JOB NO.: TCS00975/18

CEDD CONTRACT AGREEMENT NO. EDO/04/2018 - ENVIRONMENTAL TEAM FOR CROSS BAY LINK, TSEUNG KWAN O

BASELINE MONITORING REPORT

PREPARED FOR
CIVIL ENGINEERING AND DEVELOPMENT DEPARTMENT

Quality Index

Date	Reference No.	Prepared By	Approved By
11 February 2019	TCS00975/18/600/R0027v3	Martin Li Environmental Consultant	TW Tam Environmental Team Leader

Version	Date	Description
1	16 November 2018	First Submission
2	9 January 2019	1st Revision
3	11 February 2019	2nd Revision

Our ref: ASCL-2018009

AECOM Asia Company Limited
8/F., Grand Central Plaza, Tower 2
138 Shatin Rural Committee Road
Shatin, New Territories, Hong Kong

Attention: Mr. Conrad NG

14 February 2019

Dear Sir,

Contract No. NE/2017/07
Cross Bay Link, Tseung Kwan O – Main Bridge and Associated Works
Baseline Monitoring Report

I refer to the email of ET concerning the Baseline Monitoring Report (Version 3 with Reference No. TCS00975/18/600/R0027v3) of the captioned contract. We have no further comment on it and verify the report according to section 1.9 of Environmental Permit with No.EP-459-2013.

Yours faithfully,

Li Wai Ming Kevin
Independent Environmental Checker

cc. Mr. Tam (ETL)
Simon Wong (CEDD)

EXECUTIVE SUMMARY

ES.01 Action-United Environmental Services & Consulting (AUES) was awarded the Civil Engineering and Development Department (CEDD) ***Contract Agreement No. EDO/04/2018 - Environmental Team for Cross Bay Link, Tseung Kwan O*** (hereinafter called "the Contract Agreement).

ES.02 According to the Approved Environmental Monitoring & Audit (EM&A) Manual, air quality, noise and water quality monitoring are required to be conducted during the construction phase of ***Cross Bay Link, Tseung Kwan O*** (hereinafter called "the Project"). As part of the EM&A programme, baseline monitoring is required to determine the ambient environmental conditions. Prior to the commencement of construction work of the Project, baseline water quality monitoring at the all designated stations was carried out from ***21st September 2018*** to ***22nd October 2018***. In addition, the air quality at the interim alternative locations was carried out from ***30th October 2018*** to ***12th November 2018*** while noise baseline monitoring was carried out from ***29th October 2018*** to ***13th November 2018***.

ES.03 This report summarizes the key findings and presents the process and rationale behind determining a set of Action and Limit Levels (A/L Levels) of air quality, construction noise and water quality based on the baseline data obtained. These A/L Levels will serve as the yardsticks for assessing the acceptability of the environmental impact during construction phase of the Project Works. They are statistical in nature and derived according to the criteria set out in Approved EM&A Manual.

ES.04 Results of the derived Action and Limit Levels for air quality, construction noise and water quality are given in ***Tables ES-1***, ***ES-2*** and ***ES-3*** as follows.

Table ES-1 Action and Limit Levels of Air Quality Monitoring

Monitoring Station	Action Level (μg /m^3)		Limit Level (μg/m^3)	
	1-hour TSP	24-hour TSP	1-hour TSP	24-hour TSP
Interim Alternative Location – Lohas Park Phase 2A (**AM4**)	278	NA	500	NA
Interim Alternative Location – the Project site office (**AM5**)	NA	190	NA	260
Remarks: Air quality monitoring will be resumed at the designated locations AM1, AM2 and AM3 once they are available and permission are granted.				

Table ES-2 Action and Limit Levels of Construction Noise Monitoring

Monitoring Location	Action Level	Limit Level in dB(A) (Leq30min)
	Time Period: 0700-1900 hours on normal weekdays	
Interim Alternative Location – Lohas Park Phase 2A **(CNMS-5)**	When one or more documented complaints to be received	***75***
Remarks: *(i) Construction noise monitoring will be resumed at the designated locations CNMS-1, CNMS-2, CNMS-3 and CNMS4 once they are available and permission are granted;* *(ii) The designated locations CNMS-1, CNMS-2 and CNMS-3 are located at residential building which are still under construction, Limit Level of 75dB(A) will be adopted until they are occupied;* *(iii) The designated location CNMS-4 is located at planned school and still not yet to construction. When the school occupied and operated, Limit Level of 70dB(A) should be adopted and should be reduced to 65dB(A) during examination period; and* *(iv) If construction works are required during restricted hours, the conditions stipulated in the construction noise permit issued by the Noise Control Authority shall be followed.*		

Table ES-3 Action and Limit Levels of Water Quality Monitoring

Monitoring Station	Depth Average of SS (mg/L)			
	Action Level		Limit Level	
CC1	7.8	**OR** 120% of upstream control station at the same	9.3	**OR** 130% of upstream control station at the same
CC2	9.0		9.2	

Monitoring Station	Depth Average of SS (mg/L)			
	Action Level		Limit Level	
CC3	8.2	tide of the same day (Control Station C3 at Ebb tide and Control Station C4 at Flood tide), whichever is higher	9.0	tide of the same day (Control Station C3 at Ebb tide and Control Station C4 at Flood tide), whichever is higher
CC4	13.8		15.4	
CC13	8.9		10.3	
SWI1	8 mg/L		10 mg/L	

Monitoring Location	Dissolved Oxygen (mg/L)			
	Depth Average of Surface and Mid-depth		Bottom	
	Action Level	Limit Level	Action Level	Limit Level
CC1	5.8	5.7	5.3	5.2
CC2	5.8	5.7	5.3	5.1
CC3	5.5	5.4	4.9	4.7
CC4	5.7	5.7	5.5	5.4
CC13	5.6	5.5	5.3	5.2
SWI1	5.4	4.8	5.1	5.0

Monitoring Location	Depth Average of Turbidity (NTU)			
	Action Level		Limit Level	
CC1	5.8	**OR** 120% of upstream control station at the same tide of the same day (Control Station C3 at Ebb tide and Control Station C4 at Flood tide), whichever is higher	6.0	**OR** 130% of upstream control station at the same tide of the same day (Control Station C3 at Ebb tide and Control Station C4 at Flood tide), whichever is higher
CC2	4.6		5.5	
CC3	4.8		5.4	
CC4	6.1		7.1	
CC13	6.0		6.3	
SWI1	6.1		7.1	

Notes:

(a) For DO, non-compliance of water quality limits occurs when monitoring result is lower than the limits

(b) For SS and turbidity, in order to better utilize the baseline data in the derivation of water quality limit, the water quality limits were set as 95/99%-ile of baseline data OR 120/130% of upstream control station at the same tide of the same day, whichever is higher.

(c) For SS and turbidity, non-compliance of the water quality limits occurs when monitoring result is higher than the limits.

(d) For SS at SWI1, the Action and Limit Level were set according the approved EM&A Manual based on the assessment criteria of the WSD salt water intake.

ES.05 In cases where exceedance of these criteria occurs, actions should be carried out in accordance with the Event Action Plan as showed in the Approved EM&A Manual.

TABLE OF CONTENTS

1.0 INTRODUCTION 1
BACKGROUND 1
REPORT STRUCTURE 1

2.0 SUMMARY OF BASELINE MONITORING REQUIREMENT 3
GENERAL 3
MONITORING PARAMETERS 3
MONITORING LOCATIONS 3
MONITORING FREQUENCY AND PERIOD 4
MONITORING EQUIPMENT 5
DERIVATION OF ACTION/LIMIT (A/L) LEVELS 6
EVENT ACTION PLAN 7

3.0 BASELINE MONITORING METHODOLOGY 8
GENERAL 8
LOCATION OF BASELINE MONITORING 8
MONITORING EQUIPMENT OF BASELINE MONITORING 8
MONITORING PROCEDURE 9
METEOROLOGICAL INFORMATION 12
EQUIPMENT CALIBRATION 12
DATA MANAGEMENT AND DATA QA/QC CONTROL 12

4.0 BASELINE MONITORING RESULTS 13
GENERAL 13
RESULTS OF AIR QUALITY MONITORING 13
RESULTS OF BACKGROUND NOISE MONITORING 13
RESULTS OF MARINE WATER QUALITY MONITORING 14
DISCUSSION AND RECOMMENDATIONS 15

5.0 CONCLUSIONS AND RECOMMENTATIONS 17
CONCLUSIONS 17
RECOMMENDATIONS 18

LIST OF TABLES

TABLE 2-1 SUMMARY OF BASELINE MONITORING PARAMETERS
TABLE 2-2 DESIGNATED AIR QUALITY MONITORING LOCATION RECOMMENDED IN EM&A MANUAL
TABLE 2-3 DESIGNATED CONSTRUCTION NOISE MONITORING LOCATION RECOMMENDED IN
TABLE 2-4 PROPOSED ALTERNATIVE MONITORING LOCATION
TABLE 2-5 LOCATION OF WATER QUALITY MONITORING STATION
TABLE 2-6 DERIVATION OF ACTION AND LIMIT LEVELS FOR AIR QUALITY
TABLE 2-7 DERIVATION OF ACTION AND LIMIT LEVELS FOR CONSTRUCTION NOISE
TABLE 2-8 DERIVATION OF ACTION AND LIMIT LEVELS FOR WATER QUALITY
TABLE 3-1 AIR QUALITY MONITORING EQUIPMENT
TABLE 3-2 CONSTRUCTION NOISE MONITORING EQUIPMENT
TABLE 3-3 WATER MONITORING EQUIPMENT
TABLE 3-4 TESTING METHOD AND REPORTING LIMIT OF THE CHEMICAL ANALYSIS
TABLE 4-1 SUMMARY OF 1-HOUR TSP AND 24-HR MONITORING RESULTS – ALTERNATIVE MONITORING LOCATION AM4 (1-HOUR TSP) AND AM5 (24-HOUR TSP)
TABLE 4-2 ACTION AND LIMIT LEVELS FOR AIR QUALITY MONITORING
TABLE 4-3 SUMMARY OF NOISE MONITORING RESULTS – ALTERNATIVE MONITORING LOCATION

CNMS-5
TABLE 4-4 ACTION / LIMIT LEVELS OF CONSTRUCTION NOISE MONITORING
TABLE 4-5 WATER DEPTHS OF WATER QUALITY MONITORING STATIONS SUMMARY
TABLE 4-6 SUMMARIES OF MAINE WATER IN-SITU MEASUREMENT RESULTS
TABLE 4-7 SUMMARIES OF SUSPENDED SOLIDS ANALYSIS RESULTS

LIST OF APPENDICES

APPENDIX A PROJECT SITE LAYOUT PLAN
APPENDIX B DESIGNATED MONITORING LOCATIONS AND ALTERNATIVE AIR NOISE MONITORING LOCATION
APPENDIX C CALIBRATION CERTIFICATES OF EQUIPMENT AND THE ACCREDITATION LABORATORY CERTIFICATE
APPENDIX D BASELINE MONITORING SCHEDULE
APPENDIX E DATABASE FOR 24-HOUR TSP DATA OF AIR QUALITY
APPENDIX F DATABASE FOR NOISE MEASUREMENT DATA
APPENDIX G DATABASE FOR MARINE WATER QUALITY MONITORING DATA WITH LABORATORY RESULT
APPENDIX H METEOROLOGICAL DATA DURING BASELINE MONITORING PERIOD
APPENDIX I EVENT ACTION PLAN (AIR QUALITY AND CONSTRUCTION NOISE)
APPENDIX J TIDAL PATTERN OF JUNK BAY FROM HONG KONG TIDAL STREAM PREDICTION SYSTEM

1.0 INTRODUCTION

BACKGROUND

1.01 Cross Bay Link, Tseung Kwan O is a designated project under Part I of Schedule 2 to the EIAO (Cap. 499) and Environmental Permit No. EP-459/2013 is granted from EPD for construction and operation phases of the Project. The Project commenced on 10 August 2018.

1.02 AUES was awarded the CEDD ***Contract Agreement No. EDO/04/2018 - Environmental Team for Cross Bay Link, Tseung Kwan O*** (hereinafter called "the Service Contract"). The Services under the Service Contract is to provide environmental monitoring and audit (EM&A) services for the Works Contracts pursuant to the requirement of Environmental Team (ET) under the Approved EM&A Manual to ensure that the environmental performance of the Works Contracts comply with the requirement specified in the EM&A Manual and EIA Report of ***Agreement No. CE 43/2008 (HY) Cross Bay Link, Tseung Kwan O - Investigation*** and other relevant statutory requirements.

1.03 The Project involved two major infrastructure works contracts. The scope of works covered in these works contracts namely Contract 1 and 2 comprises as listed below. In addition, route-wide traffic control and surveillance system (TCSS) will be implemented along Cross Bay Link (CBL) of the Project.

Contract 1 (Contract No. NE/2017/07) – Cross Bay Link, Tseung Kwan O - Main Bridge and Associated Works

(i) 400m section of marine viaducts of steel deck sections including the Eternal Arch Bridge;
(ii) 600m section of marine viaducts of concrete deck sections; and
(iii) An E&M Plantroom and associated building services and E&M provisions

Contract 2 (Contract No. NE/2017/08) – Cross Bay Link, Tseung Kwan O - Road D9 and Associated Works

(i) Elevated deck structures along Road D9;
(ii) A 210m section of cycle track and footpath ramp bridge;
(iii) A 630m section of noise semi-enclosure covering the entire length of Road D9, and;
(iv) Lift, staircase, modification of existing seawall along Road D9, landscaping and miscellaneous works.

Contract 3 (Contract No. NE/2017/06) - Lam Tin Tunnel - Traffic Control and Surveillance System (TCSS) and Associated Works (for portions of Cross Bay Link)

(i) Traffic control and surveillance system (TCSS) works

1.04 Action-United Environmental Services & Consulting (hereinafter referred as "AUES") has been commissioned as an Environmental Team (hereinafter referred as "the ET") to implement the relevant EM&A programme in accordance with the approved EM&A Manual, as well as the associated duties.

1.05 As part of the EM&A programme, baseline monitoring is required to determine the ambient environmental conditions. Baseline monitoring including air quality, background noise and water quality were conducted in periods from 21st September 2018 to 13th November 2018 before construction work of Project commencement.

1.06 This Baseline Monitoring Report presents the details of the baseline study including project background, monitoring methodology, monitoring results, summary of findings, and Action/Limit (A/L) Levels established for subsequent use in the Project construction phase EM&A programme.

REPORT STRUCTURE

1.07 This Baseline Monitoring Report summarizes the key findings and presents the process and rationale behind determining a set of Action and Limit Levels (A/L Levels) of air quality, construction noise and water quality based on the baseline monitoring data. These A/L Levels will serve as the yardsticks for assessing the acceptability of the environmental impact during construction phase of the Project Works. The Baseline Monitoring Report is structured into the following sections:-

Section 1 Introduction

Section 2	Summaries of Baseline Monitoring Requirement.
Section 3	Baseline Monitoring Methodology
Section 4	Baseline Monitoring Results
Section 5	Conclusion and Recommendation

2.0 SUMMARY OF BASELINE MONITORING REQUIREMENT

GENERAL

2.01 The Environmental Monitoring and Audit requirements are set out in the Approved EM&A manual. Environmental issues such as air quality, construction noise and water quality were identified as the key issues during the construction phase of the Project.

2.02 This report presents the results obtained during the baseline monitoring of air quality, background noise and water quality in periods from 21st September 2018 to 13th November 2018. A summary of the baseline EM&A requirements for air quality, background noise and water quality monitoring are presented in the sub-sections below.

MONITORING PARAMETERS

2.03 The baseline monitoring programme covers the following environmental aspects:

- Air Quality;
- Construction Noise; and
- Water Quality

2.04 A summary of baseline monitoring parameters is presented in ***Table 2-1***:

Table 2-1 Summary of Baseline Monitoring Parameters

Environmental Issue	Parameters
Air Quality	• 1-hour TSP by Real-Time Portable Dust Meter; and • 24-hour TSP by High Volume Air Sampler.
Background Noise	• $L_{Aeq(30min)}$ for daytime (0700 – 1900) of normal working day; • $L_{Aeq(15min)}$ for evening (1900 – 2300), night-time (2300 – 0700 next day) and public holidays (include Sundays) between 0700 and 2300 on all days
Water Quality	• In-situ measurement – Dissolved Oxygen (DO) concentration (mg/L) & saturation (%), pH, Salinity (mg/L), Temperature (ºC) and Turbidity (NTU); and • Laboratory analysis – SS (mg/L)

MONITORING LOCATIONS

Air Quality and Construction Noise

2.05 According to the Approved EM&A Manual Section 5.4 and Section 6.3, three (3) representative air sensitive receivers (ASR) and four (4) representative noise sensitive receivers were designated as monitoring stations. The designated air quality and noise monitoring locations are listed in ***Table 2-2*** and ***Table 2-3,*** and shown in ***Appendix B***.

Table 2-2 Designated Air Quality Monitoring Location recommended in EM&A Manual

ID	Location in the EM&A Manual	Currently Situation
AM1	Tung Wah Group of Hospitals Aided Primary School & Secondary School	Not yet construct
AM2	Lohas Park Stage 2 (Planned Development in Area 86)	Under Construction
AM3	Lohas Park Stage 3 (Planned Development in Area 86)	Under Construction

Table 2-3 Designated Construction Noise Monitoring Location recommended by EM&A Manual

ID	Location	Currently Situation
CNMS-1	Lohas Park Stage 1(Planned Development in Area 86, Package 5) (Southeast facade)	Under Construction
CNMS-2	Lohas Park Stage 1 (Planned Development in Area 86, Package 6) (Southeast facade)	Under Construction
CNMS-3	Lohas Park Stage 3 (Planned Development in Area	Under Construction

	86,Package 11) (West facade)	
CNMS-4	Tung Wah Group of Hospitals Aided Primary School & Secondary School (Southwest facade)	Not yet construct

2.06 As observed and confirmed by ET and IEC during the joint site visit on 29th August 2018, the designated air quality and noise monitoring locations are under construction or yet to construct. It is considered that these designated locations are not appropriate to perform air quality and noise monitoring. In this regard, alternative locations were proposed as interim arrangement to carry out air quality and noise monitoring before occupation of the designated monitoring location. A letter enclosed with the alternative location proposal and IEC verification (Our Ref: TCS00975/18/300/L0038) was sent to EPD on 19th October 2018 and the proposal was agreed by EPD.

2.07 The agreed alternative monitoring locations for baseline monitoring was carried out are summarized in Table 2-4 and are shown in ***Appendix B.***

Table 2-4 Proposed Alternative Monitoring Location

Location ID	Monitoring Parameter	Location
AM4	1-Hour TSP Air Quality	Podium of Lohas Park Phase 2A (Le Prestige)
AM5	24-Hour TSP Air Quality	Boundary of Site Office near Junction of Wan Po Road and Wan O Road
CNMS-5	Noise (L_{eq}, L_{10} & L_{90})	Podium of Lohas Park Phase 2A (Le Prestige)

Remark: Since 24-Hour TSP Air Quality monitoring is not granted at AM4 Lohas Park Phase 2A, the 24-Hour TSP monitoring was therefore proposed at AM5 which is located at the boundary of the project site office.

Water Quality

2.08 According to Table 7.1 of the approved EM&A Manual Section 7.4, two Control Stations (C3 & C4), six (6) sensitive receivers (CC1, CC2, CC3, CC4, CC13 & SWI1) and one (1) Gradient station (I1) were recommended to perform water quality monitoring. Details and coordinate of these water quality monitoring stations are described in ***Table 2-5*** and the graphical layout plan is shown in ***Appendix B.***

Table 2-5 Location of Water Quality Monitoring Station

Station	Coordinates		Description
	Easting	Northing	
CC1	843201	816416	**Sensitive Receiver** – Coral Sites at Chiu Keng Wan
CC2	844076	817091	**Sensitive Receiver** – Coral Sites at Junk Bay
CC3	844606	817941	**Sensitive Receiver** – Coral Sites at Junk Island
CC4	845444	815595	**Sensitive Receiver** – Coral Sites at Fat Tong Chau West
CC13	844200	817495	**Sensitive Receiver** – Coral Sites at Junk Bay near Chiu Keng Wan
SWI1	845512	817442	**Sensitive Receiver** – Tseung Kwan O Salt Water Intake
C3	843821	816211	**Control Station** (Ebb Tide) – within Junk Bay
C4	844621	815770	**Control Station** (Flood Tide) – within Junk Bay
I1	844602	817675	**Gradient Station** – between LTT and CBL

2.09 According to the Hong Kong Tidal Stream Prediction System operated by the Marine Department, the marine water will flow into the Junk Bay and Kowloon Bay at Flood tide while will flow out from the Junk Bay and Kowloon Bay at Ebb tide. The upstream control station at Flood tide will be the Control Station C4 and at Ebb tide will be the Control Station C3. The tide pattern in Junk Bay at both ebb tide and flood tide was illustrated in Appendix J.

2.10 In case of exceedance was recorded, the results obtained from the upstream control station (C3 for ebb tide & C4 for flood tide) and the gradient station I1 will be used as appropriate to identify the source(s) of impact.

MONITORING FREQUENCY AND PERIOD

2.11 The baseline monitoring should be conducted prior to commencement of the construction work under the Project. No construction activities are allowed to be undertaken during the baseline

monitoring period. Frequency and duration of baseline monitoring programme including air quality, background noise and marine water quality were carried out in accordance with the approved EM&A Manual *Sectio*ns *5.5.3*, *6.4.1.1* and *7.5.1* and are listed as below:

Air Quality

2.12 Continuous 24-hour TSP monitoring and 3 times of 1-hour TSP monitoring at the available designated or alternative monitoring locations should be carried out daily for at least 14 consecutive days.

Background Noise

2.13 Continuous baseline noise monitoring of the A-weighted levels Leq, L10 and L90 should be carried out daily for a period of at least two weeks, with a sampling period of 30 minutes between 0700 and 1900 hours and 15 minutes (as three consecutive Leq(5min) readings) for evening time (between 1900 and 2300 hours on normal weekdays), general holidays including Sundays (between 0700 and 2300 hours) and night-time (between 2300 and 0700 on all days).

Marine Water Quality

2.14 Marine water quality monitoring at the specified stations as shown in ***Table 2-5,*** should be conducted 3 days a week, at mid-flood and mid-ebb tides, for at least 4 weeks to prior commencement any marine construction activities such as the pile excavation works for the bridge pier foundations. The intervals between 2 consecutive sets of monitoring should not less than 36 hours.

MONITORING EQUIPMENT

Air Quality Monitoring

2.15 The 24-hour and 1-hour TSP levels should be measured by following the standard high volume sampling method as set out in the *Title 40 of the Code of Federal Regulations, Chapter 1 (Part 50), Appendix B.* If the ET proposes to use a direct reading dust meter to measure 1-hour TSP levels, sufficient information shall be submitted to the IEC to prove that the instrument is capable of achieving a comparable result to the HVAS. The instrument should be calibrated regularly, and the 1-hour sampling shall be determined on yearly basis by the HVS to check the validity and accuracy of the results measured by direct reading method. The filter paper of 24-hour TSP measurement shall be determined by HOKLAS accredited laboratory.

Noise Monitoring

2.16 Sound level meter in compliance with the International Electrotechnical Commission Publications 651: 1979 (Type 1) and 804: 1985 (Type 1) specifications shall be used for carrying out the noise monitoring. The sound level meter shall be checked using an acoustic calibrator. The wind speed shall be checked with a portable wind speed meter capable of measuring the wind speed in ms^{-1}.

Marine Water Quality Monitoring

2.17 For water quality monitoring, the equipment should fulfill the requirement under the Approved *EM&A Manual Section 7.2*. The requirement is summarized below:

- ***Dissolved Oxygen and Temperature Measuring Equipment*** – The instrument should be a portable, weatherproof dissolved oxygen measuring instrument completed with cable, sensor, comprehensive operation manuals, and should be operable from a DC power source. It should be capable of measuring: dissolved oxygen levels in the range of 0-20 mg/L and 0-200% saturation; and a temperature of 0-45 degrees Celsius. It should have a membrane electrode with automatic temperature compensation complete with a cable of not less than 35 m in length. Sufficient stocks of spare electrodes and cable should be available for replacement where necessary.
- ***Turbidity Measurement Equipment*** – The instrument shall be a portable, weatherproof turbidity-measuring instrument complete with comprehensive operation manual. The equipment shall use a DC power source. It shall have a photoelectric sensor capable of measuring turbidity between 0-1000 NTU.
- ***Salinity Measurement Instrument*** – A portable salinometer capable of measuring salinity in the range of 0-40 ppm should be provided for measuring salinity of the water at each

monitoring location.

- ***Water Depth Detector*** – A portable, battery-operated echo sounder should be used for the determination of water depth at each designated monitoring station. A detector affixed to the bottom of the works boat, if the same vessel is to be used throughout the monitoring programme, is preferred.
- ***Positioning Device*** – hand-held or boat-fixed type digital Global Positioning System (GPS) with way point bearing indication or other equipment instrument of similar accuracy, should be provided and used during water quality monitoring to ensure the monitoring vessel is at the correct location before taking measurements.
- ***Water Sampling Equipment*** – A water sampler, consisting of a transparent PVC or glass cylinder of not less than two liters, which can be effectively sealed with cups at both ends, should be used. The water sampler should have a positive latching system to keep it open and prevent premature closure until released by a messenger when the sampler is at the selected water depth.

DERIVATION OF ACTION/LIMIT (A/L) LEVELS

2.18 The baseline results form the basis for determining the environmental acceptance criteria for the impact monitoring. A summary of derivation of Action/Limit (A/L) Levels for air quality, construction noise and water quality are shown in ***Tables 2-6***, ***2-7*** and ***2-8*** respectively.

Table 2-6 Derivation of Action and Limit Levels for Air Quality

Parameter	Action Level	Limit Level
24-hour TSP	For baseline level ≤ 200 μg/m^3: Action level = (Baseline × 1.3 + Limit level)/2	260 μg/m^3
	For baseline level > 200 μg/m^3: Action level = Limit level	
1-hour TSP	For baseline level ≤ 384 μg/m^3: Action level = (Baseline × 1.3 + Limit level)/2	500 μg/m^3
	For baseline level > 384 μg/m^3: Action level = Limit level	

Table 2-7 Derivation of Action and Limit Levels for Construction Noise

Time Period	Action Level in dB(A)	Limit Level in dB(A)
0700-1900 hours on normal weekdays	When one documented complaint is received	75* dB(A)

Note: (*) *Reduces to 70 dB(A) for schools and 65 dB(A) during the school examination periods.*

Table 2-8 Derivation of Action and Limit Levels for Water Quality

Parameter	Action Level	Limit Level
SS in mg/L (depth-averaged) (a) (c)(d)	**CC1, CC2, CC3, CC4 and CC13** 95%-ile of baseline data, or 120% of upstream control station at the same tide of the same day, whichever is higher. **SWI1 only** 8mg/L	**CC1, CC2, CC3, CC4 and CC13** 99%-ile of baseline data, or 130% of upstream control station at the same tide of the same day, whichever is higher. **SWI1 only** 10mg/L
DO in mg/L (b)	Surface and Middle 5%-ile of baseline data for surface and middle layer Bottom 5%-ile of baseline data for bottom layers	Surface and Middle 4mg/L or 1%-ile of baseline for surface and middle layer Bottom 2mg/L or 1%-ile of baseline data for bottom layer

Parameter	Action Level	Limit Level
Turbidity in NTU (depth-averaged) (a) (c) (d)	**CC1, CC2, CC3, CC4, CC13 and SWI1** 95%-ile of baseline data, or 120% of upstream control station at the same tide of the same day, whichever is higher.	**CC1, CC2, CC3, CC4, CC13 and SWI1** 99%-ile of baseline data, or 130% of upstream control station at the same tide of the same day, whichever is higher.

Notes:

(a) "Depth-averaged" is calculated by taking the arithmetic means of reading of all three depths.

(b) For DO, non-compliance of the water quality limits occurs when monitoring result is lower than the limits.

(c) For SS and turbidity, in order to better utilize the baseline data in the derivation of water quality limit, the water quality limits were set as 95/99%-ile of baseline data OR 120/130% of upstream control station at the same tide of the same day, whichever is higher.

(a) For SS and turbidity, non-compliance of the water quality limits occurs when monitoring result is higher than the limits.

(b) For SS at SWI1, the Action and Limit Level were set according the approved EM&A Manual based on the assessment criteria of the WSD salt water intake.

EVENT ACTION PLAN

2.19 Should non-compliance of the environmental quality criteria occurs, remedial actions will be triggered according to the Event and Action Plan which presented in ***Appendix I.***

3.0 BASELINE MONITORING METHODOLOGY

GENERAL

3.01 Baseline monitoring of air quality, background noise and marine water quality were conducted from ***21st September 2018 to 13th November 2018***. During the baseline monitoring period, no construction activities were carried out under the Project.

LOCATION OF BASELINE MONITORING

Air Quality

3.02 Baseline air quality monitoring, 1-hour TSP measurement at AM4 from ***30th October 2018*** to ***12th November 2018*** and 24-hour TSP measurement at AM5 were undertaken from ***30th October 2018*** to ***13th November 2018.*** The monitoring locations of AM4 and AM5 were shown in ***Table 2-1*** and ***Appendix B***.

Background Noise

3.03 Baseline 24-Hour noise monitoring was undertaken at alternative location CNMS-5 from ***29th October 2018*** to ***13th November 2018.*** The location of CNMS-5 was shown in ***Table 2-2*** and ***Appendix B***.

Water Quality

3.04 Baseline marine water quality monitoring was undertaken at the all designated monitoring stations from ***21st September 2018*** to ***22nd October 2018***. The detailed information of monitoring stations was shown in ***Tables 2-3*** and ***Appendix B***.

MONITORING EQUIPMENT OF BASELINE MONITORING

Air Quality

3.05 Equipment used for baseline air quality monitoring is listed in ***Table 3-1***.

Table 3-1 Air Quality Monitoring Equipment

Equipment		Model
24-hour TSP	High Volume Air Sampler	TISCH High Volume Air Sampler, HVAS Model TE-5170
	Calibration Kit	TISCH Model TE-5025A
1- hour TSP	Portable Dust Meter	Laser Dust Monitor Sibata LD-3B Laser Dust Monitor

Noise

3.06 Equipment used for baseline noise monitoring is listed in ***Table 3-2***.

Table 3-2 Construction Noise Monitoring Equipment

Equipment	Model
Integrating Sound Level Meter	B&K Type 2238
Calibrator	B&K Type 4231
Portable Wind Speed Indicator	Anemometer AZ Instrument 8908

Water Quality

3.07 Equipment used for marine water quality monitoring proposed by ET was verified by IEC prior of baseline monitoring work commencement. The detail of equipment used for baseline monitoring is listed in ***Table 3-3*** as below.

Table 3-3 Water Monitoring Equipment

Equipment	Model
A Digital Global Positioning System	GPS12 Garmin
Water Depth Detector	Eagle Sonar CUDA 300
Water Sampler	A 2-litre transparent PVC cylinder with latex cups at both ends

Equipment	Model
Thermometer & DO meter	YSI ProDSS Digital Sampling System Water Quality Meter
pH meter	YSI ProDSS Digital Sampling System Water Quality Meter
Turbidimeter	YSI ProDSS Digital Sampling System Water Quality Meter
Salinometer	YSI ProDSS Digital Sampling System Water Quality Meter
Sample Container	High density polythene bottles (provided by laboratory)
Storage Container	'Willow' 33-litter plastic cool box with Ice pad

MONITORING PROCEDURE

3.08 The procedures to conduct air quality, noise and marine water quality monitoring are summarized in following sub-sections.

Air Quality

1-hour TSP

3.09 Operation of the 1-hour TSP meter would be to follow manufacturer's Operation and Service Manual.

3.10 The 1-hour TSP monitor, brand named "Model AM510 SidePak™ Personal Aerosol Monitor/ Sibata LD-3B Laser Dust monitor Particle Mass Profiler & Counter" is a portable, battery-operated laser photometer. The 1-hour TSP meter provides a real time 1-hour TSP measurement based on 90^0 light scattering. The 1-hour TSP monitor consists of the following:

a. A pump to draw sample aerosol through the optic chamber where TSP is measured;
b. A sheath air system to isolate the aerosol in the chamber to keep the optics clean for maximum reliability; and
c. A built-in data logger compatible with Windows based programme to facilitate data collection, analysis and reporting.

24-hour TSP

3.11 The equipment used for 24-hour TSP measurement is the High Volume Air Sampler (hereinafter the "HVAS") brand named TISCH, Model TE-5170 TSP High Volume Air Sampler, which complied with *EPA Code of Federal Regulation, Appendix B to Part 50*. The HVS consists of the following:

a. An anodized aluminum shelter;
b. A 8"x10" stainless steel filter holder;
c. A blower motor assembly;
d. A continuous flow/pressure recorder;
e. A motor speed-voltage control/elapsed time indicator;
f. A 6-day mechanical timer, and
g. A power supply of 220v/50 Hz

3.12 For HVAS for 24-hour TSP monitoring, the HVAS is mounted in a metallic cage with a top for protection and is sat on the existing ground. The flow rate of the HVAS between $0.6m^3$/min and $1.7m^3$/min would be properly set in accordance with the manufacturer's instruction to within the range recommended in *EPA Code of Federal Regulation, Appendix B to Part 50*. Glass Fiber Filter 8" x 10" of TE-653 would be used for 24-Hour TSP monitoring and would be supplied by laboratory. The general procedures of sampling are described as below:-

- A horizontal platform with appropriate support to secure the samples against gusty wind should be provided;
- No two samplers should be placed less than 2 meters apart;
- The distance between the sampler and an obstacle, such as building, must be at least twice

the height that the obstacle protrudes above the sample;

- A minimum of 2 meters of separation from any supporting structure, measured horizontally is required;
- Before placing any filter media at the HVAS, the power supply should be checked to ensure the sampler work properly;
- The filter paper should be set to align on the screen of HVAS to ensure that the gasket formed an air tight seal on the outer edges of the filter. Then filter holder frame should be tightened to the filter hold with swing bolts. The holding pressure should be sufficient to avoid air leakage at the edge.
- The mechanical timer should be set for a sampling period of 24 hours (12:00 afternoon to 12:00 afternoon next day). Information will be recorded on the field data sheet, which should included the sampling data, starting time, the weather condition at current and the filter paper ID with the initial weight;
- After sampling, the filter paper should be collected and transfer from the filter holder of the HVAS to a sealed envelope and sent to a local HOKLAS accredited laboratory for quantifying.

3.13 All the sampled 24-hour TSP filters were kept in normal air conditioned room conditions, i.e. 70% HR (Relative Humidity) and 25°C, for six months prior to disposal.

3.14 The HVAS used for 24-hour TSP monitoring was calibrated before the commencement for sampling, with five-point calibration in accordance with the manufacturer's instruction using the NIST-certified standard calibrator (Tisch Calibration Kit Model TE-5025A) to establish a relationship between the follow recorder meter reading in cfm (cubic feet per minute) and the standard flow rate, Qstd, in m^3/min.

Construction Noise

3.15 As referred to the Technical Memorandum (TM) issued under the NCO, sound level meters in compliance with the International Electrotechnical Commission Publications 651: 1979 (Type 1) and 804:1985 (Type 1) specifications should be used for carrying out the noise monitoring.

3.16 All noise measurements were performed with the meter set to FAST response and on the A-weighted equivalent continuous sound pressure level (Leq). Throughout baseline monitoring period, 24-Hours continuous noise monitoring was conducted in order to obtained $Leq_{(30min)}$ and three sets of $Leq_{(5min)}$ measurements for the daytime (between 07:00-19:00 hours) and evening / mid-night (between 19:00-07:00 hours next day) respectively.

3.17 The sound level meter will be mounted on a tripod at a height of 1.2 m and placed at the assessment point and oriented such that the microphone is pointed to the site with the microphone facing perpendicular to the line of sight. The windshield would be fitted for all measurements. Where a measurement is to be carried out at a building, the assessment point would normally be at a position 1 m from the exterior of the building façade. Where a measurement is to be made for noise being received at a place other than a building, the assessment point would be at a position 1.2 m above the ground in a free-field situation, i.e. at least 3.5 m away from reflective surfaces such as adjacent buildings or walls.

3.18 Immediately prior to and following each noise measurement the accuracy of the sound level meter would be checked using an acoustic calibrator generating a known sound pressure level at a known frequency. Measurement results would be accepted as valid only if internal check the used sound level meter at before and after the noise measurement to record as ±0.5dB of the known sound pressure level.

3.19 Noise measurements should not be made in fog, rain, wind with a steady speed exceeding 5m/s or wind with gusts exceeding 10m/s. The wind speed would be checked with a portable wind speed meter capable of measuring the wind speed in m/s.

Marine Water Quality

3.20 Marine water quality monitoring was conducted at all designated locations in accordance with Table 7.1 of the approved EM&A Manual. The operating and analytical of sampling procedures are described as below:

- A Global Positioning System (GPS) was used to ensure that the correct location was selected prior to sample collection. A portable, battery-operated echo sounder was used for the determination of water depth at each designated monitoring station.
- The marine water sampler was lowered into the water body at a predetermined depth. The trigger system of the sampler is activated with a messenger and opening ends of the sampler are closed accordingly then the sample of water is collected.
- During the sampling, the sampling container was rinsed to use a portion of the marine water sample before the water sample is transferred to the container. Upon sampling completion, the container was sealed with a screw cap.
- Before the sampling process, general information such as the date and time of sampling, weather condition and tidal condition as well as the personnel responsible for the monitoring was recorded on the monitoring field data sheet.
- In-situ measurement including water temperature, turbidity, dissolved oxygen, salinity, pH and water depth was recorded at the identified monitoring point. At each station, marine water samples were collected at three depths: 1m below water surface, 1m above sea bottom and at mid-depth when the water depth exceeds 6m. Samples at 1m below water surface and 1m above sea bottom were collected when the water depth is between 3m and 6m. And samples at mid-depth was taken when the water depth is below 3m.
- For the in-situ measurement, two consecutive measurements of sampling depth, temperature, dissolved oxygen, salinity, turbidity and pH concentration was measured at the sea. The YSI ProDSS Multifunctional Meter was retrieved out of the water after the first measurement and then re-deployed for the second measurement. Where the difference in the value between the first and second readings of each set is more than 25% of the value of the first reading, the reading is discarded and further readings is taken.
- Marine water sample was collected by using a water sampler. The high-density polythene bottles will be filled after the water sample collected from the sea. Before the water sample being fill into the sampling bottles, the sampling bottles will be pre-rinsed with the same water sample. The sampling bottles will then be packed in cool-boxes (cooled at $4^{O}C$ without being frozen), and delivered to HOKLAS accredited laboratory for the chemical analysis as followed APHA *Standard Methods for the Examination of Water and Wastewater* 19ed 2540D, unless otherwise specified.

3.21 All marine water in-situ measurement equipment used are calibrated at three months interval.

3.22 Before each round of monitoring, the dissolved oxygen probe was calibrated by wet bulb method; a zero check in distilled water was performed with the turbidity and salinity probes. The turbidity probe was checked with a standard solution of known NTU and known value of the pH standard solution were used to check the accuracy of pH value before each monitoring day.

Laboratory Analysis

3.23 All water samples included the duplicate samples, was tested with chemical analysis as specified in the EM&A Manual by a HOKALS accredited laboratory - ALS Technichem (HK) Pty Ltd. The chemicals analysis method and reporting limit show ***Table 3-4***.

Table 3-4 Testing Method and Reporting Limit of the Chemical Analysis

Parameter	ALS Method Code	In-house Method Reference (1)	Reporting Limit
Total Suspended Solids	EA025	APHA 2540D	1 mg/L

Note:

1. *The exact method shall depend on the laboratory accredited method. APHA = Standard Methods for the Examination of Water and Wastewater by the American Public Health Association.*

3.24 The determination works was start within 24 hours after collection of the water samples or within the holding time as advised by the laboratory.

METEOROLOGICAL INFORMATION

3.25 The meteorological information including wind direction, wind speed, humidity and temperature etc. during baseline monitoring was extracted from the closest Tseung Kwan O Hong Kong Observatory Station. Moreover, the data of rainfall and air pressure were extracted from King's Park Station.

3.26 For marine water quality monitoring, tidal information was referred to tide gauge at Tai Miu Wan.

EQUIPMENT CALIBRATION

3.27 Valid calibration certificates of monitoring equipment/instruments including air, noise & water and the HOKLAS-Accreditation certificate of the testing laboratory respectively are attached in ***Appendix C***.

DATA MANAGEMENT AND DATA QA/QC CONTROL

3.28 The baseline monitoring data were handled by the ET's in-house data recording and management system.

3.29 The monitoring data recorded in the equipment were downloaded directly from the equipment at each monitoring day or after completion of baseline measurement. The downloaded monitoring data were input into a computerized database properly maintained by the ET. The laboratory results were input directly into the computerized database and checked by personnel other than those who input the data.

3.30 If monitoring parameters require laboratory analysis, the local laboratory would follow the QA/QC requirements as set out under the HOKLAS scheme for the relevant laboratory tests.

4.0 BASELINE MONITORING RESULTS

GENERAL

4.01 The baseline monitoring schedules of air quality, background noise and marine water quality are presented in ***Appendix D*** and the monitoring results are detailed in the following sub-sections.

RESULTS OF AIR QUALITY MONITORING

4.02 Baseline 1-hour TSP from ***30th October 2018*** to ***12th November 2018*** and 24-hour TSP monitoring were carried out from ***30th October 2018*** to ***13th November 2018***. The results for 1-hour and 24-hour TSP are summarized in ***Table 4-1***. The 24-hour TSP data are shown in ***Appendix E***.

Table 4-1 Summary of 1-hour TSP and 24-Hr Monitoring Results – Alternative Monitoring Location AM4 (1-Hour TSP) and AM5 (24-Hour TSP)

AM5		AM4				
24-hour TSP (μg/m³)		**1-hour TSP (μg/m³)**				
Date	**Meas. Result**	**Date**	**Start Time**	**1st Meas.**	**2nd Meas.**	**3rd Meas.**
30-Oct-18	93	30-Oct-18	9:34	29	27	28
31-Oct-18	86	31-Oct-18	9:46	26	27	30
1-Nov-18	93	1-Nov-18	9:38	42	39	41
2-Nov-18	45	2-Nov-18	9:52	37	33	34
3-Nov-18	42	3-Nov-18	9:30	31	28	30
4-Nov-18	70	4-Nov-18	9:30	38	35	37
5-Nov-18	71	5-Nov-18	9:42	52	54	52
6-Nov-18	*	6-Nov-18	9:36	50	42	47
7-Nov-18	67	7-Nov-18	9:24	44	42	40
8-Nov-18	121	8-Nov-18	9:34	55	61	58
9-Nov-18	166	9-Nov-18	9:49	53	56	58
10-Nov-18	69	10-Nov-18	9:26	51	53	49
11-Nov-18	71	11-Nov-18	9:18	50	48	52
12-Nov-18	94	12-Nov-18	9:41	49	59	57
13-Nov-18	197	--	--	--	--	--
Average (Range)	**92 (42 – 197)**	Average (Range)	**43 (26 – 61)**			

*24-Hour TSP failure due to power supply issue

Action/Limit Levels of Air Quality

4.03 Following the criteria shown in ***Table 2-6*** of this report, the proposed Action and Limit Levels for 24-hour and 1-hour TSP are listed in ***Table 4-2***.

Table 4-2 Action and Limit Levels for Air Quality Monitoring

Monitoring Station	Action Level (μg /m³)		Limit Level (μg/m³)	
	1-hour TSP	24-hour TSP	1-hour TSP	24-hour TSP
AM4	278	NA	500	NA
AM5	NA	190	NA	260

Note: 1-hour & 24-hour TSP Action Level = (Average Baseline Result × 1.3 + Limit level)/2

RESULTS OF BACKGROUND NOISE MONITORING

4.04 The baseline continuous noise monitoring was undertaken from ***29th October 2018*** to ***13th November 2018***. The measurement data are shown in ***Appendix F*** and summarized in ***Table 4-3***.

Table 4-3 Summaries of Noise Monitoring Results – Alternative Monitoring Location CNMS-5

Time Period	Mean	Max	Min
Normal Daytime 0700-1900 – $L_{eq(30min)}$	64.7	69.4	59.7
Restricted Hours 0700-1900 holiday – $L_{eq(30min)}$	60.7	68.1	56.6
Restricted Hours 1900-2300 – $L_{eq(15min)}$	59.4	65.7	55.6

Time Period	Mean	Max	Min
Restricted Hours 2300-0700 next day – $L_{eq(15min)}$	56.1	62.2	53.2

Remark: The sound meter was set up at the Podium of Lohas Park Phase 2A (Le Prestige) with 1m façade

Action/ Limit Levels of Construction Noise

4.05 According to the criteria shown in ***Table 2-7*** of this report, the proposed Action/Limit levels of construction noise monitoring station are illustrated in ***Table 4-4***.

Table 4-4 Action / Limit Levels of Construction Noise Monitoring

Monitoring Location	Action Level	Limit Level (Leq30min)
	Time Period: 0700-1900 hours on normal weekdays	
CNMS-5	When one or more documented complaints are received	***75*** dB(A)
Remarks: *If works are to be carried out during restricted hours, the conditions stipulated in the construction noise permit issued by the Noise Control Authority have to be followed.*		

4.06 Since the designated locations CNMS-1, CNMS-2, CNMS-3 and CNMS-4 are currently unavailable to carry out noise monitoring, the construction noise monitoring will be resumed at these designated monitoring locations once they are available. Limit Level of 75dB(A) will be adopted for the impact noise monitoring at CNMS-1, CNMS-2 & CNMS-3. For designated location CNMS-4 which is located at planned school, Limit Level of 70dB(A) for normal school day and Limit Level of 65dB(A) for examination period will be adopted for the impact noise monitoring when the school is occupied.

RESULTS OF MARINE WATER QUALITY MONITORING

4.07 Four weeks of baseline water quality monitoring at nine (9) designated monitoring stations were performed as between **21st September 2018** and **22nd October 2018**. The summary of water depth recorded at each designated monitoring station presents in ***Table 4-5***.

Table 4-5 Water Depths of Water Quality Monitoring Stations Summary

Monitoring Station	Status	Water Depth, (m)			Co-ordnance	
		Min	Max	Ave.	East	North
CC1	Sensitive Receiver	6.4	9.3	8.0	843201	816416
CC2	Sensitive Receiver	11	13.1	12.0	844076	817091
CC3	Sensitive Receiver	8.6	9.9	9.1	844606	817941
CC4	Sensitive Receiver	1.6	4.3	2.7	845444	815595
CC13	Sensitive Receiver	7.2	8.9	7.9	844200	817495
SWI1	Sensitive Receiver	3.6	4.9	4.1	845512	817442
C3	Control Station – Ebb Tide	14.2	16.4	15.4	843821	816211
C4	Control Station – Flood Tide	14.8	17	16.2	844621	815770
I1	Gradient Station	9.3	10.7	9.9	844602	817675

4.08 In-situ measurements results including "*Dissolved Oxygen*" and "*Turbidity*" are summarized in ***Tables 4-6***. Detailed monitoring results of in-situ measurements are shown in ***Appendix G***.

Table 4-6 Summaries of Marine Water In-situ Measurement Results

Summary of Results Conditions	CC1	CC2	CC3	CC4	CC13	SWI1	C3	C4	I1
Dissolved Oxygen – Depth Average of Surface & Mid-depth (mg/L)									
5%-ile	5.8	5.8	5.5	5.7	5.6	5.4	N/A	N/A	N/A
1%-ile	5.7	5.7	5.4	5.7	5.5	4.8	N/A	N/A	N/A
Average	6.5	6.3	6.3	6.2	6.2	6.2	6.2	6.2	6.2

Summary of Results Conditions	CC1	CC2	CC3	CC4	CC13	SWI1	C3	C4	I1
Min	5.7	5.6	5.4	5.7	5.5	4.7	5.6	5.6	5.7
Max	8.2	7.6	7.9	7.0	7.4	9.5	7.5	7.5	7.5
Dissolved Oxygen – Bottom Depth (mg/L)									
5%-ile	5.3	5.3	4.9	5.5	5.3	5.1	N/A	N/A	N/A
1%-ile	5.2	5.1	4.7	5.4	5.2	5.0	N/A	N/A	N/A
Average	6.0	5.8	5.5	5.9	5.7	5.9	5.8	5.8	5.6
Min	5.2	5.0	4.6	5.4	5.2	5.0	5.1	5.1	4.9
Max	6.8	6.4	6.2	6.8	6.3	7.5	6.4	6.4	6.5
Turbidity – Depth Average (NTU)									
95%-ile	5.8	4.6	4.8	6.1	6.0	6.1	N/A	N/A	N/A
99%-ile	6.0	5.5	5.4	7.1	6.3	7.1	N/A	N/A	N/A
Average	3.5	3.3	3.4	4.5	3.9	3.9	4.2	3.9	3.5
Min	1.9	1.8	1.9	2.9	2.2	2.2	2.5	2.5	1.8
Max	6.0	5.8	5.6	7.3	6.3	7.3	6.5	6.3	5.6

N/A: Not applicable

4.09 Laboratory analysis result of "Suspended Solids (SS)" is summarized in ***Tables 4-7***. Laboratory data reports are shown in ***Appendix G***.

Table 4-7 Summaries of Suspended Solids Analysis Results

Summary of Results Conditions	CC1	CC2	CC3	CC4	CC13	SWI1	C3	C4	I1
Suspended Solids – Depth Average (mg/L)									
95%-ile	7.8	9.0	8.2	13.8	8.9	12.3	N/A	N/A	N/A
99%-ile	9.3	9.2	9.0	15.4	10.3	15.8	N/A	N/A	N/A
Average	5.5	5.2	4.5	7.5	6.0	6.7	6.2	6.0	5.0
Min	1.7	1.3	1.0	3.0	1.9	2.0	2.4	1.8	1.0
Max	9.8	9.2	9.2	15.8	10.8	16.8	9.3	8.8	9.9

N/A: Not applicable
Remark: SS result of SWI1 Mid-Flood Bottom on 26 Sep 2018 and of CC13 Mid-Ebb Bottom on 22 Oct 2018 were discarded from the calculation due to abnormal high result obtained.

DISCUSSION AND RECOMMENDATION

Possible Influence of Seasonal Changes

4.10 The baseline air quality monitoring was conducted from ***30th October 2018*** to ***13th November 2018*** which most of the monitoring were conducted during Hong Kong dry seasons. The baseline data collected therefore represent the baseline air quality of the dry season immediately prior to commencement of the Project. The data obtained may not reflect the air quality conditions of wet seasons in Hong Kong which are normally different.

4.11 The baseline marine quality monitoring was conducted from ***21st September 2018*** to ***22nd October 2018*** which reflect typical water quality at the monitoring locations during wet seasons (April to October). The baseline DO, SS and turbidity conditions at the monitoring locations may differ from dry season especially during rainy days and in particular under high tide flow conditions.

Possible Influence of Other Construction Projects

4.12 During the air quality and noise baseline monitoring at interim alternative monitoring locations, there are other on-going construction works carried out nearby (e.g. at the designated air and noise monitoring locations) which may influence the baseline and impact monitoring at the interim alternative monitoring location.

4.13 Therefore, it is recommended to regularly review the air quality and marine water quality baseline conditions, in particular during season changes and after the designated monitoring locations are occupied. The environmental performance criteria may need to be re-established if it is evident that the baseline conditions have changed significantly. An updated baseline data should then be

sought for re-establishment of the updated environmental performance criteria for Event and Action Plan to be smoothly implemented.

5.0 CONCLUSIONS AND RECOMMENTATIONS

CONCLUSIONS

5.01 The baseline air quality, noise and marine water monitoring were undertaken during the period from ***21st September 2018 to 13th November 2018*** at the agreed monitoring location. During the baseline monitoring, there were no construction activities undertaken under this Project.

5.02 Based on the baseline monitoring results, the recommended environmental performance criteria for air quality, construction noise and water quality are summarized as follows:

Recommended Action & Limit Levels of Air Quality				
Monitoring Station	**Action Level (μg /m³)**		**Limit Level (μg/m³)**	
	1-hour TSP	**24-hour TSP**	**1-hour TSP**	**24-hour TSP**
Alternative Location – Lohas Park Phase 2A (**AM4**)	278	NA	500	NA
Interim Alternative Location – the Project site office (**AM5**)	NA	190	NA	260
Remarks: Air quality monitoring will be resumed at the designated locations AM1, AM2 and AM3 once they are available and permission are granted.				

Recommended Action & Limit Levels of Construction Noise		
Monitoring Location	**Action Level**	**Limit Level in dB(A) (Leq30min)**
	Time Period: 0700-1900 hours on normal weekdays	
Alternative Location – Lohas Park Phase 2A **(CNMS-5)**	When one or more documented complaints to be received	***75***
Remarks: *(i) Construction noise monitoring will be resumed at the designated locations CNMS-1, CNMS-2, CNMS-3 and CNMS4 once they are available and permission are granted;* *(ii) The designated locations CNMS-1, CNMS-2 and CNMS-3 are residential building which are still under construction, Limit Level of 75dB(A) will be adopted until they are occupied;* *(iii) The designated location CNMS-4 is located at planned school and still not yet to construction. When the school occupied and operated, Limit Level of 70dB(A) should be adopted and should be reduced to 65dB(A) during examination period; and* *(iv) If construction works are required during restricted hours, the conditions stipulated in the construction noise permit issued by the Noise Control Authority shall be followed.*		

Monitoring Station	**Depth Average of SS (mg/L)**			
	Action Level		**Limit Level**	
CC1	7.8	**OR** 120% of upstream control station at the same tide of the same day (Control Station C3 at Ebb tide and Control Station C4 at Flood tide), whichever is higher	9.3	**OR** 130% of upstream control station at the same tide of the same day (Control Station C3 at Ebb tide and Control Station C4 at Flood tide) , whichever is higher
CC2	9.0		9.2	
CC3	8.2		9.0	
CC4	13.8		15.4	
CC13	8.9		10.3	
SWI1	8 mg/L		10 mg/L	

Monitoring Location	**Dissolved Oxygen (mg/L)**			
	Depth Average of Surface and Mid-depth		**Bottom**	
	Action Level	**Limit Level**	**Action Level**	**Limit Level**
CC1	5.8	5.7	5.3	5.2
CC2	5.8	5.7	5.3	5.1
CC3	5.5	5.4	4.9	4.7
CC4	5.7	5.7	5.5	5.4
CC13	5.6	5.5	5.3	5.2

SWI1	5.4	4.8	5.1	5.0
Monitoring Location	**Depth Average of Turbidity (NTU)**			
	Action Level		**Limit Level**	
CC1	5.8	**OR** 120% of upstream control station at the same tide of the same day (Control Station C3 at Ebb tide and Control Station C4 at Flood tide) , whichever is higher	6.0	**OR** 130% of upstream control station at the same tide of the same day (Control Station C3 at Ebb tide and Control Station C4 at Flood tide) , whichever is higher
CC2	4.6		5.5	
CC3	4.8		5.4	
CC4	6.1		7.1	
CC13	6.0		6.3	
SWI1	6.1		7.1	

Notes:

(a) For DO, non-compliance of water quality limits occurs when monitoring result is lower than the limits

(b) For SS and turbidity, in order to better utilize the baseline data in the derivation of water quality limit, the water quality limits were set as 95/99%-ile of baseline data OR 120/130% of upstream control station at the same tide of the same day, whichever is higher.

(c) For SS and turbidity, non-compliance of the water quality limits occurs when monitoring result is higher than the limits.

(d) For SS at SWI1, the Action and Limit Level were set according the approved EM&A Manual based on the assessment criteria of the WSD salt water intake.

RECOMMENDATIONS

5.03 The baseline air quality and noise monitoring was conducted during dry season (November to March) while baseline marine water quality was conducted during typical wet season (April to October) in Hong Kong. It is important to note that influence of seasonal changes should be taken into account when interpreting monitoring data obtained.

5.04 In addition, since some of the designated air and noise monitoring locations located near the interim alternative air and noise monitoring locations are still under construction, the baseline air quality and noise monitoring conducted may be influenced by the construction work carried out nearby.

5.05 Review of the baseline conditions may need to be conducted regularly, in particular during seasonal changes. If the changes in baseline conditions are evident, the environmental performance criteria should be re-established by agreement of the ER and IEC and submitted for EPD endorsement.

Appendix A

Project Site Layout Plan

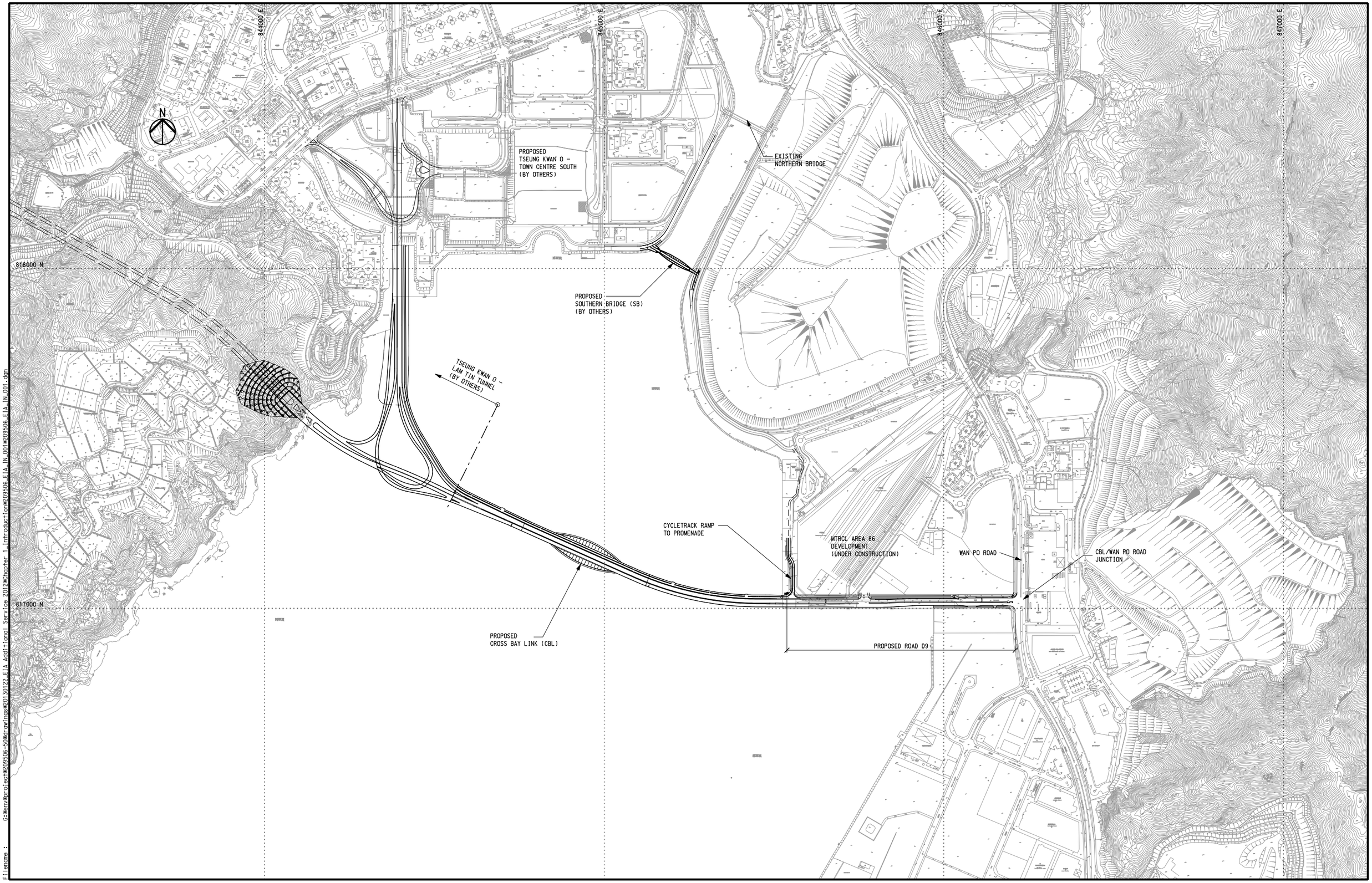

Printed by : HKGTRA014 1/25/2013
Filename : G:\env\project\209506-50\drawings\20130122_EIA Additional Service 2012\Chapter 1_Introduction\209506_EIA_IN_001#209506_EIA_IN_001.dgn

CEDD 土木工程拓展署 Civil Engineering and Development Department	ARUP Ove Arup & Partners Hong Kong Limited	Job Title: **Agreement No. CE 43/2008(HY) Cross Bay Link, Tseung Kwan O – Investigation**	Drawing Title: GENERAL LAYOUT PLAN	Drawn: GL; Date: 01/13; Checked: JP; Approved: ST; Scale: 1:5000 on A1 & 1:10000 on A3	Drawing No.: 209506/EIA/IN/001; Status: FINAL; Rev.: B

Rev.	Description	Date
B	SECOND ISSUE	01/13
A	FIRST ISSUE	07/11

Appendix B

Designated Monitoring Locations and Alternative Air Noise Monitoring Location

AUES

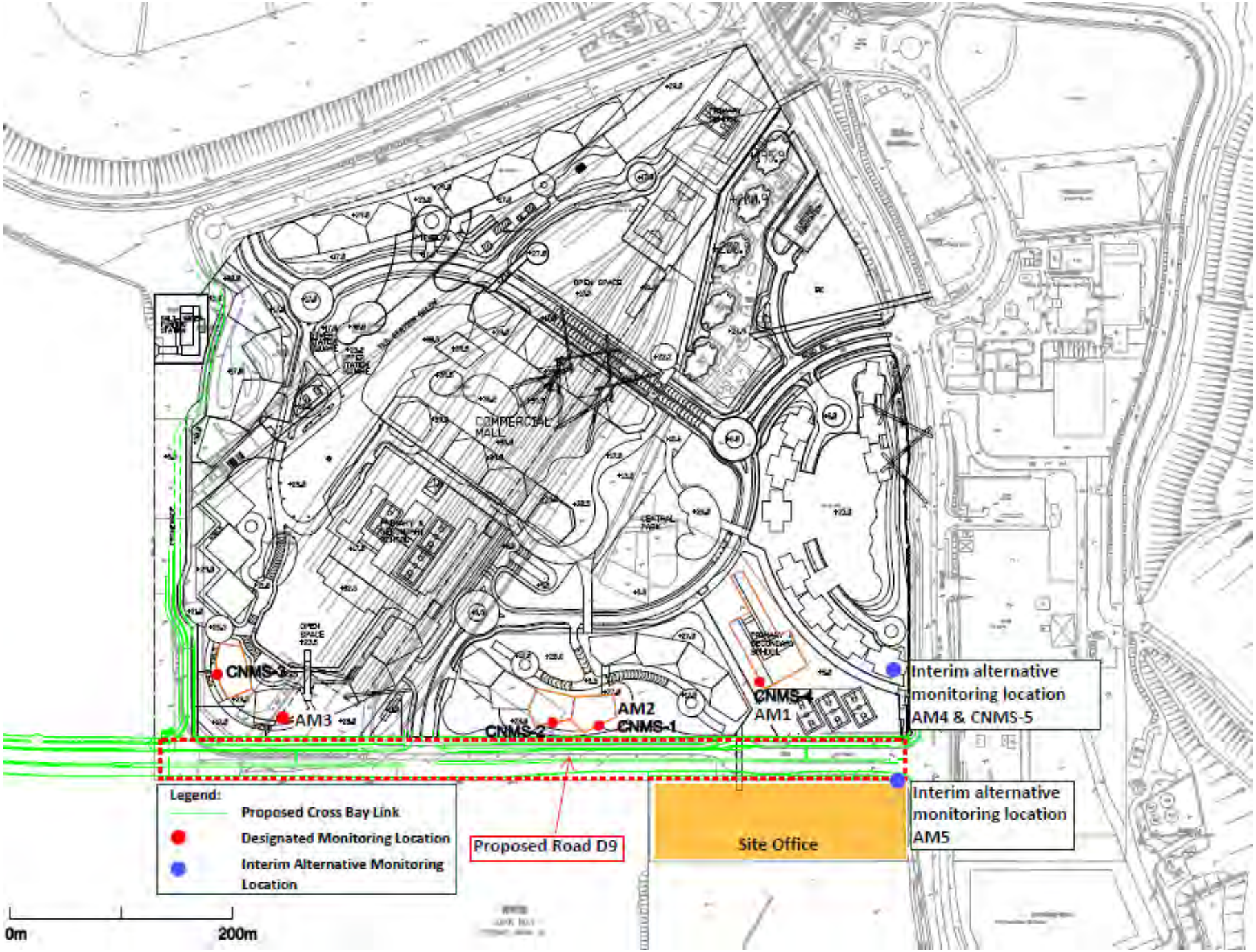
COMMERCIAL MALL
CNMS-3
AM3
CNMS-2
AM2
CNMS-1
CNMS-4
AM1
Interim alternative monitoring location AM4 & CNMS-5
Interim alternative monitoring location AM5
Proposed Road D9
Site Office
Legend:
Proposed Cross Bay Link
Designated Monitoring Location
Interim Alternative Monitoring Location
0m
200m

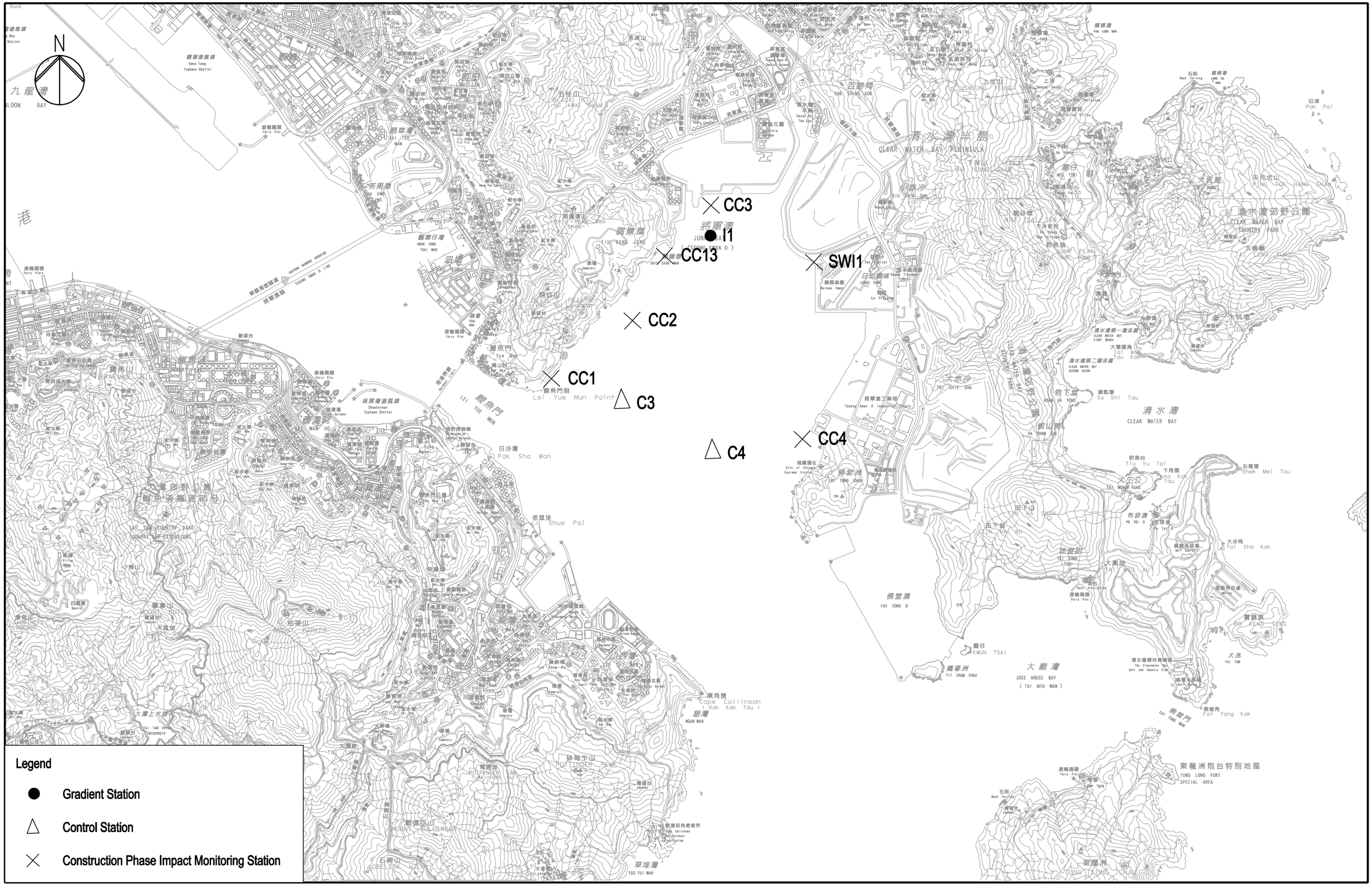

土木工程拓展署 Civil Engineering and Development Department	ARUP Ove Arup & Partners Hong Kong Limited	Job Title: **Agreement No. CE 43/2008(HY) Cross Bay Link, Tseung Kwan O - Investigation**	Drawing Title: Locations of Water Quality Monitoring Stations	Drawn: GL	Date: 03/13
				Checked: JP	Approved: ST
				Scale: 1:30000 (A3)	Drawing No.: 209506/EMA/WQ/001
				Status: FINAL	Rev.: C

Rev.	Description	Date
C	THIRD ISSUE	03/13
B	SECOND ISSUE	01/13
A	FIRST ISSUE	03/11

Appendix C

Calibration Certificates of Equipment and the Accreditation Laboratory Certificate

Hong Kong Accreditation Service
香港認可處

Certificate of Accreditation
認可證書

This is to certify that
特此證明

ALS TECHNICHEM (HK) PTY LIMITED

11/F., Chung Shun Knitting Centre, 1-3 Wing Yip Street, Kwai Chung, New Territories, Hong Kong
香港新界葵涌永業街1-3號忠信針織中心11樓

has been accepted by the HKAS Executive, on the recommendation of the Accreditation Advisory Board, as a
為香港認可處執行機關根據認可諮詢委員會建議而接受的

HOKLAS Accredited Laboratory
「香港實驗所認可計劃」認可實驗所

This laboratory meets the requirements of ISO / IEC 17025 : 2005 – General requirements for the competence
此實驗所符合ISO / IEC 17025 : 2005 –《測試及校正實驗所能力的通用規定》所訂的要求，
of testing and calibration laboratories and it has been accredited for performing specific tests or calibrations as
獲認可進行載於香港實驗所認可計劃《認可實驗所名冊》內下述測試類別中的指定
listed in the HOKLAS Directory of Accredited Laboratories within the test category of
測試或校正工作

Environmental Testing
環境測試

This laboratory is accredited in accordance with the recognised International Standard ISO / IEC 17025 : 2005.
本實驗所乃根據公認的國際標準 ISO / IEC 17025 : 2005 獲得認可。
This accreditation demonstrates technical competence for a defined scope and the operation of a laboratory
這項認可資格演示在指定範疇所需的技術能力及實驗所質量管理體系的運作
quality management system (see joint IAF-ILAC-ISO Communiqué).
(見國際認可論壇、國際實驗所認可合作組織及國際標準化組織的聯合公報)。

The common seal of the Hong Kong Accreditation Service is affixed hereto by the authority of the HKAS Executive
香港認可處根據認可處執行機關的權限在此蓋上通用印章

CHAN Sing Sing, Terence, Executive Administrator
執行幹事 陳成城
Issue Date : 5 May 2009
簽發日期：二零零九年五月五日

Registration Number : HOKLAS 066
註冊號碼：

Date of First Registration : 15 September 1995
首次註冊日期：一九九五年九月十五日

TISCH Environmental

RECALIBRATION DUE DATE:
February 13, 2019

Certificate of Calibration

Calibration Certification Information				
Cal. Date:	February 13, 2018	**Rootsmeter S/N:** 438320	**Ta:** 293	°K
Operator:	Jim Tisch		**Pa:** 763.3	mm Hg
Calibration Model #:	TE-5025A	**Calibrator S/N:** **1612**		

Run	Vol. Init (m3)	Vol. Final (m3)	ΔVol. (m3)	ΔTime (min)	ΔP (mm Hg)	ΔH (in H2O)
1	1	2	1	1.3970	3.2	2.00
2	3	4	1	1.0000	6.3	4.00
3	5	6	1	0.8900	7.9	5.00
4	7	8	1	0.8440	8.7	5.50
5	9	10	1	0.7010	12.6	8.00

Data Tabulation

Vstd (m3)	Qstd (x-axis)	$\sqrt{\Delta H\left(\frac{Pa}{Pstd}\right)\left(\frac{Tstd}{Ta}\right)}$ (y-axis)	Va	Qa (x-axis)	$\sqrt{\Delta H\left(Ta/Pa\right)}$ (y-axis)
1.0172	0.7281	1.4293	0.9958	0.7128	0.8762
1.0130	1.0130	2.0213	0.9917	0.9917	1.2392
1.0109	1.1358	2.2599	0.9896	1.1120	1.3854
1.0098	1.1964	2.3702	0.9886	1.1713	1.4530
1.0046	1.4331	2.8586	0.9835	1.4030	1.7524
QSTD	**m=**	**2.02017**	**QA**	**m=**	**1.26500**
	b=	**-0.03691**		**b=**	**-0.02263**
	r=	**0.99988**		**r=**	**0.99988**

Calculations

Vstd=	ΔVol((Pa-ΔP)/Pstd)(Tstd/Ta)	**Va=**	ΔVol((Pa-ΔP)/Pa)
Qstd=	Vstd/ΔTime	**Qa=**	Va/ΔTime

For subsequent flow rate calculations:

Qstd= $1/m\left(\left(\sqrt{\Delta H\left(\frac{Pa}{Pstd}\right)\left(\frac{Tstd}{Ta}\right)}\right)-b\right)$

Qa= $1/m\left(\left(\sqrt{\Delta H\left(Ta/Pa\right)}\right)-b\right)$

Standard Conditions	
Tstd:	298.15 °K
Pstd:	760 mm Hg
Key	
ΔH: calibrator manometer reading (in H2O)	
ΔP: rootsmeter manometer reading (mm Hg)	
Ta: actual absolute temperature (°K)	
Pa: actual barometric pressure (mm Hg)	
b: intercept	
m: slope	

RECALIBRATION

US EPA recommends annual recalibration per 1998 40 Code of Federal Regulations Part 50 to 51, Appendix B to Part 50, Reference Method for the Determination of Suspended Particulate Matter in the Atmosphere, 9.2.17, page 30

Tisch Environmental, Inc.
145 South Miami Avenue
Village of Cleves, OH 45002

www.tisch-env.cor
TOLL FREE: (877)263-761(
FAX: (513)467-900

TSP SAMPLER CALIBRATION CALCULATION SPREADSHEET

Location : Junction of Wan Po Road and Wan O Road Date of Calibration: 29-Oct-18
Location ID : AM5 Next Calibration Date: 29-Dec-18
Name and Model: TISCH HVS Model TE-5170 Technician: Ho

CONDITIONS

Sea Level Pressure (hPa)	1015.1	Corrected Pressure (mm Hg)	761.325
Temperature (ºC)	25.2	Temperature (K)	298

CALIBRATION ORIFICE

Make->	TISCH	Qstd Slope ->	2.02017
Model->	5025A	Qstd Intercept ->	-0.03691
Serial # ->	1612		

CALIBRATION

Plate No.	H20 (L) (in)	H2O (R) (in)	H20 (in)	Qstd (m3/min)	I (chart)	IC corrected
18	4.50	4.50	9.0	1.504	60	60.01
13	3.30	3.30	6.6	1.291	56	56.01
10	2.60	2.60	5.2	1.148	52	52.01
7	1.50	1.50	3.0	0.876	42	42.01
5	1.30	1.30	2.6	0.817	40	40.01

LINEAR REGRESSION

Slope = 30.1480
Intercept = 16.0309
Corr. coeff. = 0.9909

Calculations :

Qstd = 1/m[Sqrt(H20(Pa/Pstd)(Tstd/Ta))-b]
IC = I[Sqrt(Pa/Pstd)(Tstd/Ta)]

Qstd = standard flow rate
IC = corrected chart respones
I = actual chart response
m = calibrator Qstd slope
b = calibrator Qstd intercept
Ta = actual temperature during calibration (deg K
Pstd = actual pressure during calibration (mm Hg

For subsequent calculation of sampler flow:

1/m((I)[Sqrt(298/Tav)(Pav/760)]-b)

m = sampler slope
b = sampler intercept
I = chart response
Tav = daily average temperature
Pav = daily average pressure

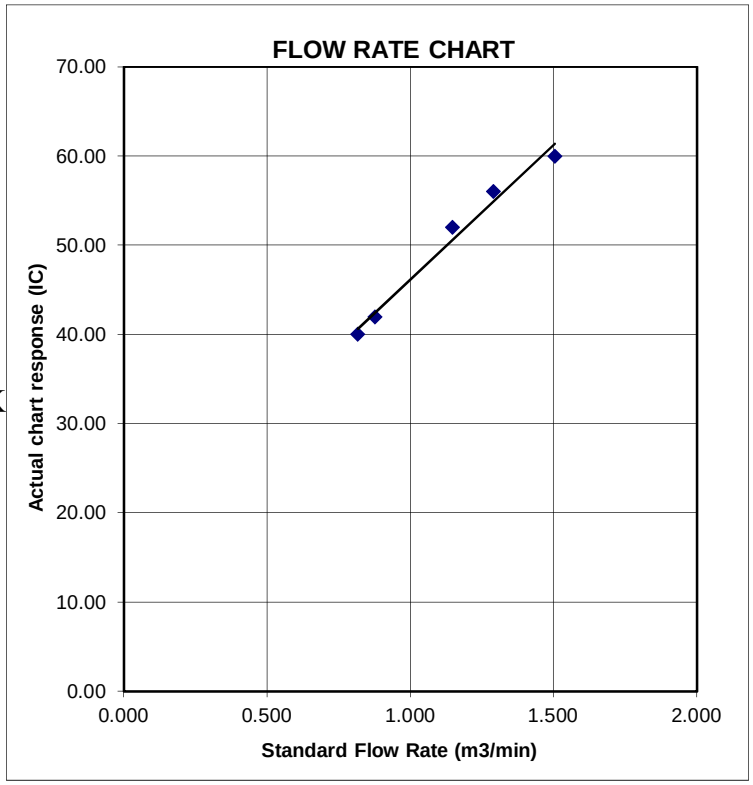

ALS Technichem (HK) Pty Ltd

ALS Laboratory Group

ANALYTICAL CHEMISTRY & TESTING SERVICES

SUB-CONTRACTING REPORT

CONTACT	: MR BEN TAM	WORK ORDER	: **HK1825888**
CLIENT	: ACTION UNITED ENVIRONMENT SERVICES AND CONSULTING		
ADDRESS	: RM A 20/F., GOLD KING IND BLDG, NO. 35-41 TAI LIN PAI ROAD, KWAI CHUNG, N.T. HONG KONG	SUB-BATCH	: 1
		DATE RECEIVED	: 12-APR-2018
		DATE OF ISSUE	: 19-APR-2018
PROJECT	: ----	NO. OF SAMPLES	: 1
		CLIENT ORDER	: ----

General Comments

- Sample(s) were received in ambient condition.
- Sample(s) analysed and reported on an as received basis.
- Calibration was subcontracted to and analysed by Action United Enviro Services.

Signatories

This document has been signed by those names that appear on this report and are the authorised signatories

Signatories	*Position*
P.P Richard Fung	General Manager

This is the Final Report and supersedes any preliminary report with this batch number.

Results apply to sample(s) as submitted. All pages of this report have been checked and approved for release.

ALS Technichem (HK) Pty Ltd
Part of the ALS Laboratory Group
11/F. Chung Shun Knitting Centre 1 - 3 Wing Yip Street Kwai Chung N.T. Hong Kong
Tel. +852 2610 1044 Fax. +852 2610 2021 www.alsglobal.com

WORK ORDER : HK1825888
SUB-BATCH : 1
CLIENT : ACTION UNITED ENVIRONMENT SERVICES AND CONSULTING
PROJECT : ----

ALS Lab ID	Client's Sample ID	Sample Type	Sample Date	External Lab Report No.
HK1825888-001	S/N: 3Y6501	Equipments	12-Apr-2018	S/N: 3Y6501

Equipment Verification Report (TSP)

Equipment Calibrated:

Type:	Laser Dust monitor
Manufacturer:	Sibata LD-3B
Serial No.	3Y6501
Equipment Ref:	EQ111
Job Order	HK1825888

Standard Equipment:

Standard Equipment:	Higher Volume Sampler
Location & Location ID:	AUES office (calibration room)
Equipment Ref:	HVS 018
Last Calibration Date:	27 February 2018

Equipment Verification Results:

Calibration Date: 12 & 13 March 2018

Hour	Time	Mean Temp °C	Mean Pressure (hPa)	Concentration in mg/m³ (Standard Equipment)	Total Count (Calibrated Equipment)	Count/Minute (Total Count/60min)
2hr07min	9:50 ~ 11:57	19.6	1019.0	0.073	4211	33.3
2hr14min	12:05 ~ 14:19	19.6	1019.0	0.075	4313	32.1
2hr17min	9:50 ~ 12:07	20.9	1016.7	0.075	4771	34.7

Sensitivity Adjustment Scale Setting (Before Calibration) 657 (CPM)

Sensitivity Adjustment Scale Setting (After Calibration) 656 (CPM)

Linear Regression of Y or X

Slope (K-factor): 0.0022

Correlation Coefficient (R) 0.9979

Date of Issue 15 March 2018

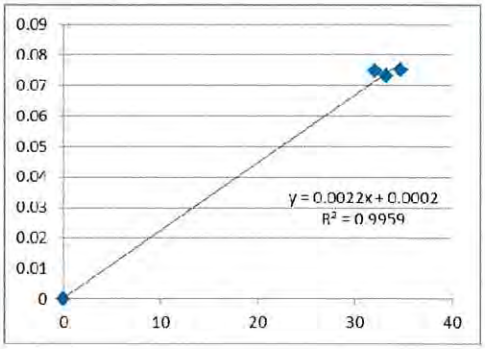

Remarks:

1. **Strong** Correlation (R>0.8)
2. Factor 0.0022 should be apply for TSP monitoring

*If R<0.5, repair or re-verification is required for the equipment

Operator : Martin Li Signature : Date : 15 March 2018

QC Reviewer : Ben Tam Signature : Date : 15 March 2018

TSP SAMPLER CALIBRATION CALCULATION SPREADSHEET

Location :	Gold King Industrial Building, Kwai Chung	Date of Calibration:	27-Feb-18
Location ID :	Calibration Room	Next Calibration Date:	27-May-18

CONDITIONS

Sea Level Pressure (hPa)	1017.3	Corrected Pressure (mm Hg)	762.975
Temperature (°C)	19.1	Temperature (K)	292

CALIBRATION ORIFICE

Make->	TISCH	Qstd Slope ->	2.11965
Model->	5025A	Qstd Intercept ->	-0.02696
Calibration Date->	28-Feb-17	Expiry Date->	28-Feb-18

CALIBRATION

Plate No.	H20 (L) (in)	H2O (R) (in)	H20 (in)	Qstd (m3/min)	I (chart)	IC corrected	LINEAR REGRESSION
18	6.2	6.2	12.4	1.694	52	52.63	Slope = 39.8525
13	5.1	5.1	10.2	1.538	46	46.55	Intercept = -14.3322
10	3.9	3.9	7.8	1.346	40	40.48	Corr. coeff. = 0.9974
8	2.6	2.6	5.2	1.101	30	30.36	
5	1.7	1.7	3.4	0.893	20	20.24	

Calculations :

Qstd = 1/m[Sqrt(H20(Pa/Pstd)(Tstd/Ta))-b]
IC = I[Sqrt(Pa/Pstd)(Tstd/Ta)]

Qstd = standard flow rate
IC = corrected chart respones
I = actual chart response
m = calibrator Qstd slope
b = calibrator Qstd intercept
Ta = actual temperature during calibration (deg K)
Pstd = actual pressure during calibration (mm Hg)

For subsequent calculation of sampler flow:

1/m((I)[Sqrt(298/Tav)(Pav/760)]-b)

m = sampler slope
b = sampler intercept
I = chart response
Tav = daily average temperature
Pav = daily average pressure

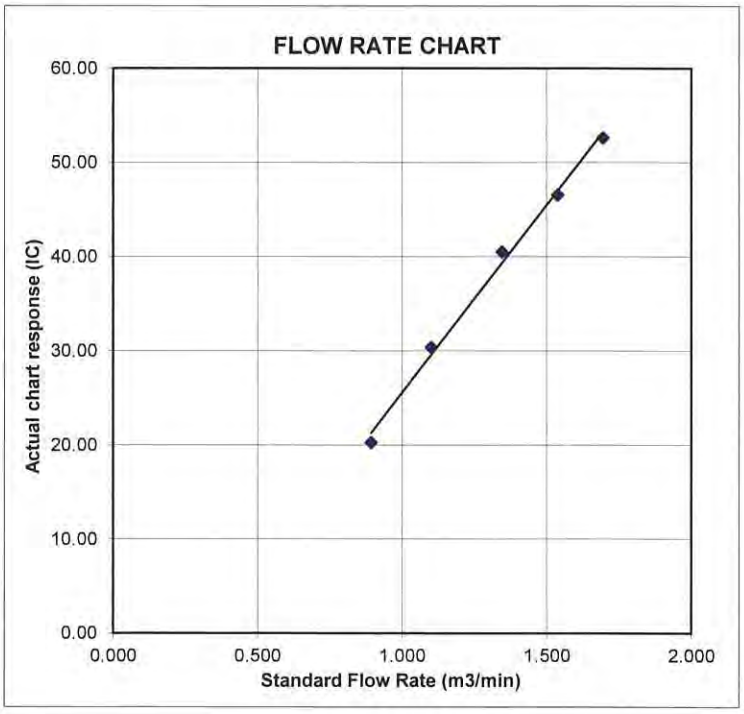

輝創工程有限公司
Sun Creation Engineering Limited
Calibration & Testing Laboratory

Certificate of Calibration
校正證書

Certificate No. : C183086
證書編號

ITEM TESTED / 送檢項目 (Job No. / 序引編號 : IC18-0867) Date of Receipt / 收件日期 : 29 May 2018

Description / 儀器名稱 : Integrating Sound Level Meter (EQ009)
Manufacturer / 製造商 : Brüel & Kjær
Model No. / 型號 : 2238
Serial No. / 編號 : 2285722
Supplied By / 委託者 : Action-United Environmental Services and Consulting
Unit A, 20/F., Gold King Industrial Building,
35-41 Tai Lin Pai Road, Kwai Chung, N.T.

TEST CONDITIONS / 測試條件

Temperature / 溫度 : (23 ± 2)°C Relative Humidity / 相對濕度 : (50 ± 25)%
Line Voltage / 電壓 : ---

TEST SPECIFICATIONS / 測試規範

Calibration check

DATE OF TEST / 測試日期 : 10 June 2018

TEST RESULTS / 測試結果

The results apply to the particular unit-under-test only.
The results do not exceed manufacturer's specification.
The results are detailed in the subsequent page(s).

The test equipment used for calibration are traceable to National Standards via :
- The Government of The Hong Kong Special Administrative Region Standard & Calibration Laboratory
- Agilent Technologies / Keysight Technologies
- Rohde & Schwarz Laboratory, Germany
- Fluke Everett Service Center, USA

Tested By 測試 : K C Lee
Engineer

Certified By 核證 : H C Chan
Engineer

Date of Issue 簽發日期 : 11 June 2018

The test equipment used for calibration are traceable to the Nation Standards as specified in this certificate. This certificate shall not be reproduced except in full, without the prior written approval of this laboratory.
本證書所載校正用之測試器材均可溯源至國際標準。局部複印本證書需先獲本實驗所書面批准。

Sun Creation Engineering Limited – Calibration & Testing Laboratory
c/o 4/F, 1 Hing On Lane, Tuen Mun, New Territories, Hong Kong
輝創工程有限公司 — 校正及檢測實驗所
c/o 香港新界屯門興安里一號四樓
Tel/電話: (852) 2927 2606 Fax/傳真: (852) 2744 8986 E-mail/電郵: callab@suncreation.com Website/網址: www.suncreation.com

Certificate of Calibration
校正證書

Certificate No. : C183086
證書編號

1. The unit-under-test (UUT) was allowed to stabilize in the laboratory for over 12 hours, and switched on to warm up for over 10 minutes before the commencement of the test.

2. Self-calibration using laboratory acoustic calibrator was performed before the test from 6.1.1.2 to 6.4.

3. The results presented are the mean of 3 measurements at each calibration point.

4. Test equipment :

Equipment ID	Description	Certificate No.
CL280	40 MHz Arbitrary Waveform Generator	C180024
CL281	Multifunction Acoustic Calibrator	PA160023

5. Test procedure : MA101N.

6. Results :

6.1 Sound Pressure Level

6.1.1 Reference Sound Pressure Level

6.1.1.1 Before Self-calibration

UUT Setting				Applied Value		UUT Reading (dB)
Range (dB)	Parameter	Frequency Weighting	Time Weighting	Level (dB)	Freq. (kHz)	
50 - 130	L_{AFP}	A	F	94.00	1	94.1

6.1.1.2 After Self-calibration

UUT Setting				Applied Value		UUT Reading (dB)	IEC 60651 Type 1 Spec. (dB)
Range (dB)	Parameter	Frequency Weighting	Time Weighting	Level (dB)	Freq. (kHz)		
50 - 130	L_{AFP}	A	F	94.00	1	94.0	± 0.7

6.1.2 Linearity

UUT Setting				Applied Value		UUT Reading (dB)
Range (dB)	Parameter	Frequency Weighting	Time Weighting	Level (dB)	Freq. (kHz)	
50 - 130	L_{AFP}	A	F	94.00	1	94.0 (Ref.)
				104.00		104.0
				114.00		114.0

IEC 60651 Type 1 Spec. : ± 0.4 dB per 10 dB step and ± 0.7 dB for overall different.

The test equipment used for calibration are traceable to the Nation Standards as specified in this certificate. This certificate shall not be reproduced except in full, without the prior written approval of this laboratory.
本證書所載校正用之測試器材均可溯源至國際標準。局部複印本證書需先獲本實驗所書面批准。

Sun Creation Engineering Limited – Calibration & Testing Laboratory
c/o 4/F, 1 Hing On Lane, Tuen Mun, New Territories, Hong Kong
輝創工程有限公司 — 校正及檢測實驗所
c/o 香港新界屯門興安里一號四樓
Tel/電話: (852) 2927 2606 Fax/傳真: (852) 2744 8986 E-mail/電郵: callab@suncreation.com Website/網址: www.suncreation.com

Certificate of Calibration
校正證書

Certificate No. : C183086
證書編號

6.2 Time Weighting

6.2.1 Continuous Signal

UUT Setting				Applied Value		UUT Reading (dB)	IEC 60651 Type 1 Spec. (dB)
Range (dB)	Parameter	Frequency Weighting	Time Weighting	Level (dB)	Freq. (kHz)		
50 - 130	L_{AFP}	A	F	94.00	1	94.0	Ref.
	L_{ASP}		S			94.1	± 0.1
	L_{AIP}		I			94.1	± 0.1

6.2.2 Tone Burst Signal (2 kHz)

UUT Setting				Applied Value		UUT Reading (dB)	IEC 60651 Type 1 Spec. (dB)
Range (dB)	Parameter	Frequency Weighting	Time Weighting	Level (dB)	Burst Duration		
30 - 110	L_{AFP}	A	F	106.0	Continuous	106.0	Ref.
	L_{AFMax}				200 ms	104.9	-1.0 ± 1.0
	L_{ASP}		S		Continuous	106.0	Ref.
	L_{ASMax}				500 ms	102.0	-4.1 ± 1.0

6.3 Frequency Weighting

6.3.1 A-Weighting

UUT Setting				Applied Value		UUT Reading (dB)	IEC 60651 Type 1 Spec. (dB)
Range (dB)	Parameter	Frequency Weighting	Time Weighting	Level (dB)	Freq.		
50 - 130	L_{AFP}	A	F	94.00	31.5 Hz	54.5	-39.4 ± 1.5
					63 Hz	67.8	-26.2 ± 1.5
					125 Hz	77.8	-16.1 ± 1.0
					250 Hz	85.3	-8.6 ± 1.0
					500 Hz	90.8	-3.2 ± 1.0
					1 kHz	94.0	Ref.
					2 kHz	95.2	+1.2 ± 1.0
					4 kHz	95.0	+1.0 ± 1.0
					8 kHz	92.8	-1.1 (+1.5 ; -3.0)
					12.5 kHz	89.7	-4.3 (+3.0 ; -6.0)

The test equipment used for calibration are traceable to the Nation Standards as specified in this certificate. This certificate shall not be reproduced except in full, without the prior written approval of this laboratory.
本證書所載校正用之測試器材均可溯源至國際標準。局部複印本證書需先獲本實驗所書面批准。

Sun Creation Engineering Limited – Calibration & Testing Laboratory
c/o 4/F, 1 Hing On Lane, Tuen Mun, New Territories, Hong Kong
輝創工程有限公司 — 校正及檢測實驗所
c/o 香港新界屯門興安里一號四樓
Tel/電話: (852) 2927 2606 Fax/傳真: (852) 2744 8986 E-mail/電郵: callab@suncreation.com Website/網址: www.suncreation.com

Certificate of Calibration
校正證書

Certificate No. : C183086
證書編號

6.3.2 C-Weighting

UUT Setting				Applied Value		UUT Reading (dB)	IEC 60651 Type 1 Spec. (dB)
Range (dB)	Parameter	Frequency Weighting	Time Weighting	Level (dB)	Freq.		
50 - 130	L_{CFP}	C	F	94.00	31.5 Hz	90.9	-3.0 ± 1.5
					63 Hz	93.1	-0.8 ± 1.5
					125 Hz	93.8	-0.2 ± 1.0
					250 Hz	94.0	0.0 ± 1.0
					500 Hz	94.0	0.0 ± 1.0
					1 kHz	94.0	Ref.
					2 kHz	93.8	-0.2 ± 1.0
					4 kHz	93.1	-0.8 ± 1.0
					8 kHz	90.9	-3.0 (+1.5 ; -3.0)
					12.5 kHz	87.7	-6.2 (+3.0 ; -6.0)

6.4 Time Averaging

UUT Setting				Applied Value					UUT Reading (dB)	IEC 60804 Type 1 Spec. (dB)
Range (dB)	Parameter	Frequency Weighting	Integrating Time	Frequency (kHz)	Burst Duration (ms)	Burst Duty Factor	Burst Level (dB)	Equivalent Level (dB)		
30 - 110	L_{Aeq}	A	10 sec.	4	1	1/10	110.0	100	99.9	± 0.5
						$1/10^2$		90	90.0	± 0.5
			60 sec.			$1/10^3$		80	79.0	± 1.0
			5 min.			$1/10^4$		70	69.1	± 1.0

Remarks : - UUT Microphone Model No. : 4188 & S/N : 2658547

- Mfr's Spec. : IEC 60651 Type 1 & IEC 60804 Type 1

- Uncertainties of Applied Value :

94 dB	: 31.5 Hz - 125 Hz	: ± 0.35 dB
	250 Hz - 500 Hz	: ± 0.30 dB
	1 kHz	: ± 0.20 dB
	2 kHz - 4 kHz	: ± 0.35 dB
	8 kHz	: ± 0.45 dB
	12.5 kHz	: ± 0.70 dB
104 dB	: 1 kHz	: ± 0.10 dB (Ref. 94 dB)
114 dB	: 1 kHz	: ± 0.10 dB (Ref. 94 dB)
Burst equivalent level		: ± 0.2 dB (Ref. 110 dB continuous sound level)

- The uncertainties are for a confidence probability of not less than 95 %.

Note :
Only the original copy or the laboratory's certified true copy is valid.

The values given in this Certificate only relate to the values measured at the time of the test and any uncertainties quoted will not include allowance for the equipment long term drift, variations with environment changes, vibration and shock during transportation, overloading, mis-handling, or the capability of any other laboratory to repeat the measurement. Sun Creation Engineering Limited shall not be liable for any loss or damage resulting from the use of the equipment.

The test equipment used for calibration are traceable to the Nation Standards as specified in this certificate. This certificate shall not be reproduced except in full, without the prior written approval of this laboratory.
本證書所載校正用之測試器材均可溯源至國際標準。局部複印本證書需先獲本實驗所書面批准。

Sun Creation Engineering Limited – Calibration & Testing Laboratory
c/o 4/F, 1 Hing On Lane, Tuen Mun, New Territories, Hong Kong
輝創工程有限公司 — 校正及檢測實驗所
c/o 香港新界屯門興安里一號四樓
Tel/電話: (852) 2927 2606 Fax/傳真: (852) 2744 8986 E-mail/電郵: callab@suncreation.com Website/網址: www.suncreation.com

輝創工程有限公司
Sun Creation Engineering Limited
Calibration & Testing Laboratory

Certificate of Calibration
校正證書

Certificate No. : C182470
證書編號

ITEM TESTED / 送檢項目 (Job No. / 序引編號 : IC18-0867) Date of Receipt / 收件日期 : 26 April 2018

Description / 儀器名稱 : Acoustical Calibrator (EQ082)
Manufacturer / 製造商 : Brüel & Kjær
Model No. / 型號 : 4231
Serial No. / 編號 : 2713428
Supplied By / 委託者 : Action-United Environmental Services and Consulting
Unit A, 20/F., Gold King Industrial Building,
35-41 Tai Lin Pai Road, Kwai Chung, N.T.

TEST CONDITIONS / 測試條件

Temperature / 溫度 : (23 ± 2)°C Relative Humidity / 相對濕度 : (50 ± 25)%
Line Voltage / 電壓 : ---

TEST SPECIFICATIONS / 測試規範

Calibration check

DATE OF TEST / 測試日期 : 12 May 2018

TEST RESULTS / 測試結果

The results apply to the particular unit-under-test only.
The results do not exceed manufacturer's specification.
The results are detailed in the subsequent page(s).

The test equipment used for calibration are traceable to National Standards via :
- The Government of The Hong Kong Special Administrative Region Standard & Calibration Laboratory
- Agilent Technologies / Keysight Technologies
- Rohde & Schwarz Laboratory, Germany
- Fluke Everett Service Center, USA

Tested By 測試 : H T Wong
Technical Officer

Certified By 核證 : K C Lee
Engineer

Date of Issue 簽發日期 : 15 May 2018

The test equipment used for calibration are traceable to the Nation Standards as specified in this certificate. This certificate shall not be reproduced except in full, without the prior written approval of this laboratory.
本證書所載校正用之測試器材均可溯源至國際標準。局部複印本證書需先獲本實驗所書面批准。

Sun Creation Engineering Limited – Calibration & Testing Laboratory
c/o 4/F, 1 Hing On Lane, Tuen Mun, New Territories, Hong Kong
輝創工程有限公司 — 校正及檢測實驗所
c/o 香港新界屯門興安里一號四樓
Tel/電話: (852) 2927 2606 Fax/傳真: (852) 2744 8986 E-mail/電郵: callab@suncreation.com Website/網址: www.suncreation.com

Certificate of Calibration
校正證書

Certificate No. : C182470
證書編號

1. The unit-under-test (UUT) was allowed to stabilize in the laboratory for over 12 hours before the commencement of the test.

2. The results presented are the mean of 3 measurements at each calibration point.

3. Test equipment :

Equipment ID	Description	Certificate No.
CL130	Universal Counter	C173864
CL281	Multifunction Acoustic Calibrator	PA160023
TST150A	Measuring Amplifier	C181288

4. Test procedure : MA100N.

5. Results :

5.1 Sound Level Accuracy

UUT Nominal Value	Measured Value (dB)	Mfr's Spec. (dB)	Uncertainty of Measured Value (dB)
94 dB, 1 kHz	94.0	± 0.2	± 0.2
114 dB, 1 kHz	114.1		

5.2 Frequency Accuracy

UUT Nominal Value (kHz)	Measured Value (kHz)	Mfr's Spec.	Uncertainty of Measured Value (Hz)
1	1.000 0	1 kHz ± 0.1 %	± 0.1

Remark : The uncertainties are for a confidence probability of not less than 95 %.

Note :
Only the original copy or the laboratory's certified true copy is valid.

The values given in this Certificate only relate to the values measured at the time of the test and any uncertainties quoted will not include allowance for the equipment long term drift, variations with environment changes, vibration and shock during transportation, overloading, mis-handling, or the capability of any other laboratory to repeat the measurement. Sun Creation Engineering Limited shall not be liable for any loss or damage resulting from the use of the equipment.

The test equipment used for calibration are traceable to the Nation Standards as specified in this certificate. This certificate shall not be reproduced except in full, without the prior written approval of this laboratory.
本證書所載校正用之測試器材均可溯源至國際標準。局部複印本證書需先獲本實驗所書面批准。

Sun Creation Engineering Limited – Calibration & Testing Laboratory
c/o 4/F, 1 Hing On Lane, Tuen Mun, New Territories, Hong Kong
輝創工程有限公司 — 校正及檢測實驗所
c/o 香港新界屯門興安里一號四樓
Tel/電話: (852) 2927 2606 Fax/傳真: (852) 2744 8986 E-mail/電郵: callab@suncreation.com Website/網址: www.suncreation.com

ALS Technichem (HK) Pty Ltd
11/F, Chung Shun Knitting Centre
1-3 Wing Yip Street, Kwai Chung
N.T., Hong Kong
T: +852 2610 1044 | F: +852 2610 2021

REPORT OF EQUIPMENT PERFORMANCE CHECK/CALIBRATION

CONTACT:	MR BEN TAM	WORK ORDER:	HK1845013
CLIENT:	ACTION UNITED ENVIRONMENT SERVICES AND CONSULTING		
ADDRESS:	RM A 20/F., GOLD KING IND BLDG, NO. 35-41 TAI LIN PAI ROAD, KWAI CHUNG, N.T., HONG KONG.	SUB-BATCH:	0
		LABORATORY:	HONG KONG
		DATE RECEIVED:	17-Aug-2018
		DATE OF ISSUE:	07-Sep-2018

COMMENTS

The performance of the equipment stated in this report is checked with independent reference material and results compared against a calibrated secondary source.

The "Tolerance Limit" quoted is the acceptance criteria applicable for similar equipment used by the ALS Hong Kong laboratory or quoted from relevant international standards.

The "Next Calibration Date" is recommended according to best practice principle as practised by the ALS Hong Kong laboratory or quoted from relevant international standards.

Scope of Test:	Conductivity, Dissolved Oxygen, pH Value, Turbitidy, Salinity and Temperature
Equipment Type:	Multifunctional Meter
Brand Name:	YSI
Model No.:	Professional DSS
Serial No.:	17B102764/17B100758
Equipment No.:	EQW019
Date of Calibration:	22 August, 2018

NOTES

This is the Final Report and supersedes any preliminary report with this batch number.

Results apply to sample(s) as submitted. All pages of this report have been checked and approved for release.

Mr Chan Siu Ming, Vico
Manager - Inorganic

This report may not be reproduced except with prior written approval from ALS Technichem (HK) Pty Ltd.

REPORT OF EQUIPMENT PERFORMANCE CHECK/CALIBRATION

WORK ORDER: HK1845013

SUB-BATCH: 0
DATE OF ISSUE: 07-Sep-2018
CLIENT: ACTION UNITED ENVIRONMENT SERVICES AND CONSULTING

Equipment Type: Multifunctional Meter
Brand Name: YSI
Model No.: Professional DSS
Serial No.: 17B102764/17B100758
Equipment No.: EQW019
Date of Calibration: 22 August, 2018 Date of Next Calibration: 22 November, 2018

PARAMETERS:

Conductivity

Method Ref: APHA (21st edition), 2510B

Expected Reading (µS/cm)	Displayed Reading (µS/cm)	Tolerance (%)
146.9	142.2	-3.2
6667	6205	-6.9
12890	12115	-6.0
58670	54875	-6.5
	Tolerance Limit (%)	±10.0

Dissolved Oxygen

Method Ref: APHA (21st edition), 4500-O: G

Expected Reading (mg/L)	Displayed Reading (mg/L)	Tolerance (mg/L)
3.60	3.48	-0.12
5.98	5.90	-0.08
7.49	7.46	-0.03
	Tolerance Limit (mg/L)	±0.20

pH Value

Method Ref: APHA (21st edition), 4500H:B

Expected Reading (pH unit)	Displayed Reading (pH unit)	Tolerance (pH unit)
4.0	3.99	-0.01
7.0	7.16	+0.16
10.0	9.95	-0.05
	Tolerance Limit (pH unit)	±0.20

Remark: "Displayed Reading" presents the figures shown on item under calibration / checking regardless of equipment precision or significant figures.

Mr Chan Siu Ming, Vico
Manager - Inorganic

REPORT OF EQUIPMENT PERFORMANCE CHECK/CALIBRATION

WORK ORDER: HK1845013

SUB-BATCH: 0
DATE OF ISSUE: 07-Sep-2018
CLIENT: ACTION UNITED ENVIRONMENT SERVICES AND CONSULTING

Equipment Type: Multifunctional Meter
Brand Name: YSI
Model No.: Professional DSS
Serial No.: 17B102764/17B100758
Equipment No.: EQW019
Date of Calibration: 22 August, 2018 Date of Next Calibration: 22 November, 2018

PARAMETERS:

Salinity

Method Ref: APHA (21st edition), 2520B

Expected Reading (ppt)	Displayed Reading (ppt)	Tolerance (%)
0	0.00	--
10	9.51	-4.9
20	18.76	-6.2
30	28.80	-4.0
	Tolerance Limit (%)	±10.0

Temperature

Method Ref: Section 6 of International Accreditation New Zealand Technical Guide No. 3 Second edition March 2008: Working Thermometer Calibration Procedure.

Expected Reading (^{o}C)	Displayed Reading (^{o}C)	Tolerance (^{o}C)
9.5	9.7	+0.2
22.0	22.6	+0.6
40.0	39.1	-0.9
	Tolerance Limit (^{o}C)	±2.0

Remark: "Displayed Reading" presents the figures shown on item under calibration / checking regardless of equipment precision or significant figures.

Mr Chan Siu Ming, Vico
Manager - Inorganic

REPORT OF EQUIPMENT PERFORMANCE CHECK/CALIBRATION

WORK ORDER: HK1845013

SUB-BATCH: 0
DATE OF ISSUE: 07-Sep-2018
CLIENT: ACTION UNITED ENVIRONMENT SERVICES AND CONSULTING

Equipment Type: Multifunctional Meter
Brand Name: YSI
Model No.: Professional DSS
Serial No.: 17B102764/17B100758
Equipment No.: EQW019
Date of Calibration: 30 August, 2018 Date of Next Calibration: 30 November, 2018

PARAMETERS:
Turbidity Method Ref: APHA (21st edition), 2130B

Expected Reading (NTU)	Displayed Reading (NTU)	Tolerance (%)
0	2.14	--
40	40.83	+2.1
80	82.13	+2.7
400	400.84	+0.2
800	752.45	-5.9
	Tolerance Limit (%)	±10.0

Remark: "Displayed Reading" presents the figures shown on item under calibration / checking regardless of equipment precision or significant figures.

Mr Chan Siu Ming, Vico
Manager - Inorganic

Appendix D

Baseline Monitoring Schedule

Baseline Air Quality and Noise Monitoring Schedule

Date		Noise Monitoring (24 Hours)	Air Quality Monitoring	
			1-Hour TSP	24-Hour TSP
Mon	29-Oct-18	✓	NA	NA
Tue	30-Oct-18	✓	✓	✓
Wed	31-Oct-18	✓	✓	✓
Thu	1-Nov-18	✓	✓	✓
Fri	2-Nov-18	✓	✓	✓
Sat	3-Nov-18	✓	✓	✓
Sun	4-Nov-18	✓	✓	✓
Mon	5-Nov-18	✓	✓	✓
Tue	6-Nov-18	✓	✓	*
Wed	7-Nov-18	✓	✓	✓
Thu	8-Nov-18	✓	✓	✓
Fri	9-Nov-18	✓	✓	✓
Sat	10-Nov-18	✓	✓	✓
Sun	11-Nov-18	✓	✓	✓
Mon	12-Nov-18	✓	✓	✓
Tue	13-Nov-18	✓	NA	✓

*24-hour TSP failure due to power supply issue

✓	Monitoring Day
	Sunday or Public Holiday

Air Quality and Noise Monitoring Location

Environmental Aspect	Monitoring Location	Location
Air Quality	Proposed alternative location AM4 for 1-Hour TSP	Podium of Lohas Park Phase 2A
	Proposed alternative location AM5 for 24-Hour TSP	Boundary of Site Office near Junction of Wan Po Road and Wan O Road
Construction Noise	Proposed alternative location CNMS-5	Podium of Lohas Park Phase 2A

Marine Water Quality Monitoring Schedule

Scheduled Monitoring Day			Tides of Tai Miu Wan		Proposed Sampling Time (#)	
			Mid-Ebb	Mid-Flood	Mid-Ebb	Mid-Flood
1st week	21-Sep-18	Fri	09:52	17:24	08:07 – 11:37	15:39 – 19:09
	24-Sep-18#	Mon	Cancelled			
	26-Sep-18	Wed	13:00	19:17*	11:15 – 14:45	16:30* – 21:02
2nd week	28-Sep-18	Fri	14:11	08:11*	12:26 – 15:56	08:00* – 09:56
	1-Oct-18	Mon	16:22	11:01	14:37 – 18:07	09:16 – 12:46
	4-Oct-18	Thu	07:55*	15:29	08:00* – 09:40	13:44 – 17:14
3rd week	6-Oct-18	Sat	9:57	16:52	08:12 – 11:42	15:07 – 18:37
	8-Oct-18	Mon	11:37	17:59	09:52 – 13:37	16:14 – 19:44
	10-Oct-18	Wed	13:03	19:02*	11:18 – 14:48	16:30* – 20:47
4th week	12-Oct-18	Fri	14:20	08:24*	12:35 – 16:05	08:00* – 10:09
	14-Oct-18	Sun	15:41	10:08	13:56 – 17:26	08:23 – 11:53
	19-Oct-18	Fri	08:16*	16:17	08:00* – 10:01	14:47 – 18:02
5th week	22-Oct-18	Mon	10:37	17:21	08:52 – 12:22	15:36 – 19:06

Remark: The water quality sampling will be undertaken within a three and half hour window of 1.75 hour before and 1.75 hour after mid flood and mid-ebb tides.
(*) Due to safety reason, the sampling time will be started at 08:00 or 16:30
 # Cancelled due to adverse weather condition (Thunderstorm Warning and Amber Rainstorm Warning Signal)

Designated Water Quality Monitoring Location

Designated Station	Description	Co-ordinates	
		East	North
CC1	Coral Sites at Chiu Keng Wan	843201	816416
CC2	Coral Sites at Junk Bay	844076	817091
CC3	Coral Sites at Junk Island	844606	817941
CC4	Coral Sites at Fat Tong Chau West	845444	815595
CC13	Coral Sites at Junk Bay near Chiu Keng Wan	844200	817495
SWI1	Tseung Kwan O Salt Water Intake	845512	817442
C3	Control Station-within Junk Bay	843821	816211
C4	Control Station-within Junk Bay	844621	815770
I1	Between LTT and CBL	844602	817675

Appendix E

Database for 24-hour TSP Data of Air Quality

Baseline Monitoring Results for 24-hour TSP at Location AM5										**Date of Calibration: 29-Oct-18**				**Slope = 30.1480**	
										Next Calibration Date: 29-Dec-18				**Intercept = 16.0309**	
DATE	SAMPLE NUMBER	ELAPSED TIME		ACTUAL (min)	CHART READING			AVG TEMP (℃)	STANDARD			FILTER WEIGHT (g)		WEIGHT DUST COLLECTED (g)	DUST 24-hour TSP IN AIR (ug/m^3)
		INITIAL	FINAL		MIN	MAX	AVG		AVG PRESS (hPa)	FLOW RATE (m^3/min)	AIR VOLUME (std m^3)	INITIAL	FINAL		
30-Oct-18	23296	13666.76	13691.16	1464.00	46	46	46.0	23.6	1016.7	1.00	1464	2.6738	2.8093	0.1355	93
31-Oct-18	23259	13691.16	13715.53	1462.20	43	44	43.5	23.6	1016.7	0.92	1341	2.6579	2.7736	0.1157	86
1-Nov-18	23260	13715.53	13739.69	1449.60	39	40	39.5	23.4	1017.0	0.78	1137	2.6756	2.7814	0.1058	93
2-Nov-18	23315	13739.69	13763.91	1453.20	38	38	38.0	23.3	1017.2	0.73	1068	2.6751	2.7235	0.0484	45
3-Nov-18	23316	13763.91	13787.90	1439.40	39	40	39.5	23.2	1017.2	0.78	1130	2.6704	2.7180	0.0476	42
4-Nov-18	23317	13787.90	13812.02	1447.20	41	41	41.0	23.2	1017.0	0.83	1208	2.6646	2.7494	0.0848	70
5-Nov-18	23297	13812.02	13835.57	1413.00	38	39	38.5	24.7	1016.7	0.75	1057	2.6669	2.7421	0.0752	71
6-Nov-18#	Power Failure														
7-Nov-18	22965	13836.19	13859.87	1420.80	40	40	40.0	23.3	1016.3	0.80	1138	2.6758	2.7518	0.0760	67
8-Nov-18	21603	13859.87	13883.48	1416.60	40	40	40.0	23.0	1016.4	0.80	1135	2.8090	2.9469	0.1379	121
9-Nov-18	23298	13883.48	13907.12	1418.40	46	46	46.0	22.7	1016.6	1.00	1422	2.6854	2.9217	0.2363	166
10-Nov-18	23359	13907.12	13930.88	1425.60	40	40	40.0	22.4	1016.8	0.80	1145	2.7012	2.7798	0.0786	69
11-Nov-18	23319	13930.88	13954.93	1443.00	41	41	41.0	22.2	1017	0.84	1208	2.6723	2.7586	0.0863	71
12-Nov-18	23366	13954.93	13978.51	1414.80	38	39	38.5	24.9	1014.2	0.75	1056	2.6880	2.7868	0.0988	94
13-Nov-18	23365	13978.51	14002.80	1457.40	42	42	42.0	24.3	1014.1	0.86	1259	2.6930	2.9413	0.2483	197

Remark: (#) Failure due to power supply issues

Appendix F

Database for Noise Measurement Data

CEDD CONTRACT AGREEMENT NO. EDO/04/2018 - ENVIRONMENTAL TEAM FOR CROSS BAY LINK, TSEUNG KWAN O

Baseline Noise Measurement Result Data - Lohas Park Phase 2A (CNMS-5)

Monday 29/10/2018

Time	LAeq	LAeq (30/15min)	LAF10	LAF90
	[redacted]			
0:03:43				
0:08:43				
0:13:43				
0:18:43				
0:23:43				
0:28:43				
0:33:43				
0:38:43				
0:43:43				
0:48:43				
0:53:43				
0:58:43				
1:03:43				
1:08:43				
1:13:43				
1:18:43				
1:23:43				
1:28:43				
1:33:43				
1:38:43				
1:43:43				
1:48:43				
1:53:43				
1:58:43				
2:03:43				
2:08:43				
2:13:43				
2:18:43				
2:23:43				
2:28:43				
2:33:43				
2:38:43				
2:43:43				
2:48:43				
2:53:43				
2:58:43				
3:03:43				
3:08:43				
3:13:43				
3:18:43				
3:23:43				
3:28:43				
3:33:43				
3:38:43				
3:43:43				
3:48:43				
3:53:43				
3:58:43				
4:03:43				
4:08:43				
4:13:43				
4:18:43				
4:23:43				
4:28:43				
4:33:43				
4:38:43				
4:43:43				
4:48:43				
4:53:43				
4:58:43				
5:03:43				
5:08:43				
5:13:43				
5:18:43				
5:23:43				
5:28:43				
5:33:43				
5:38:43				
5:43:43				
5:48:43				
5:53:43				
5:58:43				
6:03:43				
6:08:43				
6:13:43				
6:18:43				
6:23:43				
6:28:43				
6:33:43				
6:38:43				
6:43:43				
6:48:43				
6:53:43				
6:58:43				
7:03:43				
7:08:43				
7:13:43				
7:18:43				
7:23:43				
7:28:43				
7:33:43				
7:38:43				
7:43:43				
7:48:43				
7:53:43				
7:58:43				
8:03:43				
8:08:43				
8:13:43				
8:18:43				
8:23:43				
8:28:43				
8:33:43				
8:38:43				
8:43:43				
8:48:43				
8:53:43				
8:58:43				
9:03:43				
9:08:43				
9:13:43				
9:18:43				
9:23:43				
9:28:43				
9:33:43				
9:38:43				
9:43:43				
9:48:43				
9:53:43				
9:58:43				
10:03:43				
10:08:43				
10:13:43				
10:18:43				
10:23:43				
10:28:43				
10:33:43				
10:38:43				
10:43:43				
10:48:43				
10:53:43				
10:58:43				
11:03:43				
11:08:43				
11:13:43				
11:18:43				
11:23:43				
11:28:43				
11:33:43				
11:38:43				
11:43:43				
11:48:43				

Tuesday 30/10/2018

Time	LAeq	LAeq (30/15min)	LAF10	LAF90
0:03:43	58.1		61.0	54.0
0:08:43	58.7	58.6	61.5	53.5
0:13:43	59.0		61.5	53.5
0:18:43	57.5		59.5	53.5
0:23:43	58.3	58.3	61.5	54.0
0:28:43	58.9		62.5	54.0
0:33:43	58.1		61.0	54.0
0:38:43	56.6	56.6	59.5	52.5
0:43:43	54.5		56.0	52.5
0:48:43	55.7		57.5	53.0
0:53:43	55.7	55.8	58.0	53.0
0:58:43	55.9		57.5	53.0
1:03:43	55.8		57.0	53.0
1:08:43	57.9	56.7	61.0	53.0
1:13:43	56.2		58.5	53.0
1:18:43	56.9		59.5	53.5
1:23:43	55.0	55.7	56.5	52.5
1:28:43	55.0		56.0	53.0
1:33:43	57.2		59.5	53.5
1:38:43	55.9	56.5	59.0	53.0
1:43:43	56.3		57.5	52.5
1:48:43	55.9		58.0	53.0
1:53:43	56.8	56.0	59.0	53.5
1:58:43	55.3		57.0	53.0
2:03:43	56.4		59.0	53.5
2:08:43	56.0	56.0	57.5	53.0
2:13:43	55.6		57.5	53.0
2:18:43	55.8		58.0	53.0
2:23:43	56.0	55.9	58.0	52.5
2:28:43	55.8		58.5	52.5
2:33:43	56.4		58.5	53.5
2:38:43	55.1	55.8	57.0	53.0
2:43:43	55.8		58.5	53.0
2:48:43	56.5		58.0	53.0
2:53:43	55.7	56.0	57.5	53.0
2:58:43	55.7		58.0	52.5
3:03:43	55.8		58.0	53.0
3:08:43	55.5	55.5	57.0	52.5
3:13:43	55.3		58.0	52.5
3:18:43	55.0		56.0	52.5
3:23:43	55.8	55.5	57.5	53.0
3:28:43	55.8		57.5	52.5
3:33:43	55.1		56.5	52.5
3:38:43	54.2	54.5	55.5	52.5
3:43:43	54.1		55.5	52.5
3:48:43	54.1		55.5	52.5
3:53:43	54.0	54.4	55.5	52.5
3:58:43	54.9		57.0	52.5
4:03:43	55.0		57.0	52.5
4:08:43	55.8	55.3	57.0	52.5
4:13:43	55.2		57.0	53.0
4:18:43	56.0		57.5	53.0
4:23:43	55.3	55.3	57.0	52.5
4:28:43	54.6		56.0	52.5
4:33:43	54.5		55.5	52.5
4:38:43	55.4	55.0	57.0	53.0
4:43:43	55.1		56.5	53.0
4:48:43	55.4		57.5	52.5
4:53:43	54.6	55.3	56.5	52.5
4:58:43	55.7		57.5	53.0
5:03:43	55.5		57.5	53.5
5:08:43	57.8	56.4	60.5	53.5
5:13:43	55.4		57.0	52.0
5:18:43	56.4		59.0	52.5
5:23:43	55.8	56.2	57.5	52.5
5:28:43	56.3		58.0	53.0
5:33:43	55.5		57.5	53.0
5:38:43	57.6	56.6	60.5	53.5
5:43:43	56.5		59.0	53.0
5:48:43	57.5		60.5	53.5
5:53:43	56.2	56.7	58.5	53.0
5:58:43	56.3		59.0	52.5
6:03:43	57.6		60.5	54.0
6:08:43	57.7	58.1	60.5	54.0
6:13:43	58.8		62.0	54.0
6:18:43	56.3		59.5	53.5
6:23:43	57.8	57.5	61.5	53.0
6:28:43	58.1		61.5	53.5
6:33:43	58.0		61.5	54.0
6:38:43	58.9	58.8	62.0	55.0
6:43:43	59.3		62.5	54.5
6:48:43	59.0		62.5	54.0
6:53:43	59.5	59.3	63.0	54.5
6:58:43	59.5		63.0	54.5
7:03:43	59.8		63.0	55.0
7:08:43	61.1		64.0	56.5
7:13:43	60.1	60.9	63.0	56.0
7:18:43	61.5		64.5	56.0
7:23:43	60.7		63.5	56.5
7:28:43	61.6		64.0	57.5
7:33:43	62.5		65.5	57.0
7:38:43	61.6		64.0	57.0
7:43:43	62.0	62.2	64.5	57.5
7:48:43	62.9		65.5	58.0
7:53:43	62.7		65.5	58.0
7:58:43	61.5		64.0	57.0
8:03:43	65.3		68.0	60.5
8:08:43	65.6		68.5	59.5
8:13:43	65.9	65.6	69.0	60.0
8:18:43	65.8		68.5	60.5
8:23:43	64.9		67.5	60.5
8:28:43	66.0		69.0	60.0
8:33:43	65.7		68.5	61.0
8:38:43	64.8		67.5	60.5
8:43:43	66.0	65.4	68.5	62.5
8:48:43	65.5		67.5	61.5
8:53:43	64.2		66.5	60.5
8:58:43	65.8		68.0	62.0
9:03:43	65.6		68.0	62.0
9:08:43	64.3		66.0	61.5
9:13:43	65.7	66.7	68.0	61.5
9:18:43	64.9		67.5	61.5
9:23:43	68.1		71.0	62.5
9:28:43	69.2		71.5	64.5
9:33:43	68.5		71.0	63.5
9:38:43	68.6		71.5	62.5
9:43:43	68.6	68.7	71.5	62.5
9:48:43	69.0		71.5	64.0
9:53:43	68.9		71.5	64.5
9:58:43	68.5		71.5	64.0
10:03:43	66.1		68.0	62.5
10:08:43	66.2		68.0	63.5
10:13:43	67.1	66.7	69.0	64.0
10:18:43	66.5		68.5	63.0
10:23:43	67.0		68.5	64.5
10:28:43	66.9		69.0	63.5
10:33:43	66.7		68.0	64.5
10:38:43	66.7		68.5	63.5
10:43:43	67.3	67.1	69.0	63.0
10:48:43	67.8		69.5	65.0
10:53:43	67.2		69.0	64.5
10:58:43	66.7		68.5	64.0
11:03:43	67.6		69.0	63.5
11:08:43	67.1		69.0	63.5
11:13:43	67.3	67.3	69.0	64.0
11:18:43	67.8		69.0	63.5
11:23:43	66.8		69.0	64.0
11:28:43	66.9		69.0	63.0
11:33:43	65.9		68.0	61.5
11:38:43	64.9		67.5	60.5
11:43:43	65.1	65.2	67.0	61.0
11:48:43	64.4		67.5	60.5

Wednesday 31/10/2018

Time	LAeq	LAeq (30/15min)	LAF10	LAF90
0:03:43	56.9		59.0	53.0
0:08:43	56.3	56.1	59.5	52.5
0:13:43	54.9		57.0	52.0
0:18:43	55.7		59.0	52.0
0:23:43	57.4	56.1	61.0	53.0
0:28:43	54.7		56.5	52.0
0:33:43	56.0		58.5	52.5
0:38:43	55.4	55.6	58.0	52.5
0:43:43	55.5		58.0	52.5
0:48:43	57.2		60.0	53.0
0:53:43	56.0	56.3	59.5	52.0
0:58:43	55.6		58.0	52.5
1:03:43	55.0		57.5	52.0
1:08:43	55.7	55.5	58.5	52.5
1:13:43	55.7		57.5	52.5
1:18:43	55.9		58.5	52.5
1:23:43	55.5	55.4	57.5	53.0
1:28:43	54.6		56.0	52.0
1:33:43	55.3		56.5	52.5
1:38:43	56.6	55.8	58.0	53.0
1:43:43	55.4		57.5	52.5
1:48:43	56.2		59.5	52.0
1:53:43	56.0	55.8	59.0	52.0
1:58:43	55.2		58.0	52.5
2:03:43	55.1		57.0	52.0
2:08:43	56.2	55.9	59.0	52.5
2:13:43	56.3		58.0	53.0
2:18:43	54.8		56.5	52.0
2:23:43	54.1	54.9	56.0	51.5
2:28:43	55.6		57.5	52.0
2:33:43	54.4		55.5	51.5
2:38:43	54.9	55.1	56.5	52.0
2:43:43	55.8		58.5	52.5
2:48:43	59.2		61.0	53.0
2:53:43	56.5	57.4	59.0	53.0
2:58:43	55.9		57.5	53.5
3:03:43	56.5		58.0	54.0
3:08:43	57.1	57.1	58.0	54.5
3:13:43	57.5		59.0	55.0
3:18:43	57.9		59.5	55.5
3:23:43	57.7	58.1	58.5	56.0
3:28:43	58.7		59.5	57.5
3:33:43	57.1		59.5	53.0
3:38:43	55.8	55.9	58.5	52.5
3:43:43	54.2		55.5	52.0
3:48:43	56.9		59.5	52.5
3:53:43	54.9	55.4	56.5	52.0
3:58:43	53.7		55.0	51.5
4:03:43	54.2		55.5	52.0
4:08:43	54.7	55.0	56.5	51.5
4:13:43	55.9		58.5	52.5
4:18:43	56.1		57.5	52.5
4:23:43	54.2	55.0	56.0	51.5
4:28:43	54.6		56.5	52.0
4:33:43	55.7		58.0	52.5
4:38:43	56.2	55.6	58.5	52.5
4:43:43	54.9		56.5	52.5
4:48:43	55.7		57.5	52.5
4:53:43	56.1	55.9	58.0	52.5
4:58:43	56.0		58.5	52.0
5:03:43	55.2		56.5	52.5
5:08:43	56.9	55.8	59.5	53.0
5:13:43	55.0		57.0	52.0
5:18:43	53.4		55.0	51.5
5:23:43	55.8	55.3	58.0	52.5
5:28:43	56.3		59.5	52.0
5:33:43	55.3		57.5	52.5
5:38:43	56.9	56.6	60.5	52.0
5:43:43	57.4		58.5	52.0
5:48:43	55.9		59.0	52.5
5:53:43	56.2	56.4	58.5	53.0
5:58:43	57.0		59.0	53.0
6:03:43	56.9		59.5	52.5
6:08:43	56.9	57.2	60.0	53.0
6:13:43	57.7		60.5	53.0
6:18:43	56.8		59.5	52.5
6:23:43	56.8	57.5	59.5	52.5
6:28:43	58.6		61.5	53.5
6:33:43	59.8		63.0	54.5
6:38:43	59.2	59.2	62.5	55.0
6:43:43	58.5		62.0	53.5
6:48:43	60.6		63.5	55.5
6:53:43	58.7	59.9	61.5	54.0
6:58:43	60.1		63.5	55.0
7:03:43	61.1		64.0	56.0
7:08:43	62.7		65.5	57.5
7:13:43	60.5	61.8	63.5	56.5
7:18:43	62.4		65.0	57.0
7:23:43	61.9		64.5	57.5
7:28:43	61.9		64.5	58.0
7:33:43	62.8		65.5	58.5
7:38:43	63.0		65.5	59.5
7:43:43	62.9	63.5	65.0	58.5
7:48:43	64.1		66.0	60.5
7:53:43	63.7		66.0	59.5
7:58:43	64.5		66.5	60.0
8:03:43	64.5		67.0	61.0
8:08:43	65.2		68.0	61.0
8:13:43	66.5	65.9	69.0	62.5
8:18:43	67.0		69.0	63.5
8:23:43	65.7		68.5	60.5
8:28:43	66.0		67.5	63.0
8:33:43	66.3		68.5	63.0
8:38:43	66.9		69.0	63.0
8:43:43	66.1	67.0	68.5	62.0
8:48:43	66.0		68.5	62.5
8:53:43	66.8		69.0	64.0
8:58:43	69.1		72.0	64.0
9:03:43	68.3		70.0	64.0
9:08:43	66.4		68.0	64.0
9:13:43	65.6	66.4	67.5	63.0
9:18:43	66.0		68.0	62.5
9:23:43	65.5		67.5	61.0
9:28:43	65.6		67.5	62.0
9:33:43	65.8		68.0	62.5
9:38:43	65.2		67.5	62.0
9:43:43	65.9	65.6	68.0	63.0
9:48:43	66.2		68.0	63.0
9:53:43	65.3		67.5	61.5
9:58:43	65.4		68.0	61.0
10:03:43	65.9		67.5	62.5
10:08:43	65.6		68.0	62.0
10:13:43	66.0	66.0	68.0	63.0
10:18:43	66.7		68.5	63.5
10:23:43	66.0		68.0	62.5
10:28:43	65.8		67.5	62.5
10:33:43	65.3		67.0	62.5
10:38:43	65.0		67.0	62.0
10:43:43	66.6	65.4	68.5	64.0
10:48:43	65.5		68.0	62.0
10:53:43	65.4		67.5	62.0
10:58:43	64.4		66.0	62.0
11:03:43	66.8		68.5	60.5
11:08:43	64.1		67.0	60.0
11:13:43	64.6	65.2	68.0	59.5
11:18:43	65.3		67.5	60.0
11:23:43	64.5		67.5	60.0
11:28:43	65.3		67.0	61.5
11:33:43	64.7		67.0	61.0
11:38:43	64.9		68.0	60.0
11:43:43	64.9	64.6	67.5	60.5
11:48:43	64.0		66.5	60.0

Thursday 1/11/2018

Time	LAeq	LAeq (30/15min)	LAF10	LAF90
23:53:05	55.6		58.5	52.0
23:58:05	56.3	56.0	59.0	52.5
0:03:05	56.0		58.5	52.0
0:08:05	56.0		58.0	52.0
0:13:05	56.5	56.1	59.0	52.5
0:18:05	55.9		57.0	53.0
0:23:05	55.4		57.5	53.0
0:28:05	55.0	55.5	57.0	52.5
0:33:05	56.0		58.5	52.0
0:38:05	54.6		57.0	52.0
0:43:05	55.2	54.9	57.5	52.0
0:48:05	55.0		58.0	52.0
0:53:05	56.4		59.0	52.0
0:58:05	55.7	56.1	58.5	52.5
1:03:05	56.1		59.0	52.5
1:08:05	54.9		57.0	52.5
1:13:05	55.4	55.0	58.5	52.0
1:18:05	54.8		57.0	52.5
1:23:05	54.2		55.5	52.0
1:28:05	56.5	55.6	59.5	52.5
1:33:05	55.9		58.5	52.5
1:38:05	54.3		56.0	52.0
1:43:05	54.9	54.9	57.0	52.0
1:48:05	55.3		58.0	52.0
1:53:05	55.8		59.0	52.0
1:58:05	53.8	55.3	55.0	52.0
2:03:05	56.0		58.0	52.0
2:08:05	55.8		58.5	52.0
2:13:05	55.3	55.5	58.0	52.0
2:18:05	55.3		58.5	52.0
2:23:05	54.1		56.5	51.5
2:28:05	53.8	54.6	55.0	51.5
2:33:05	55.7		58.5	52.0
2:38:05	54.5		56.0	51.5
2:43:05	53.6	54.5	54.5	51.5
2:48:05	55.2		56.5	51.5
2:53:05	54.1		56.0	51.5
2:58:05	53.6	53.6	55.5	51.5
3:03:05	53.1		54.0	51.0
3:08:05	53.3		54.0	51.5
3:13:05	53.6	53.8	54.5	52.0
3:18:05	54.4		57.5	51.5
3:23:05	54.5		56.5	51.5
3:28:05	54.9	54.5	57.5	51.5
3:33:05	54.2		56.0	51.5
3:38:05	53.8		55.0	51.0
3:43:05	52.2	53.2	52.5	51.0
3:48:05	53.3		54.5	51.5
3:53:05	54.8		57.0	51.5
3:58:05	54.3	54.0	56.5	51.5
4:03:05	52.8		53.5	51.0
4:08:05	52.7		53.5	51.5
4:13:05	54.8	54.0	57.5	51.5
4:18:05	54.2		56.0	51.5
4:23:05	53.5		54.5	51.5
4:28:05	54.4	53.9	56.0	51.5
4:33:05	53.9		54.5	51.5
4:38:05	53.8		55.0	52.0
4:43:05	54.7	54.9	57.5	51.5
4:48:05	55.9		58.5	52.0
4:53:05	55.2		57.0	52.0
4:58:05	53.4	54.6	54.5	52.0
5:03:05	55.1		57.0	52.5
5:08:05	55.0		56.5	52.5
5:13:05	56.3	55.5	59.0	52.5
5:18:05	55.1		57.5	52.0
5:23:05	55.8		59.0	51.5
5:28:05	56.4	55.6	58.5	52.0
5:33:05	54.3		55.5	52.5
5:38:05	55.8		58.0	52.5
5:43:05	55.4	55.7	57.5	53.0
5:48:05	55.8		58.5	52.5
5:53:05	56.6		59.5	53.0
5:58:05	55.2	55.7	57.5	52.5
6:03:05	55.1		57.5	51.5
6:08:05	55.6		58.0	52.5
6:13:05	57.5	56.7	60.5	52.5
6:18:05	56.7		60.0	53.0
6:23:05	55.9		59.0	52.5
6:28:05	57.4	58.5	61.0	53.5
6:33:05	60.8		62.0	54.0
6:38:05	58.8		61.5	54.5
6:43:05	58.8	59.3	62.0	54.5
6:48:05	60.2		63.0	53.5
6:53:05	59.8		63.0	54.0
6:58:05	58.5	59.4	62.0	53.5
7:03:05	59.9		63.5	54.5
7:08:05	60.1		63.0	55.5
7:13:05	60.9		63.5	56.5
7:18:05	59.0	60.3	62.5	54.5
7:23:05	59.8		62.5	55.0
7:28:05	60.9		64.0	56.5
7:33:05	60.9		64.0	56.5
7:38:05	62.3		64.5	56.5
7:43:05	61.2		64.0	57.0
7:48:05	62.0	61.9	65.0	57.0
7:53:05	62.2		65.0	57.5
7:58:05	61.8		64.5	57.5
8:03:05	61.8		64.5	57.5
8:08:05	62.7		65.5	57.0
8:13:05	62.6		66.0	57.0
8:18:05	64.4	63.8	67.5	59.5
8:23:05	65.0		68.5	58.5
8:28:05	63.3		66.0	58.5
8:33:05	64.1		67.0	59.0
8:38:05	63.8		66.5	58.5
8:43:05	63.9		66.5	58.5
8:48:05	63.9	64.1	66.5	59.0
8:53:05	64.4		67.0	59.5
8:58:05	63.7		66.5	60.0
9:03:05	64.6		66.5	59.0
9:08:05	64.9		67.5	60.5
9:13:05	63.4		66.0	59.0
9:18:05	65.0	64.6	67.5	60.5
9:23:05	64.7		67.5	60.5
9:28:05	64.4		67.0	60.0
9:33:05	64.9		67.5	61.0
9:38:05	65.0		67.0	61.5
9:43:05	65.8		68.5	61.0
9:48:05	64.8	65.2	67.0	61.5
9:53:05	65.5		68.0	62.0
9:58:05	64.9		67.5	61.0
10:03:05	65.2		67.5	61.5
10:08:05	64.7		67.0	61.0
10:13:05	64.8		67.0	61.5
10:18:05	64.2	64.8	66.0	61.5
10:23:05	64.7		66.0	62.0
10:28:05	64.7		66.5	62.0
10:33:05	65.6		67.0	61.5
10:38:05	65.6		68.0	62.0
10:43:05	65.0		67.5	60.0
10:48:05	65.9	65.4	68.0	62.0
10:53:05	65.6		68.0	62.0
10:58:05	64.6		67.5	61.0
11:03:05	65.3		68.0	61.0
11:08:05	67.6		69.5	60.5
*11:09:07	67.0		70.0	62.5
11:14:51	65.6		68.0	61.5
11:19:51	64.6	65.3	66.5	61.5
11:24:51	64.7		67.5	60.0
11:29:51	64.9		67.5	59.5
11:34:51	63.0		66.0	58.5
11:39:51	64.4		67.0	59.0
11:44:51	65.4		67.5	61.0

Friday 2/11/2018

Time	LAeq	LAeq (30/15min)	LAF10	LAF90
23:54:51	56.9		60.0	53.0
23:59:51	56.9	57.0	59.0	53.5
0:04:51	57.2		60.0	53.0
0:09:51	57.5		60.0	53.5
0:14:51	57.8	58.4	60.5	53.5
0:19:51	59.5		62.0	53.5
0:24:51	58.9		60.5	53.5
0:29:51	57.7	57.6	60.5	53.0
0:34:51	55.8		58.0	53.0
0:39:51	58.5		62.0	53.5
0:44:51	58.7	57.9	61.5	54.5
0:49:51	56.2		59.0	52.5
0:54:51	56.6		59.0	53.0
0:59:51	56.2	56.2	58.5	52.5
1:04:51	55.6		58.0	52.5
1:09:51	56.3		59.5	52.0
1:14:51	55.7	56.2	58.0	53.0
1:19:51	56.6		59.5	52.5
1:24:51	56.4		58.0	52.5
1:29:51	54.9	56.6	57.5	52.0
1:34:51	58.0		60.5	53.0
1:39:51	55.8		58.0	52.5
1:44:51	54.8	55.3	57.0	52.5
1:49:51	55.3		58.5	52.0
1:54:51	56.1		58.5	52.5
1:59:51	54.0	55.2	55.5	52.0
2:04:51	55.3		55.5	52.0
2:09:51	55.3		57.5	52.5
2:14:51	54.6	54.7	55.5	52.5
2:19:51	54.1		55.0	52.0
2:24:51	54.8		57.5	52.0
2:29:51	53.9	54.3	55.5	52.0
2:34:51	54.2		56.0	52.0
2:39:51	55.0		56.5	52.0
2:44:51	56.0	55.0	59.0	52.0
2:49:51	53.5		54.5	52.0
2:54:51	54.2		56.0	52.0
2:59:51	55.1	54.6	57.5	52.0
3:04:51	54.4		55.5	52.0
3:09:51	54.6		56.0	52.0
3:14:51	55.5	55.7	57.5	53.0
3:19:51	56.8		58.0	53.0
3:24:51	56.5		58.0	53.5
3:29:51	56.4	56.1	57.5	53.5
3:34:51	55.2		57.0	52.5
3:39:51	55.6		57.0	53.0
3:44:51	54.8	54.9	55.5	53.0
3:49:51	54.3		55.0	52.0
3:54:51	55.3		57.0	52.5
3:59:51	55.9	55.4	57.5	53.5
4:04:51	54.9		56.0	52.5
4:09:51	55.6		57.0	53.0
4:14:51	57.2	56.2	60.0	53.0
4:19:51	55.5		57.5	52.5
4:24:51	55.8		58.0	53.0
4:29:51	56.3	55.6	58.5	52.5
4:34:51	54.6		55.5	52.5
4:39:51	55.7		58.0	52.0
4:44:51	55.0	55.2	57.0	52.5
4:49:51	55.0		57.0	52.0
4:54:51	55.2		57.5	52.0
4:59:51	53.9	54.6	55.5	52.0
5:04:51	54.7		56.5	52.0
5:09:51	56.5		59.5	53.0
5:14:51	55.4	55.4	57.0	52.5
5:19:51	54.0		55.0	52.0
5:24:51	55.4		57.5	52.0
5:29:51	53.8	54.6	55.0	52.0
5:34:51	54.4		56.0	51.5
5:39:51	57.4		60.0	52.5
5:44:51	57.1	56.5	60.5	53.0
5:49:51	54.5		56.0	52.5
5:54:51	54.7		57.0	52.5
5:59:51	55.6	55.7	58.0	52.5
6:04:51	56.7		59.0	53.0
6:09:51	56.9		60.0	53.0
6:14:51	58.8	57.7	60.5	52.5
6:19:51	57.0		60.0	52.5
6:24:51	57.5		59.0	53.0
6:29:51	57.7	58.0	61.5	53.5
6:34:51	58.6		62.5	54.0
6:39:51	57.8		61.5	53.5
6:44:51	58.4	58.5	62.0	53.5
6:49:51	59.2		62.0	54.5
6:54:51	59.7		63.0	55.0
6:59:51	59.1	59.3	62.0	55.0
7:04:51	59.2		62.5	54.5
7:09:51	60.9		64.0	55.5
7:14:51	61.0		63.0	56.5
7:19:51	60.8	60.8	63.5	56.0
7:24:51	60.3		63.0	55.0
7:29:51	60.5		63.0	56.0
7:34:51	61.3		64.0	56.5
7:39:51	61.7		64.5	55.5
7:44:51	61.5		64.0	56.5
7:49:51	61.6	61.8	64.5	56.5
7:54:51	61.9		64.5	57.0
7:59:51	62.1		65.0	57.0
8:04:51	62.0		65.0	57.0
8:09:51	62.3		65.5	57.0
8:14:51	64.1		66.5	58.5
8:19:51	63.9	63.9	67.0	59.0
8:24:51	64.1		68.0	58.5
8:29:51	64.1		66.5	60.0
8:34:51	64.8		68.0	60.5
8:39:51	64.5		67.5	60.0
8:44:51	64.0		66.5	59.0
8:49:51	64.4	64.5	67.5	60.0
8:54:51	64.6		67.0	60.5
8:59:51	64.4		67.0	60.5
9:04:51	64.9		68.0	59.0
9:09:51	65.2		67.5	61.5
9:14:51	65.8		68.5	61.0
9:19:51	65.3	65.2	68.0	61.5
9:24:51	64.6		67.5	60.5
9:29:51	65.2		68.0	61.0
9:34:51	64.8		67.0	61.5
9:39:51	66.5		69.0	62.5
9:44:51	66.3		69.0	62.0
9:49:51	65.0	65.6	67.5	61.0
9:54:51	65.6		68.0	62.0
9:59:51	64.9		67.5	60.0
10:04:51	65.0		68.5	60.5
10:09:51	64.1		66.5	60.5
10:14:51	64.7		67.0	61.0
10:19:51	63.9	64.8	66.5	59.5
10:24:51	65.8		68.5	61.0
10:29:51	64.6		67.5	59.5
10:34:51	65.5		68.5	59.5
10:39:51	64.1		67.0	59.5
10:44:51	64.8		68.0	60.5
10:49:51	64.8		67.5	60.5
*10:50:32	65.7	64.9	68.0	61.0
10:55:42	64.9		67.5	60.5
11:00:42	65.4		68.5	59.5
11:05:42	65.4		68.0	60.0
11:10:42	64.7		67.0	60.5
11:15:42	66.1		69.5	60.5
11:20:42	65.3	65.4	67.5	61.5
11:25:42	65.1		67.5	60.5
11:30:42	65.5		68.0	61.0
11:35:42	65.5		68.0	60.0
11:40:42	64.9		67.5	59.0
11:45:42	64.4		67.5	58.5

Saturday 3/11/2018

Time	LAeq	LAeq (30/15min)	LAF10	LAF90
23:55:42	57.9		60.0	53.5
0:00:42	55.9	56.6	59.0	52.0
0:05:42	55.8		59.0	52.0
0:10:42	56.4		58.5	52.0
0:15:42	56.7	58.1	59.5	52.5
0:20:42	60.1		63.5	53.0
0:25:42	55.7		58.5	52.5
0:30:42	56.9	56.4	59.0	53.5
0:35:42	56.4		59.0	53.0
0:40:42	56.7		60.0	53.0
0:45:42	56.9	56.4	59.5	53.5
0:50:42	55.4		57.0	52.5
0:55:42	58.5		60.5	52.5
1:00:42	55.7	56.9	56.5	52.5
1:05:42	55.9		59.0	52.0
1:10:42	55.5		58.0	52.5
1:15:42	56.4	55.6	60.0	52.5
1:20:42	54.9		56.5	52.0
1:25:42	57.1		60.0	53.0
1:30:42	55.0	55.8	58.0	52.0
1:35:42	54.8		57.5	52.0
1:40:42	54.7		57.0	51.5
1:45:42	55.6	55.0	59.0	52.0
1:50:42	54.5		57.0	52.0
1:55:42	54.4		57.0	52.0
2:00:42	56.7	56.1	59.5	52.5
2:05:42	56.7		59.5	53.0
2:10:42	56.8		60.0	52.5
2:15:42	54.5	55.5	56.5	52.0
2:20:42	55.0		56.5	52.5
2:25:42	54.9		56.5	52.5
2:30:42	54.4	54.7	56.5	52.0
2:35:42	54.7		57.0	52.0
2:40:42	56.2		59.0	53.0
2:45:42	54.8	55.7	57.5	52.0
2:50:42	56.1		59.0	52.5
2:55:42	55.3		57.5	52.0
3:00:42	53.9	54.4	55.5	51.5
3:05:42	54.0		55.0	52.0
3:10:42	53.5		54.5	52.0
3:15:42	54.4	54.2	56.0	52.0
3:20:42	54.7		56.0	52.0
3:25:42	54.4		56.5	52.5
3:30:42	53.9	54.5	54.5	52.0
3:35:42	55.0		57.5	52.5
3:40:42	54.7		56.0	52.0
3:45:42	54.3	54.5	56.0	52.0
3:50:42	54.6		55.5	52.0
3:55:42	54.5		56.0	52.0
4:00:42	54.0	54.2	54.5	52.0
4:05:42	54.0		54.5	52.0
4:10:42	55.1		57.5	52.5
4:15:42	54.8	54.8	56.5	52.0
4:20:42	54.5		57.0	51.5
4:25:42	53.8		55.5	51.5
4:30:42	54.2	54.1	56.0	51.0
4:35:42	54.3		57.0	51.5
4:40:42	53.6		55.5	51.5
4:45:42	53.6	54.1	55.5	51.5
4:50:42	54.9		57.5	51.5
4:55:42	55.7		58.5	52.0
5:00:42	54.6	54.9	56.5	51.5
5:05:42	54.3		56.0	52.5
5:10:42	57.3		61.0	52.5
5:15:42	54.2	55.5	55.5	51.5
5:20:42	54.4		57.0	51.5
5:25:42	55.5		58.5	52.0
5:30:42	55.1	54.7	58.0	52.0
5:35:42	53.3		54.5	51.5
5:40:42	55.0		57.0	51.5
5:45:42	56.7	56.1	60.0	52.0
5:50:42	56.3		60.0	52.0
5:55:42	56.6		60.5	52.0
6:00:42	56.4	56.3	59.0	53.0
6:05:42	55.9		59.5	52.0
6:10:42	56.0		59.0	52.0
6:15:42	57.3	57.0	61.0	52.5
6:20:42	57.6		61.0	53.0
6:25:42	57.6		61.5	53.0
6:30:42	55.6	56.8	57.5	52.5
6:35:42	57.1		60.5	52.5
6:40:42	59.7		63.5	54.0
6:45:42	57.5	58.5	61.0	53.0
6:50:42	58.1		61.5	53.5
6:55:42	58.0		60.5	53.5
7:00:42	57.8		60.5	53.5
7:05:42	59.5	59.7	62.0	54.5
7:10:42	59.9		62.5	55.5
7:15:42	60.8		63.5	56.5
7:20:42	61.2		64.5	55.5
7:25:42	60.9		64.5	55.5
7:30:42	60.5		63.5	56.0
7:35:42	61.9	61.5	64.5	56.0
7:40:42	60.9		64.0	56.0
7:45:42	62.5		64.5	58.5
7:50:42	62.0		64.5	58.0
7:55:42	62.3		65.5	57.0
8:00:42	62.0		65.0	57.0
8:05:42	63.9	64.1	66.0	58.0
8:10:42	66.7		66.5	58.5
8:15:42	64.1		67.0	59.0
8:20:42	64.1		67.5	57.5
8:25:42	64.8		68.5	58.5
8:30:42	64.7		68.0	57.5
8:35:42	64.0	64.7	67.0	58.5
8:40:42	64.9		68.0	59.0
8:45:42	64.3		67.5	59.0
8:50:42	65.6		69.0	60.5
8:55:42	63.5		66.0	59.0
9:00:42	63.9		67.0	59.5
9:05:42	65.1	64.4	68.0	59.5
9:10:42	64.2		66.5	59.5
9:15:42	64.4		67.0	60.0
9:20:42	64.9		68.0	60.5
9:25:42	64.5		67.5	60.0
9:30:42	64.7		67.5	60.5
9:35:42	65.1	64.7	67.5	61.0
9:40:42	65.0		67.0	61.5
9:45:42	63.5		66.5	59.5
9:50:42	65.4		68.5	60.5
9:55:42	65.0		67.5	61.0
10:00:42	64.6		67.0	60.0
10:05:42	65.0	64.8	68.0	60.0
10:10:42	64.6		67.0	60.5
10:15:42	64.7		68.0	59.5
10:20:42	64.9		67.5	61.0
10:25:42	64.8		67.0	61.0
10:30:42	64.9		67.5	60.5
10:35:42	66.2	65.8	68.5	62.5
10:40:42	65.9		67.5	62.0
10:45:42	65.7		68.0	62.0
10:50:42	66.7		69.0	63.0
10:55:42	66.6		69.0	63.0
11:00:42	66.6		69.0	62.5
11:05:42	66.5	65.9	69.0	63.0
11:10:42	65.8		68.5	61.5
11:15:42	65.4		68.5	60.5
11:20:42	64.0		66.5	60.5
11:25:42	66.1		69.0	61.5
11:30:42	65.3		67.5	61.0
11:35:42	67.0	66.4	69.5	63.5
11:40:42	66.2		68.5	62.5
11:45:42	66.4		68.5	64.0

Sunday 4/11/2018

Time	LAeq	LAeq (30/15min)	LAF10	LAF90
23:57:41	56.2		59.0	52.5
0:02:41	55.7	56.1	58.0	52.0
0:07:41	56.4		59.0	52.5
0:12:41	55.1		57.0	52.0
0:17:41	55.5	55.1	59.0	52.5
0:22:41	54.6		57.0	52.0
0:27:41	56.7		60.5	52.0
0:32:41	54.4	55.3	56.0	52.0
0:37:41	54.2		55.5	52.0
0:42:41	55.7		59.0	52.0
0:47:41	55.4	56.3	57.5	52.5
0:52:41	57.5		60.0	52.0
0:57:41	53.8		55.5	51.5
1:02:41	55.6	54.7	58.5	52.0
1:07:41	54.6		57.0	51.0
1:12:41	56.0		59.5	52.5
1:17:41	56.2	55.9	58.5	52.0
1:22:41	55.5		57.0	51.5
1:27:41	55.1		58.0	51.5
1:32:41	55.7	55.5	59.0	52.0
1:37:41	55.7		57.5	52.0
1:42:41	55.1		57.0	52.5
1:47:41	54.9	55.1	56.5	52.0
1:52:41	55.2		57.0	52.0
1:57:41	53.6		54.5	52.0
2:02:41	55.8	55.1	58.5	52.0
2:07:41	55.5		58.0	52.0
2:12:41	55.3		57.0	52.0
2:17:41	56.2	55.3	58.5	52.0
2:22:41	54.2		56.0	51.5
2:27:41	53.2		55.0	51.5
2:32:41	55.0	53.9	57.5	52.5
2:37:41	53.4		54.5	51.5
2:42:41	54.4		56.5	51.5
2:47:41	54.2	54.1	54.5	51.5
2:52:41	53.8		55.0	51.5
2:57:41	54.5		56.0	51.5
3:02:41	53.7	54.3	55.0	51.5
3:07:41	54.6		57.0	51.5
3:12:41	54.1		56.0	51.5
3:17:41	53.2	54.3	54.0	51.5
3:22:41	55.4		56.5	52.0
3:27:41	54.3		57.0	52.0
3:32:41	54.2	54.0	55.0	52.0
3:37:41	53.5		54.5	52.0
3:42:41	53.2		54.0	51.5
3:47:41	53.0	53.5	54.5	51.5
3:52:41	54.3		56.0	51.5
3:57:41	53.8		56.0	51.5
4:02:41	53.9	54.3	55.5	51.5
4:07:41	55.1		57.5	52.0
4:12:41	55.5		58.5	51.5
4:17:41	54.7	55.4	56.0	51.5
4:22:41	55.9		57.5	51.5
4:27:41	52.9		54.5	51.0
4:32:41	53.4	53.3	56.0	51.0
4:37:41	53.6		55.0	51.5
4:42:41	54.6		56.5	52.0
4:47:41	54.4	54.2	57.0	51.5
4:52:41	53.5		54.0	51.0
4:57:41	54.1		56.5	51.5
5:02:41	54.0	54.2	55.5	51.5
5:07:41	54.4		56.5	52.5
5:12:41	54.6		55.5	52.5
5:17:41	54.8	54.4	57.0	52.0
5:22:41	53.6		54.5	51.5
5:27:41	55.2		58.5	52.0
5:32:41	53.8	54.2	56.5	51.0
5:37:41	53.5		55.0	51.5
5:42:41	54.6		56.0	51.5
5:47:41	54.8	54.5	57.5	51.5
5:52:41	54.1		56.0	51.5
5:57:41	54.0		56.0	51.5
6:02:41	54.3	54.3	56.0	51.5
6:07:41	54.5		57.0	52.0
6:12:41	55.6		59.0	52.0
6:17:41	55.3	55.7	58.5	52.0
6:22:41	56.2		59.0	52.0
6:27:41	56.2		59.0	52.0
6:32:41	56.4	56.3	59.5	52.5
6:37:41	56.3		58.0	52.5
6:42:41	59.0		61.5	53.0
6:47:41	56.0	57.2	59.5	52.5
6:52:41	55.7		59.0	52.5
6:57:41	57.6		61.0	52.5
7:02:41	56.8	57.7	60.0	52.0
7:07:41	58.6		61.5	52.5
7:12:41	57.4		60.5	53.5
7:17:41	57.2	57.4	60.0	53.5
7:22:41	57.6		61.5	53.0
7:27:41	58.2		61.0	53.0
7:32:41	57.9	58.1	61.0	54.0
7:37:41	58.3		60.5	54.0
7:42:41	58.5		62.5	53.5
7:47:41	60.1	59.1	63.5	55.0
7:52:41	58.5		62.0	54.0
7:57:41	58.8		62.0	54.0
8:02:41	62.7	60.7	64.5	54.5
8:07:41	59.6		63.5	54.0
8:12:41	60.1		63.0	54.5
8:17:41	61.4	60.3	64.5	56.0
8:22:41	59.1		63.0	53.5
8:27:41	58.7		62.0	53.5
8:32:41	57.6	57.9	61.0	53.0
8:37:41	57.2		61.0	53.0
8:42:41	58.2		62.0	53.0
8:47:41	58.1	58.2	61.0	54.0
8:52:41	58.4		62.0	53.5
8:57:41	60.4		64.0	55.5
9:02:41	60.1	60.2	62.0	54.5
9:07:41	60.0		62.5	55.5
9:12:41	59.9		63.5	55.0
9:17:41	59.6	59.5	62.5	55.0
9:22:41	59.0		62.5	55.0
9:27:41	59.7		62.5	55.5
9:32:41	60.5	60.0	63.5	55.5
9:37:41	59.9		63.0	55.0
9:42:41	61.5		64.5	55.0
9:47:41	60.5	61.0	62.0	55.0
9:52:41	60.9		64.0	55.5
9:57:41	60.5		63.5	55.5
10:02:41	59.0	59.9	61.5	55.0
10:07:41	60.2		63.5	56.0
10:12:41	60.3		63.5	55.0
10:17:41	60.2	59.9	63.0	56.0
10:22:41	59.2		62.5	55.0
10:27:41	59.6		62.5	55.0
10:32:41	61.1	60.5	63.0	58.5
10:37:41	60.7		63.0	57.0
10:42:41	60.1		63.0	55.0
10:47:41	60.5	60.1	63.5	55.0
10:52:41	59.5		62.5	55.5
10:57:41	60.1		63.5	55.0
11:02:41	58.7	59.2	61.5	55.0
11:07:41	58.7		62.0	54.5
11:12:41	60.8		64.0	55.0
*11:13:58	62.1	62.9	65.5	56.0
11:20:21	64.4		67.0	61.0
11:25:21	62.7		65.5	57.0
11:30:21	64.7		67.5	60.0
11:35:21	63.9	64.6	66.5	59.5
11:40:21	65.0		67.5	61.0
11:45:21	64.4		67.0	60.5

Monday 5/11/2018

Time	LAeq	LAeq (30/15min)	LAF10	LAF90
0:00:21	57.7		60.5	54.0
0:05:21	57.1	57.5	60.0	53.5
0:10:21	57.7		60.5	53.5
0:15:21	56.2		59.0	53.0
0:20:21	56.8	56.6	59.5	53.0
0:25:21	56.8		59.5	53.0
0:30:21	55.9		58.5	52.5
0:35:21	56.0	55.9	59.0	52.5
0:40:21	55.9		58.5	52.5
0:45:21	55.2		57.5	52.5
0:50:21	56.3	56.0	59.0	53.0
0:55:21	56.5		59.0	53.0
1:00:21	56.9		59.5	53.0
1:05:21	55.0	55.9	56.5	52.5
1:10:21	55.5		58.0	52.5
1:15:21	56.3		59.0	52.5
1:20:21	55.6	56.2	58.0	52.5
1:25:21	56.6		59.0	53.0
1:30:21	57.3		60.0	53.5
1:35:21	56.4	57.0	59.0	53.0
1:40:21	57.2		60.0	53.0
1:45:21	55.5		57.5	52.5
1:50:21	56.0	56.1	58.0	53.0
1:55:21	56.5		58.5	52.5
2:00:21	55.7		57.0	52.5
2:05:21	56.0	56.2	58.0	53.0
2:10:21	56.7		59.5	53.0
2:15:21	55.4		58.0	52.5
2:20:21	55.6	55.7	58.0	52.5
2:25:21	56.0		58.0	52.5
2:30:21	55.1		57.0	52.5
2:35:21	54.5	55.2	56.5	52.5
2:40:21	55.8		58.0	52.5
2:45:21	55.8		57.5	52.5
2:50:21	55.6	55.7	57.5	52.5
2:55:21	55.7		58.0	52.5
3:00:21	55.7		58.0	52.5
3:05:21	55.8	55.5	58.0	53.0
3:10:21	55.0		56.5	53.0
3:15:21	55.1		57.0	52.5
3:20:21	55.0	55.0	56.5	52.5
3:25:21	54.8		56.5	52.5
3:30:21	55.6		57.0	52.5
3:35:21	55.0	55.1	57.0	52.5
3:40:21	54.6		56.0	52.5
3:45:21	54.6		55.5	52.5
3:50:21	54.7	54.7	57.0	52.0
3:55:21	54.8		57.0	52.5
4:00:21	55.0		57.0	52.0
4:05:21	54.7	54.9	56.5	52.0
4:10:21	55.0		57.0	52.0
4:15:21	55.2		57.0	52.0
4:20:21	55.6	55.4	57.5	52.0
4:25:21	55.5		57.5	52.5
4:30:21	55.5		57.0	52.0
4:35:21	55.3	55.3	58.0	52.5
4:40:21	55.1		57.0	52.5
4:45:21	55.5		57.5	53.0
4:50:21	55.6	55.4	57.0	52.5
4:55:21	55.1		57.0	52.5
5:00:21	55.0		57.0	52.0
5:05:21	55.4	55.2	57.5	52.0
5:10:21	55.2		57.0	52.5
5:15:21	55.8		58.0	53.0
5:20:21	55.4	55.6	57.0	52.5
5:25:21	55.6		58.0	52.5
5:30:21	55.7		57.5	52.5
5:35:21	55.1	55.6	57.0	52.0
5:40:21	56.0		59.0	52.0
5:45:21	55.8		58.0	52.5
5:50:21	55.4	55.8	57.0	52.5
5:55:21	56.1		58.5	52.5
6:00:21	56.3		59.0	52.5
6:05:21	55.8	56.0	58.5	52.5
6:10:21	56.0		59.0	52.5
6:15:21	56.3		59.0	53.0
6:20:21	56.4	56.5	59.5	52.5
6:25:21	56.8		60.0	53.0
6:30:21	57.5		60.5	53.0
6:35:21	58.2	58.0	61.5	54.0
6:40:21	58.2		61.5	53.5
6:45:21	59.7		63.0	54.5
6:50:21	59.2	59.3	62.0	54.5
6:55:21	58.9		61.5	55.0
7:00:21	59.9		62.5	55.5
7:05:21	60.5		63.0	55.5
7:10:21	59.7	60.6	62.5	55.0
7:15:21	61.1		64.0	56.5
7:20:21	60.9		63.5	56.5
7:25:21	61.2		63.5	57.0
7:30:21	62.0		64.5	57.0
7:35:21	61.7		64.5	57.0
7:40:21	61.9	61.9	64.5	58.0
7:45:21	61.9		64.0	57.5
7:50:21	61.9		65.0	58.0
7:55:21	61.9		64.5	57.0
8:00:21	62.1		64.5	57.0
8:05:21	62.7		65.5	58.0
8:10:21	63.5	63.2	66.0	58.0
8:15:21	63.3		66.5	58.0
8:20:21	63.7		67.0	58.5
8:25:21	63.7		66.0	58.5
8:30:21	62.7		66.0	58.0
8:35:21	64.0		66.5	60.0
8:40:21	64.3	65.0	67.0	60.0
8:45:21	64.2		67.0	60.5
8:50:21	65.3		69.0	60.5
8:55:21	67.6		70.0	62.5
9:00:21	66.7		69.5	61.0
9:05:21	66.0		69.0	61.0
9:10:21	66.4	66.3	68.5	61.5
9:15:21	65.6		68.5	60.0
9:20:21	66.9		69.5	63.0
9:25:21	66.1		68.5	61.0
9:30:21	66.3		69.0	62.0
9:35:21	66.1		68.5	62.0
9:40:21	67.3	66.6	69.0	63.5
9:45:21	67.2		69.5	62.5
9:50:21	66.5		68.5	62.5
9:55:21	65.8		68.0	62.5
10:00:21	65.3		67.5	62.0
10:05:21	65.3		67.5	61.5
10:10:21	66.4	65.6	68.0	63.0
10:15:21	65.6		68.0	62.5
10:20:21	65.5		68.0	61.0
10:25:21	65.4		67.5	62.0
10:30:21	65.2		67.5	62.0
10:35:21	64.9		67.0	61.0
10:40:21	64.7	65.0	67.0	61.0
10:45:21	64.9		67.5	61.0
10:50:21	65.0		67.5	61.0
10:55:21	65.0		67.5	61.0
11:00:21	65.3		67.5	61.5
11:05:21	64.6		67.0	60.5
11:10:21	65.1	65.0	67.0	61.0
11:15:21	65.7		68.0	62.0
11:20:21	64.9		67.5	60.5
11:25:21	64.5		67.5	59.5
11:30:21	65.5		68.5	61.0
11:35:21	65.2		68.0	60.0
11:40:21	64.6	64.9	68.0	59.5
11:45:21	64.9		67.5	59.5

Tuesday 6/11/2018

Time	LAeq	LAeq (30/15min)	LAF10	LAF90
0:02:51	58.5		61.5	53.5
0:07:51	57.1	57.4	60.0	52.5
0:12:51	56.5		59.0	52.0
0:17:51	56.4		59.5	53.0
0:22:51	57.5	56.8	61.0	53.0
0:27:51	56.3		59.0	52.0
0:32:51	55.3		57.5	52.0
0:37:51	56.3	55.2	58.5	51.5
0:42:51	53.7		55.5	51.5
0:47:51	54.9		58.0	52.0
0:52:51	55.4	54.9	57.5	52.0
0:57:51	54.2		55.5	52.0
1:02:51	54.6		57.0	51.5
1:07:51	55.5	55.4	58.0	52.0
1:12:51	55.9		59.0	52.5
1:17:51	55.5		58.5	51.5
1:22:51	56.0	55.8	58.5	52.0
1:27:51	55.8		58.5	52.5
1:32:51	54.8		56.0	52.0
1:37:51	57.9	56.1	61.5	52.5
1:42:51	55.0		57.0	52.0
1:47:51	55.5		58.5	52.0
1:52:51	56.2	56.1	59.0	51.5
1:57:51	56.6		59.0	52.0
2:02:51	56.4		59.5	52.0
2:07:51	56.2	55.8	58.5	53.0
2:12:51	54.6		56.0	52.0
2:17:51	55.1		58.0	52.0
2:22:51	53.4	54.2	55.5	51.0
2:27:51	53.9		56.0	51.5
2:32:51	55.5		58.0	52.0
2:37:51	57.9	56.3	57.0	51.5
2:42:51	54.9		57.0	51.5
2:47:51	53.3		54.0	51.5
2:52:51	54.6	54.4	55.5	51.5
2:57:51	55.2		56.5	51.0
3:02:51	54.5		56.5	51.5
3:07:51	53.6	53.9	55.5	51.0
3:12:51	53.6		55.0	51.0
3:17:51	53.9		55.5	51.5
3:22:51	54.6	54.1	57.0	51.5
3:27:51	53.9		55.5	51.5
3:32:51	53.1		54.5	51.0
3:37:51	53.7	53.6	55.0	51.5
3:42:51	53.9		55.0	51.5
3:47:51	52.6		53.5	51.0
3:52:51	53.2	53.2	54.5	51.0
3:57:51	53.7		55.5	51.0
4:02:51	54.0		56.0	51.5
4:07:51	55.4	54.8	58.5	52.0
4:12:51	54.8		57.0	51.5
4:17:51	53.6		55.0	51.5
4:22:51	54.5	53.9	56.5	51.5
4:27:51	53.6		55.0	51.5
4:32:51	53.4		55.0	51.0
4:37:51	52.9	53.3	54.0	51.0
4:42:51	53.5		55.0	51.5
4:47:51	54.4		57.0	51.0
4:52:51	56.0	54.6	59.0	52.0
4:57:51	52.9		54.5	51.0
5:02:51	53.6		54.5	51.5
5:07:51	54.5	54.5	56.0	52.0
5:12:51	55.3		57.5	52.0
5:17:51	56.9		59.5	53.0
5:22:51	54.2	55.4	55.5	51.5
5:27:51	54.7		57.5	52.0
5:32:51	56.5		59.5	52.5
5:37:51	56.8	56.3	59.0	52.0
5:42:51	55.5		58.0	52.0
5:47:51	56.3		59.5	52.0
5:52:51	54.8	56.0	57.0	52.0
5:57:51	56.6		59.5	52.0
6:02:51	55.6		57.5	51.5
6:07:51	55.5	55.7	58.0	52.0
6:12:51	55.9		58.0	52.5
6:17:51	55.7		59.5	51.5
6:22:51	57.3	56.5	60.0	53.5
6:27:51	56.5		59.5	52.0
6:32:51	59.2		61.5	52.5
6:37:51	59.0	58.5	62.5	52.5
6:42:51	56.9		60.5	52.5
6:47:51	58.9		62.0	55.0
6:52:51	59.3	58.9	61.5	54.5
6:57:51	58.6		62.0	53.0
7:02:51	59.4		62.5	55.0
7:07:51	60.5		64.0	55.0
7:12:51	60.8	60.4	63.5	56.5
7:17:51	60.3		63.5	55.5
7:22:51	59.6		63.0	55.0
7:27:51	61.4		64.0	56.5
7:32:51	61.9		64.5	58.0
7:37:51	61.8		64.5	56.5
7:42:51	62.5	62.2	65.0	58.0
7:47:51	61.9		65.0	56.5
7:52:51	63.1		65.0	59.5
7:57:51	61.8		64.5	57.5
8:02:51	63.4		66.0	57.0
8:07:51	63.5		65.5	57.5
8:12:51	62.9	64.6	66.0	57.5
8:17:51	67.3		68.5	59.0
8:22:51	63.9		67.5	57.5
8:27:51	65.0		68.0	58.5
8:32:51	63.9		66.5	59.0
8:37:51	64.4		67.5	59.5
8:42:51	64.3	64.4	67.0	59.0
8:47:51	64.4		67.5	58.5
8:52:51	64.6		68.0	59.0
8:57:51	64.8		67.5	60.0
9:02:51	65.0		68.0	60.0
9:07:51	63.1		65.5	59.0
9:12:51	65.2	64.9	68.0	60.5
9:17:51	65.4		66.0	59.5
9:22:51	64.9		67.5	60.0
9:27:51	65.3		67.0	60.0
9:32:51	65.0		67.5	60.5
9:37:51	65.0		67.5	60.0
9:42:51	63.8	64.8	66.5	60.0
9:47:51	65.2		67.5	61.5
9:52:51	64.7		67.0	60.0
9:57:51	65.2		68.0	60.5
10:02:51	64.9		67.5	61.0
10:07:51	64.9		67.5	60.0
10:12:51	65.4	65.2	68.0	61.0
10:17:51	65.4		68.0	60.5
10:22:51	65.2		67.5	61.0
10:27:51	65.2		68.0	61.5
10:32:51	66.0		68.0	62.5
10:37:51	65.8		68.0	61.5
10:42:51	65.6	65.7	68.5	61.5
10:47:51	65.3		67.5	61.5
10:52:51	65.3		67.5	61.5
10:57:51	66.0		68.0	62.5
11:02:51	64.7		67.5	60.5
11:07:51	66.1		68.5	62.0
11:12:51	65.8	65.3	69.0	60.5
11:17:51	64.3		67.0	60.5
*11:19:03	63.2		66.5	59.0
11:32:48	65.2		68.5	61.0
11:37:48	65.5		68.5	60.5
11:42:48	65.9		68.5	60.0
11:47:48	65.4		68.5	60.5
11:52:48	65.1		68.5	58.0

Wednesday 7/11/2018

Time	LAeq	LAeq (30/15min)	LAF10	LAF90
23:57:48	57.9		61.0	53.0
0:02:48	56.3	57.4	59.5	52.5
0:07:48	57.8		61.0	53.0
0:12:48	56.9		60.0	52.0
0:17:48	56.4	57.4	58.5	53.0
0:22:48	58.5		62.0	53.5
0:27:48	56.5		60.0	53.0
0:32:48	56.5	56.6	59.0	53.0
0:37:48	56.7		59.5	53.0
0:42:48	57.1		60.0	53.5
0:47:48	56.3	57.1	59.0	52.5
0:52:48	57.8		60.5	54.5
0:57:48	56.3		58.5	53.5
1:02:48	56.8	56.2	59.0	54.0
1:07:48	55.3		57.0	53.5
1:12:48	56.2		58.5	53.0
1:17:48	56.1	56.2	58.5	53.5
1:22:48	56.3		58.0	53.5
1:27:48	56.3		59.0	52.5
1:32:48	57.0	56.6	59.5	53.0
1:37:48	56.4		59.0	53.0
1:42:48	54.5		56.5	52.0
1:47:48	55.3	55.2	58.0	52.5
1:52:48	55.6		58.0	52.0
1:57:48	56.1		58.5	52.5
2:02:48	56.0	55.6	59.0	53.0
2:07:48	54.4		55.5	52.0
2:12:48	57.3		60.5	52.5
2:17:48	55.3	55.7	57.5	52.0
2:22:48	53.7		55.0	51.5
2:27:48	54.4		56.0	52.0
2:32:48	54.6	54.2	56.0	52.5
2:37:48	53.5		54.5	51.5
2:42:48	56.3		59.0	52.5
2:47:48	55.9	56.3	58.0	52.0
2:52:48	56.7		61.0	52.0
2:57:48	54.5		57.0	51.5
3:02:48	55.5	54.7	58.0	52.0
3:07:48	53.9		55.5	52.0
3:12:48	56.0		57.5	52.0
3:17:48	55.7	55.4	59.0	52.5
3:22:48	54.5		55.5	52.0
3:27:48	54.7		56.5	52.0
3:32:48	53.9	54.2	55.0	52.0
3:37:48	53.8		54.5	51.5
3:42:48	53.8		54.5	51.5
3:47:48	54.6	54.5	56.5	52.0
3:52:48	54.9		57.0	52.0
3:57:48	55.3		56.5	52.0
4:02:48	55.6	55.0	58.5	52.5
4:07:48	54.1		55.5	52.0
4:12:48	55.5		58.0	52.5
4:17:48	55.3	55.2	57.0	52.0
4:22:48	54.7		56.0	52.5
4:27:48	54.1		55.0	52.0
4:32:48	53.7	54.3	55.5	51.5
4:37:48	54.9		56.5	52.5
4:42:48	56.5		59.5	52.0
4:47:48	55.8	56.0	57.5	52.5
4:52:48	55.8		58.5	52.5
4:57:48	55.7		55.5	52.0
5:02:48	54.4	55.1	56.0	52.5
5:07:48	55.1		57.5	52.5
5:12:48	55.5		58.0	52.5
5:17:48	56.1	55.5	57.0	52.0
5:22:48	54.9		57.0	52.0
5:27:48	56.7		59.5	52.5
5:32:48	55.7	56.0	58.5	52.5
5:37:48	55.4		57.5	52.5
5:42:48	54.8		55.5	52.0
5:47:48	54.5	55.2	56.0	52.0
5:52:48	56.2		59.0	52.5
5:57:48	54.7		57.5	52.0
6:02:48	54.5	55.5	56.0	52.5
6:07:48	56.8		59.5	52.5
6:12:48	55.3		57.5	52.5
6:17:48	57.3	56.8	60.5	53.5
6:22:48	57.6		61.5	53.5
6:27:48	58.1		61.0	53.5
6:32:48	58.1	58.2	61.5	54.0
6:37:48	58.3		62.5	53.5
6:42:48	58.2		61.0	53.5
6:47:48	59.1	59.0	62.5	54.0
6:52:48	59.7		63.0	54.5
6:57:48	59.3		63.0	54.0
7:02:48	61.2		64.5	55.0
7:07:48	61.2	60.8	64.0	56.0
7:12:48	61.5		64.5	56.0
7:17:48	59.8		63.0	55.0
7:22:48	61.1		64.0	56.0
7:27:48	61.1		64.0	56.0
7:32:48	60.7		63.5	56.0
7:37:48	63.5	62.4	65.5	56.5
7:42:48	62.3		65.5	57.5
7:47:48	63.6		66.0	58.0
7:52:48	62.6		65.5	57.5
7:57:48	61.8		65.0	57.5
8:02:48	62.8		65.0	58.0
8:07:48	63.2	63.7	65.5	58.5
8:12:48	64.2		67.0	59.5
8:17:48	64.3		67.0	58.5
8:22:48	65.1		68.5	60.0
8:27:48	64.9		67.5	60.5
8:32:48	64.2		67.0	59.5
8:37:48	64.7	64.7	67.5	59.5
8:42:48	64.3		67.0	60.0
8:47:48	64.6		67.5	60.0
8:52:48	65.6		69.0	60.0
8:57:48	64.1		66.5	60.0
9:02:48	64.8		67.0	61.0
9:07:48	70.5	66.5	72.0	62.5
9:12:48	64.9		67.0	61.0
9:17:48	65.2		67.5	61.0
9:22:48	65.2		68.0	60.5
9:27:48	66.1		68.0	61.5
9:32:48	65.9		68.0	62.0
9:37:48	65.8	66.1	68.5	61.5
9:42:48	65.8		68.5	61.5
9:47:48	66.0		68.5	61.5
9:52:48	66.7		69.5	62.5
9:57:48	65.7		68.0	62.0
10:02:48	66.7		68.5	63.0
10:07:48	66.4	65.5	68.5	62.5
10:12:48	64.5		67.0	60.5
10:17:48	64.7		66.5	61.0
10:22:48	64.4		66.5	61.0
10:27:48	65.6		68.0	61.0
10:32:48	67.8		69.5	61.5
10:37:48	65.1	66.1	68.0	61.0
10:42:48	65.6		69.0	60.5
10:47:48	66.3		68.5	61.0
10:52:48	65.5		68.5	61.0
10:57:48	66.3		68.0	62.5
11:02:48	65.7		68.0	62.0
11:07:48	65.9	65.9	69.0	61.0
11:12:48	65.9		68.5	61.5
11:17:48	65.0		67.5	61.0
11:22:48	66.2		69.0	60.5
11:27:48	64.7		67.5	60.0
11:32:48	64.5		67.0	60.0
11:37:48	65.7	64.9	68.5	60.0
11:42:48	65.0		68.0	59.5
11:47:48	64.5		67.0	60.5

Thursday 8/11/2018

Time	LAeq	LAeq (30/15min)	LAF10	LAF90
23:50:05	57.1		60.5	53.0
23:55:05	55.0	56.7	56.5	53.0
0:00:05	57.5		60.0	53.0
0:05:05	56.2		59.0	53.0
0:10:05	56.1	56.0	59.0	52.5
0:15:05	55.7		58.5	52.5
0:20:05	56.0		59.0	53.0
0:25:05	57.1	56.3	61.0	53.0
0:30:05	55.8		58.5	52.5
0:35:05	56.1		58.5	52.5
0:40:05	57.3	56.4	60.0	53.0
0:45:05	55.8		58.0	53.0
0:50:05	55.5		58.5	52.5
0:55:05	55.7	55.4	57.5	52.5
1:00:05	55.1		57.0	52.5
1:05:05	58.1		56.5	52.5
1:10:05	55.6	57.3	58.5	52.5
1:15:05	57.7		60.5	53.0
1:20:05	55.2		57.0	52.0
1:25:05	54.8	54.9	56.0	52.5
1:30:05	54.7		57.0	52.0
1:35:05	55.0		56.5	52.0
1:40:05	54.7	55.2	57.0	52.0
1:45:05	55.7		59.0	52.0
1:50:05	55.8		57.5	52.5
1:55:05	54.5	56.4	57.0	52.0
2:00:05	58.1		60.0	52.5
2:05:05	57.2		60.5	52.5
2:10:05	55.8	56.7	59.0	52.0
2:15:05	56.9		59.0	53.0
2:20:05	54.7		57.5	52.0
2:25:05	54.8	54.5	57.0	52.0
2:30:05	54.1		55.0	52.0
2:35:05	55.1		57.0	53.0
2:40:05	55.6	55.2	58.0	52.5
2:45:05	54.8		57.0	52.0
2:50:05	55.8		58.5	52.0
2:55:05	53.3	54.7	54.5	51.5
3:00:05	54.7		56.5	52.0
3:05:05	55.7		56.5	52.5
3:10:05	55.0	55.7	56.5	52.0
3:15:05	56.2		58.5	53.0
3:20:05	54.3		56.0	52.0
3:25:05	56.2	54.9	58.0	52.0
3:30:05	54.0		55.5	52.0
3:35:05	53.9		55.0	52.0
3:40:05	53.7	54.2	54.5	52.0
3:45:05	54.8		57.0	52.0
3:50:05	55.7		58.5	52.0
3:55:05	55.9	55.3	59.0	52.5
4:00:05	53.9		56.0	52.0
4:05:05	53.9		55.0	52.0
4:10:05	54.8	54.3	56.5	52.5
4:15:05	54.0		55.5	52.5
4:20:05	55.2		56.5	52.5
4:25:05	55.2	55.0	57.0	52.0
4:30:05	54.6		55.5	52.5
4:35:05	54.2		55.5	52.5
4:40:05	55.3	55.1	57.5	52.5
4:45:05	55.7		58.5	52.5
4:50:05	54.2		55.0	52.5
4:55:05	55.1	54.6	57.5	52.5
5:00:05	54.6		56.5	52.5
5:05:05	55.4		57.0	53.0
5:10:05	54.7	55.1	56.5	53.0
5:15:05	55.3		57.5	52.0
5:20:05	55.8		58.0	52.5
5:25:05	54.0	54.8	55.5	52.5
5:30:05	54.4		56.0	52.5
5:35:05	56.3		59.5	52.5
5:40:05	55.2	56.0	57.0	52.0
5:45:05	56.4		58.0	52.5
5:50:05	55.7		58.0	52.5
5:55:05	55.3	55.6	57.0	53.0
6:00:05	55.7		58.0	53.0
6:05:05	56.5		59.0	53.5
6:10:05	58.0	57.5	60.5	53.5
6:15:05	57.8		60.5	53.5
6:20:05	56.4		59.5	53.0
6:25:05	56.4	57.3	59.0	53.5
6:30:05	58.7		62.0	54.0
6:35:05	58.8		62.0	55.5
6:40:05	60.9	62.2	64.5	56.5
6:45:05	64.7		64.0	56.0
6:50:05	60.7		63.0	56.5
6:55:05	61.1	60.7	64.0	56.0
7:00:05	60.4		63.5	56.5
7:05:05	60.9		64.0	56.5
7:10:05	62.1		64.5	58.0
7:15:05	61.0	61.6	63.5	56.5
7:20:05	60.6		63.5	56.5
7:25:05	62.7		65.5	57.5
7:30:05	62.0		64.0	57.5
7:35:05	61.9		65.0	57.5
7:40:05	62.7		65.5	59.0
7:45:05	62.9	64.1	65.5	58.5
7:50:05	63.8		66.0	59.0
7:55:05	67.6		68.5	60.0
8:00:05	62.9		65.5	59.0
8:05:05	63.2		65.5	59.0
8:10:05	63.6		66.5	59.0
8:15:05	64.5	64.2	68.0	59.0
8:20:05	64.9		68.5	59.5
8:25:05	64.8		68.0	60.0
8:30:05	64.2		67.0	60.0
8:35:05	66.9		68.0	61.0
8:40:05	65.1		67.5	60.0
8:45:05	64.9	65.5	67.0	60.0
8:50:05	65.2		67.5	61.0
8:55:05	65.0		68.5	60.0
9:00:05	65.4		68.0	61.0
9:05:05	65.3		67.5	61.5
9:10:05	65.4		68.0	61.5
9:15:05	65.2	65.5	67.5	61.5
9:20:05	65.2		68.0	61.5
9:25:05	66.2		68.5	63.0
9:30:05	65.4		67.5	61.5
9:35:05	65.6		67.5	62.5
9:40:05	65.3		67.5	62.5
9:45:05	65.2	65.5	67.5	60.5
9:50:05	66.0		68.5	61.0
9:55:05	65.7		68.5	60.5
10:00:05	65.0		67.5	60.0
10:05:05	66.9		69.0	63.0
10:10:05	66.2		69.0	62.5
10:15:05	65.2	65.8	68.0	60.5
10:20:05	66.0		68.5	62.0
10:25:05	65.1		67.5	61.5
10:30:05	64.9		67.5	61.5
10:35:05	65.3		68.0	61.5
10:40:05	65.6		68.0	61.0
10:45:05	68.0	66.7	70.0	64.0
10:50:05	66.8		69.5	61.5
10:55:05	66.9		69.0	63.5
11:00:05	67.1		69.5	63.5
11:05:05	67.0		69.0	63.5
11:10:05	66.5		69.5	62.0
11:15:05	67.3	66.4	70.0	63.5
11:20:05	65.7		68.0	61.0
11:25:05	65.4		68.5	61.0
11:30:05	65.9		68.5	61.5
11:35:05	65.5		68.5	62.0
11:40:05	65.6		68.5	61.0
11:45:05	65.6		68.0	61.5

Friday 9/11/2018

Time	LAeq	LAeq (30/15min)	LAF10	LAF90
23:53:44	56.4		59.0	53.0
23:58:44	57.1	56.8	59.5	53.5
0:03:44	57.0		59.5	53.0
0:08:44	57.9		61.0	54.0
0:13:44	56.7	57.2	59.0	53.5
0:18:44	56.9		60.0	53.5
0:23:44	58.7		61.5	53.5
0:28:44	56.7	57.2	59.0	53.5
0:33:44	55.7		57.0	53.0
0:38:44	57.2		60.5	53.0
0:43:44	57.0	56.7	57.5	53.0
0:48:44	55.9		58.0	53.5
0:53:44	56.0		58.0	53.0
0:58:44	55.6	55.4	58.0	53.0
1:03:44	54.6		56.0	52.5
1:08:44	56.3		59.0	53.0
1:13:44	56.4	56.2	58.5	53.0
1:18:44	55.8		58.5	53.0
1:23:44	55.6		57.5	53.5
1:28:44	56.1	56.3	57.5	53.5
1:33:44	57.1		59.0	53.5
1:38:44	55.4		57.5	53.0
1:43:44	57.2	56.4	60.5	53.5
1:48:44	56.3		58.5	53.0
1:53:44	55.6		58.5	53.0
1:58:44	55.9	56.1	58.0	53.5
2:03:44	56.6		59.0	53.5
2:08:44	56.1		58.0	53.5
2:13:44	57.0	56.6	60.0	53.5
2:18:44	56.6		58.0	53.0
2:23:44	55.4		57.5	52.5
2:28:44	55.8	55.3	58.5	53.5
2:33:44	54.5		55.5	53.0
2:38:44	55.3		57.0	53.0
2:43:44	56.1	56.0	58.0	53.5
2:48:44	56.4		58.0	53.0
2:53:44	55.7		58.0	53.5
2:58:44	55.7	55.3	56.5	53.0
3:03:44	54.5		55.5	52.5
3:08:44	54.6		56.0	52.5
3:13:44	55.6	55.5	58.0	52.5
3:18:44	56.1		58.0	53.0
3:23:44	55.4		57.5	53.0
3:28:44	54.9	54.9	56.5	52.5
3:33:44	54.5		55.5	52.5
3:38:44	54.4		55.5	52.5
3:43:44	56.2	55.1	59.0	52.5
3:48:44	54.6		56.5	52.0
3:53:44	56.0		58.5	53.0
3:58:44	55.4	55.4	58.0	52.5
4:03:44	54.6		55.5	52.0
4:08:44	55.8		59.0	52.5
4:13:44	54.9	55.5	57.0	52.5
4:18:44	55.6		58.0	52.5
4:23:44	54.5		55.5	52.5
4:28:44	54.7	54.6	55.5	52.5
4:33:44	54.5		55.5	53.0
4:38:44	54.8		56.0	53.0
4:43:44	55.7	55.8	58.0	53.0
4:48:44	56.8		59.5	53.0
4:53:44	54.9		56.5	53.0
4:58:44	54.7	55.4	56.0	53.0
5:03:44	56.4		59.0	53.5
5:08:44	58.6		61.5	54.0
5:13:44	55.5	56.9	57.0	53.0
5:18:44	56.0		57.5	53.0
5:23:44	55.5		57.5	52.5
5:28:44	55.7	55.6	58.5	53.0
5:33:44	55.7		57.5	53.0
5:38:44	55.7		57.5	53.0
5:43:44	57.6	56.9	60.5	53.5
5:48:44	57.2		60.0	54.0
5:53:44	57.0		59.5	54.0
5:58:44	56.6	56.5	60.0	53.5
6:03:44	55.9		58.5	53.5
6:08:44	57.1		60.0	53.0
6:13:44	58.4	58.4	62.0	53.5
6:18:44	59.5		61.5	54.0
6:23:44	56.9		59.5	53.5
6:28:44	57.8	57.9	61.0	54.0
6:33:44	58.7		62.0	54.5
6:38:44	58.5		61.5	54.5
6:43:44	59.0	58.8	62.5	55.0
6:48:44	58.9		62.0	55.0
6:53:44	60.8		64.0	56.0
6:58:44	60.4	60.8	63.5	55.0
7:03:44	61.2		63.5	55.0
7:08:44	61.4		64.0	56.5
7:13:44	60.8		64.0	56.5
7:18:44	61.0	61.4	63.5	57.0
7:23:44	61.5		65.0	57.0
7:28:44	62.1		64.5	57.5
7:33:44	61.6		64.5	56.5
7:38:44	62.8		65.5	59.0
7:43:44	61.9		64.5	57.5
7:48:44	63.1	62.5	66.0	58.0
7:53:44	62.3		65.0	58.0
7:58:44	62.8		65.5	57.5
8:03:44	62.2		65.0	57.0
8:08:44	62.1		65.0	58.0
8:13:44	64.6		67.5	59.0
8:18:44	64.7	64.1	67.0	59.0
8:23:44	64.1		67.5	58.5
8:28:44	63.8		67.5	58.5
8:33:44	64.8		67.5	59.5
8:38:44	64.8		67.5	60.0
8:43:44	65.5		68.5	60.5
8:48:44	64.7	65.4	67.5	60.0
8:53:44	63.9		67.5	59.0
8:58:44	67.4		68.5	61.0
9:03:44	65.4		68.0	61.0
9:08:44	64.9		67.5	60.5
9:13:44	65.3		67.5	60.5
9:18:44	65.5	65.1	68.5	60.5
9:23:44	64.7		67.5	60.0
9:28:44	64.5		67.0	60.0
9:33:44	65.8		68.0	61.5
9:38:44	65.2		67.5	61.5
9:43:44	65.0		67.0	62.0
9:48:44	67.7	66.2	69.0	63.0
9:53:44	66.6		68.5	64.0
9:58:44	66.1		69.0	62.5
10:03:44	66.3		69.5	62.0
10:08:44	65.1		67.5	62.0
10:13:44	67.1		69.5	64.0
10:18:44	68.2	66.8	70.5	65.0
10:23:44	66.6		69.5	62.0
10:28:44	67.0		69.0	63.0
10:33:44	65.9		68.0	62.5
10:38:44	66.2		68.0	62.5
10:43:44	66.1		68.5	63.0
10:48:44	65.6	65.6	68.0	62.0
10:53:44	64.1		66.5	60.0
10:58:44	65.3		67.5	61.5
11:03:44	65.8		68.0	61.5
11:08:44	65.7		68.0	61.5
11:13:44	66.0		68.5	61.5
11:18:44	65.8	65.4	68.5	60.5
11:23:44	65.1		67.5	61.5
11:28:44	65.4		68.0	61.0
11:33:44	64.4		67.5	59.5
11:38:44	65.1		68.0	60.0
11:43:44	64.6		67.0	60.0
11:48:44	64.2		67.5	59.0

Saturday 10/11/2018

Time	LAeq	LAeq (30/15min)	LAF10	LAF90
23:58:03	58.2		61.0	55.0
0:03:03	58.2	58.3	61.5	54.5
0:08:03	58.4		61.0	54.5
0:13:03	57.2		60.5	53.5
0:18:03	58.5	57.7	61.5	54.0
0:23:03	57.2		59.5	53.5
0:28:03	57.5		60.5	53.5
0:33:03	56.8	57.2	59.5	53.0
0:38:03	57.2		60.5	53.0
0:43:03	55.9		58.0	53.0
0:48:03	58.1	57.6	61.0	54.0
0:53:03	58.4		61.5	54.0
0:58:03	57.2		59.5	54.0
1:03:03	56.5	56.6	58.0	53.5
1:08:03	56.0		58.5	53.0
1:13:03	58.2		60.5	53.5
1:18:03	56.2	57.4	58.5	53.0
1:23:03	57.5		60.0	53.5
1:28:03	58.3		61.5	54.5
1:33:03	58.4	58.0	61.0	54.5
1:38:03	57.1		59.5	53.5
1:43:03	56.3		59.0	53.0
1:48:03	56.4	57.3	58.5	53.5
1:53:03	58.8		61.0	53.5
1:58:03	56.6		58.5	53.5
2:03:03	58.1	57.8	61.0	54.0
2:08:03	58.6		61.5	54.0
2:13:03	56.2		59.5	52.5
2:18:03	56.9	56.5	59.5	53.5
2:23:03	56.3		58.5	53.0
2:28:03	55.8		58.0	52.5
2:33:03	56.1	55.7	58.5	53.0
2:38:03	55.2		57.0	53.0
2:43:03	56.9		59.0	53.0
2:48:03	57.0	56.9	59.0	53.0
2:53:03	56.7		59.5	53.5
2:58:03	57.4		60.0	53.5
3:03:03	57.3	57.1	60.0	54.0
3:08:03	56.4		58.5	54.0
3:13:03	55.9		58.0	52.5
3:18:03	56.0	56.0	57.5	53.0
3:23:03	56.1		58.0	53.0
3:28:03	56.9		58.5	53.5
3:33:03	56.5	56.4	59.0	53.0
3:38:03	55.6		57.0	53.5
3:43:03	56.1		57.5	53.0
3:48:03	55.8	56.0	58.5	52.5
3:53:03	56.2		59.0	53.0
3:58:03	55.2		57.0	52.5
4:03:03	54.3	54.7	55.5	52.0
4:08:03	54.7		57.5	52.0
4:13:03	55.9		58.0	52.5
4:18:03	56.6	56.5	58.5	52.5
4:23:03	57.0		59.5	53.0
4:28:03	55.8		57.5	52.5
4:33:03	57.3	56.3	60.5	53.5
4:38:03	55.6		57.0	53.0
4:43:03	57.4		60.0	54.0
4:48:03	56.9	56.6	58.0	53.0
4:53:03	55.2		57.0	52.5
4:58:03	55.8		57.5	53.0
5:03:03	56.2	55.9	58.0	53.0
5:08:03	55.8		58.0	53.0
5:13:03	56.5		58.5	53.5
5:18:03	55.5	56.1	57.0	52.5
5:23:03	56.2		58.5	53.0
5:28:03	56.3		58.5	53.0
5:33:03	54.8	56.2	57.0	52.0
5:38:03	57.1		60.0	52.5
5:43:03	57.2		60.0	52.5
5:48:03	55.4	56.1	56.5	52.5
5:53:03	55.3		57.5	53.0
5:58:03	57.3		60.0	53.0
6:03:03	57.1	56.9	60.0	53.0
6:08:03	56.2		59.0	53.0
6:13:03	57.1		60.5	53.5
6:18:03	55.4	56.7	57.5	52.5
6:23:03	57.3		60.0	53.0
6:28:03	57.4		61.0	53.0
6:33:03	57.8	58.2	61.0	54.0
6:38:03	59.2		62.5	54.5
6:43:03	61.4		64.5	55.5
6:48:03	58.8	59.7	62.5	54.5
6:53:03	58.4		61.0	54.5
6:58:03	60.1		62.5	56.0
7:03:03	61.8		64.5	56.0
7:08:03	60.4	61.2	63.5	56.0
7:13:03	61.9		64.5	57.0
7:18:03	61.3		64.5	56.5
7:23:03	61.3		64.5	56.5
7:28:03	63.1		65.5	57.5
7:33:03	62.5		65.5	57.0
7:38:03	61.8	62.6	64.5	57.0
7:43:03	62.6		65.5	56.5
7:48:03	62.8		65.5	58.5
7:53:03	62.6		65.5	57.5
7:58:03	63.7		66.5	58.0
8:03:03	62.1		65.0	57.5
8:08:03	63.2	63.9	66.5	58.0
8:13:03	64.8		68.0	59.5
8:18:03	65.2		68.5	59.5
8:23:03	63.7		66.5	59.5
8:28:03	64.3		67.0	59.5
8:33:03	65.1		68.0	60.0
8:38:03	64.7	65.2	67.0	60.5
8:43:03	65.4		68.5	61.0
8:48:03	66.0		68.5	61.0
8:53:03	65.6		68.0	61.5
8:58:03	65.4		68.5	60.5
9:03:03	64.8		67.5	60.5
9:08:03	64.6	64.8	67.0	61.0
9:13:03	65.0		67.5	60.0
9:18:03	64.7		68.0	60.0
9:23:03	64.0		66.5	60.0
9:28:03	65.8		68.5	61.0
9:33:03	65.6		68.0	61.0
9:38:03	66.2	66.0	68.5	63.0
9:43:03	66.6		69.0	61.5
9:48:03	65.8		68.0	62.0
9:53:03	66.2		68.5	62.0
9:58:03	66.0		68.0	62.5
10:03:03	66.1		68.0	62.5
10:08:03	67.2	66.3	68.5	61.5
10:13:03	66.5		69.0	62.5
10:18:03	65.8		68.0	62.5
10:23:03	65.8		68.0	62.0
10:28:03	66.5		68.5	63.5
10:33:03	65.2		67.5	60.5
10:38:03	65.2	65.8	68.0	61.0
10:43:03	65.5		68.0	60.5
10:48:03	66.1		68.5	62.0
10:53:03	65.9		68.0	61.5
10:58:03	65.5		67.5	61.5
11:03:03	65.3		68.5	60.0
11:08:03	65.1	65.5	67.5	60.5
11:13:03	66.1		69.0	61.5
11:18:03	65.9		68.5	61.5
11:23:03	65.3		68.0	61.5
11:28:03	66.5		69.0	62.5
11:33:03	65.0		68.0	60.5
11:38:03	64.4	65.1	67.5	60.0
11:43:03	65.6		68.0	61.0
11:48:03	64.0		67.0	58.0

Sunday 11/11/2018

Time	LAeq	LAeq (30/15min)	LAF10	LAF90
0:01:51	57.2		60.5	53.0
0:06:51	55.8	56.6	58.5	53.0
0:11:51	56.6		59.0	52.5
0:16:51	55.7		58.5	52.5
0:21:51	56.1	56.4	59.0	52.5
0:26:51	57.2		60.5	53.0
0:31:51	57.8		61.5	52.5
0:36:51	55.4	56.6	58.0	52.5
0:41:51	56.1		58.0	53.0
0:46:51	56.9		60.0	52.5
0:51:51	56.6	56.9	59.0	53.5
0:56:51	57.1		59.5	53.0
1:01:51	55.7		57.0	52.5
1:06:51	56.0	56.2	58.5	52.5
1:11:51	56.8		60.0	53.0
1:16:51	55.3		57.0	53.0
1:21:51	57.4	56.3	60.5	53.0
1:26:51	55.8		59.0	52.5
1:31:51	58.0		60.5	53.5
1:36:51	58.7	57.8	59.5	53.0
1:41:51	56.5		59.5	52.5
1:46:51	54.2		55.5	52.0
1:51:51	56.0	56.0	58.5	52.5
1:56:51	57.3		59.5	53.0
2:01:51	56.1		59.0	52.5
2:06:51	56.8	56.2	59.0	53.0
2:11:51	55.6		58.5	52.5
2:16:51	55.3		58.0	52.0
2:21:51	54.8	55.1	56.5	52.5
2:26:51	55.2		57.0	52.5
2:31:51	56.3		59.5	53.0
2:36:51	54.7	55.4	56.0	53.0
2:41:51	55.1		57.0	52.5
2:46:51	55.5		56.5	53.0
2:51:51	56.2	55.5	58.5	53.0
2:56:51	54.5		55.5	52.5
3:01:51	54.2		55.0	52.5
3:06:51	54.2	54.7	55.5	52.5
3:11:51	55.5		57.0	52.5
3:16:51	54.1		55.0	52.5
3:21:51	54.9	54.5	57.0	52.5
3:26:51	54.4		55.0	52.0
3:31:51	53.5		54.5	52.0
3:36:51	54.2	53.7	55.0	52.5
3:41:51	53.3		54.0	52.0
3:46:51	54.4		55.5	52.0
3:51:51	53.1	54.0	54.0	52.0
3:56:51	54.5		56.0	52.0
4:01:51	54.6		56.0	52.5
4:06:51	56.0	55.3	58.5	52.5
4:11:51	55.2		56.0	52.5
4:16:51	54.9		55.0	52.0
4:21:51	54.4	54.4	55.5	52.5
4:26:51	53.8		55.0	52.0
4:31:51	53.9		55.0	52.0
4:36:51	53.8	54.2	55.0	52.5
4:41:51	54.7		56.5	52.5
4:46:51	55.2		57.0	52.5
4:51:51	55.1	55.2	56.5	53.0
4:56:51	55.2		57.0	52.5
5:01:51	54.2		55.0	52.5
5:06:51	54.7	54.8	56.0	53.0
5:11:51	55.3		57.0	53.0
5:16:51	55.3		58.5	52.5
5:21:51	55.6	56.1	58.0	53.0
5:26:51	57.2		59.5	53.5
5:31:51	56.4		58.0	53.0
5:36:51	55.5	55.9	57.5	52.5
5:41:51	55.6		57.5	52.5
5:46:51	56.1		58.0	52.5
5:51:51	55.4	56.0	57.5	52.5
5:56:51	56.3		59.0	53.0
6:01:51	55.1		57.0	52.0
6:06:51	56.8	56.2	59.0	53.5
6:11:51	56.4		58.5	52.5
6:16:51	56.6		59.5	53.5
6:21:51	55.5	56.1	57.5	53.0
6:26:51	56.1		58.0	53.0
6:31:51	56.7		59.0	53.5
6:36:51	58.2	57.2	61.5	54.0
6:41:51	56.5		59.5	53.0
6:46:51	57.4		60.0	54.0
6:51:51	57.5	57.9	61.0	53.5
6:56:51	58.8		61.0	53.5
7:01:51	58.2		61.5	53.5
7:06:51	58.1	58.8	61.0	54.5
7:11:51	59.9		62.5	55.0
7:16:51	58.1		61.0	54.5
7:21:51	59.6	59.0	63.0	55.0
7:26:51	59.2		62.0	54.5
7:31:51	58.0		61.0	54.5
7:36:51	61.2	59.6	63.0	55.0
7:41:51	59.1		62.5	55.0
7:46:51	59.9		63.0	55.0
7:51:51	60.0	59.5	63.5	55.5
7:56:51	58.4		61.0	55.5
8:01:51	59.9		63.0	55.0
8:06:51	61.4	60.7	64.5	57.0
8:11:51	60.8		64.0	56.0
8:16:51	62.4		65.5	55.5
8:21:51	59.7	60.8	63.0	54.5
8:26:51	59.9		63.0	55.0
8:31:51	59.5		63.0	54.5
8:36:51	57.6	59.0	60.5	54.5
8:41:51	59.6		63.0	55.5
8:46:51	60.0		63.0	55.5
8:51:51	59.9	60.0	63.0	55.5
8:56:51	60.2		63.0	56.0
9:01:51	59.7		62.5	55.5
9:06:51	60.3	59.9	63.0	56.5
9:11:51	59.6		63.0	56.0
9:16:51	59.5		62.0	56.0
9:21:51	58.9	59.6	62.0	56.0
9:26:51	60.3		63.0	56.5
9:31:51	59.3		62.0	56.5
9:36:51	59.3	59.2	62.5	56.0
9:41:51	59.0		61.5	56.0
9:46:51	61.0		64.0	57.0
9:51:51	59.0	60.1	60.5	56.0
9:56:51	60.2		63.0	56.5
10:01:51	59.9		62.5	56.5
10:06:51	59.7	59.7	62.0	56.0
10:11:51	59.5		62.0	56.5
10:16:51	60.8		63.5	58.0
10:21:51	61.1	60.7	63.5	58.5
10:26:51	60.1		62.5	56.5
10:31:51	61.0		63.5	57.5
10:36:51	60.8	60.4	64.0	57.0
10:41:51	59.3		61.5	56.5
10:46:51	60.1		62.5	56.5
10:51:51	59.4	59.6	62.5	56.5
10:56:51	59.3		62.5	55.5
11:01:51	59.3		62.0	56.0
11:06:51	61.1	60.0	64.5	55.5
11:11:51	59.5		62.5	56.0
11:16:51	59.9		62.5	56.5
11:21:51	60.3	60.5	63.0	57.0
11:26:51	61.2		63.5	57.0
11:31:51	61.1		63.5	56.5
11:36:51	61.1	61.1	63.5	57.5
*11:39:35	61.1		63.5	58.5
11:53:06	61.0		63.0	57.0

Monday 12/11/2018

Time	LAeq	LAeq (30/15min)	LAF10	LAF90
23:58:06	55.3		57.0	53.0
0:03:06	54.6	55.2	56.5	52.5
0:08:06	55.6		57.0	53.5
0:13:06	57.1		60.0	54.0
0:18:06	56.6	57.5	59.5	53.5
0:23:06	58.5		61.5	53.5
0:28:06	54.4		56.0	52.5
0:33:06	56.0	56.1	58.0	52.5
0:38:06	57.5		60.5	53.0
0:43:06	55.0		57.0	52.5
0:48:06	54.0	54.9	55.0	52.5
0:53:06	55.5		58.0	52.5
0:58:06	55.4		58.0	52.5
1:03:06	54.1	54.7	55.0	52.5
1:08:06	54.6		56.5	52.5
1:13:06	55.9		58.5	53.5
1:18:06	54.3	55.0	55.5	52.5
1:23:06	54.7		56.5	52.5
1:28:06	55.2		58.0	52.5
1:33:06	54.4	55.3	56.0	52.5
1:38:06	56.1		58.5	53.0
1:43:06	57.5		61.0	53.5
1:48:06	54.7	57.1	56.5	53.0
1:53:06	58.4		61.5	53.0
1:58:06	54.4		55.0	53.0
2:03:06	56.5	55.2	59.0	53.0
2:08:06	54.5		56.0	52.5
2:13:06	55.1		55.5	52.5
2:18:06	55.2	55.0	56.5	52.5
2:23:06	54.7		56.5	52.5
2:28:06	54.2		55.0	52.5
2:33:06	54.3	54.7	56.0	52.5
2:38:06	55.4		57.5	52.5
2:43:06	55.2		57.0	53.0
2:48:06	53.6	55.5	54.0	52.5
2:53:06	57.0		59.0	52.5
2:58:06	56.4		58.5	53.0
3:03:06	55.0	55.7	56.5	53.0
3:08:06	55.7		58.5	53.0
3:13:06	55.1		57.0	52.5
3:18:06	55.2	54.9	57.0	52.5
3:23:06	54.5		55.5	52.5
3:28:06	54.8		56.5	53.0
3:33:06	54.8	54.7	56.5	52.5
3:38:06	54.5		56.0	52.5
3:43:06	54.2		55.0	52.5
3:48:06	53.8	54.0	54.5	52.5
3:53:06	53.9		55.0	52.5
3:58:06	53.8		54.5	52.0
4:03:06	54.6	54.3	57.0	52.5
4:08:06	54.6		55.5	52.5
4:13:06	55.4		58.0	52.5
4:18:06	55.8	55.8	57.5	53.0
4:23:06	56.1		57.5	53.0
4:28:06	54.5		56.0	52.5
4:33:06	54.6	54.4	55.0	52.5
4:38:06	54.1		55.0	52.5
4:43:06	54.6		56.0	52.5
4:48:06	54.5	55.0	56.0	52.5
4:53:06	55.9		58.0	53.5
4:58:06	54.6		56.0	52.5
5:03:06	55.0	55.1	57.0	52.5
5:08:06	55.6		57.5	53.0
5:13:06	55.5		58.0	52.5
5:18:06	55.6	55.6	58.0	52.0
5:23:06	55.6		57.5	52.5
5:28:06	56.1		59.0	52.5
5:33:06	55.9	55.9	58.0	52.5
5:38:06	55.7		59.0	52.5
5:43:06	56.5		59.0	52.5
5:48:06	55.3	56.1	55.5	52.0
5:53:06	56.4		59.5	53.0
5:58:06	55.9		58.0	52.5
6:03:06	56.1	56.6	58.0	53.5
6:08:06	57.6		60.5	53.0
6:13:06	56.8		60.0	53.5
6:18:06	55.7	56.6	58.0	53.5
6:23:06	57.1		60.5	53.0
6:28:06	56.8		59.5	54.0
6:33:06	57.8	57.4	61.0	53.5
6:38:06	57.5		61.0	53.5
6:43:06	58.5		61.5	54.0
6:48:06	59.8	59.0	63.0	55.0
6:53:06	58.6		61.5	54.0
6:58:06	60.1		63.5	54.5
7:03:06	59.8		62.5	55.5
7:08:06	61.0	60.8	63.5	57.0
7:13:06	61.8		64.5	57.0
7:18:06	61.0		63.5	57.0
7:23:06	60.9		63.5	56.5
7:28:06	62.1		65.5	58.0
7:33:06	62.5		64.5	58.5
7:38:06	63.2	63.1	65.0	59.5
7:43:06	63.3		66.0	59.0
7:48:06	63.1		65.5	59.5
7:53:06	64.0		66.0	60.5
7:58:06	63.4		65.0	60.0
8:03:06	63.1		66.0	59.5
8:08:06	62.5	63.6	65.0	58.0
8:13:06	62.5		64.5	58.5
8:18:06	65.1		67.5	60.0
8:23:06	64.3		67.0	59.5
8:28:06	64.0		67.0	59.0
8:33:06	64.3		67.5	59.5
8:38:06	65.1	64.9	67.0	59.5
8:43:06	63.3		66.5	59.0
8:48:06	65.6		67.5	62.5
8:53:06	66.5		69.0	62.5
8:58:06	66.0		68.0	63.0
9:03:06	67.5		71.5	62.5
9:08:06	71.2	69.2	73.5	65.5
9:13:06	69.9		72.5	64.0
9:18:06	69.0		72.0	63.5
9:23:06	69.6		71.5	64.5
9:28:06	68.3		71.5	62.0
9:33:06	70.3		72.5	66.5
9:38:06	69.4	69.4	72.0	64.0
9:43:06	69.1		71.5	65.0
9:48:06	68.9		71.0	65.0
9:53:06	70.3		72.0	66.5
9:58:06	70.1		72.0	67.0
10:03:06	69.2		71.0	65.5
10:08:06	67.9	68.4	70.0	65.0
10:13:06	66.9		69.0	64.0
10:18:06	66.9		69.0	63.5
10:23:06	68.5		70.0	66.0
10:28:06	67.3		69.0	65.0
10:33:06	67.6		70.0	62.5
10:38:06	67.4	67.1	69.0	64.5
10:43:06	66.6		69.0	63.0
10:48:06	67.0		69.0	64.0
10:53:06	66.3		68.5	63.0
10:58:06	66.6		69.0	63.0
11:03:06	66.4		68.5	63.0
11:08:06	66.6	66.9	69.0	63.0
11:13:06	67.6		69.5	63.5
11:18:06	66.2		68.0	63.0
11:23:06	67.6		69.0	63.5
11:28:06	68.0		69.5	64.5
11:33:06	66.2		69.0	62.0
11:38:06	65.4	65.9	68.0	60.0
11:43:06	64.5		67.5	60.0
11:48:06	65.5		68.0	61.0

Tuesday 13/11/2018

Time	LAeq	LAeq (30/15min)	LAF10	LAF90
0:01:56	56.3		59.0	53.0
0:06:56	58.0	57.5	61.0	54.0
0:11:56	57.9		62.0	54.0
0:16:56	57.3		60.5	54.0
0:21:56	57.1	57.1	60.5	53.5
0:26:56	57.0		60.0	53.5
0:31:56	56.1		58.5	53.0
0:36:56	57.6	56.8	60.5	53.5
0:41:56	56.7		59.5	53.5
0:46:56	55.9		58.0	53.0
0:51:56	56.5	56.2	59.5	53.0
0:56:56	56.2		58.5	53.0
1:01:56	55.4		58.0	52.5
1:06:56	55.3	56.1	57.5	52.5
1:11:56	57.2		59.5	53.5
1:16:56	54.9		55.5	52.5
1:21:56	55.4	55.5	58.0	52.5
1:26:56	56.0		58.5	53.0
1:31:56	57.2		55.5	52.5
1:36:56	55.3	56.7	56.5	53.0
1:41:56	57.3		60.5	53.0
1:46:56	55.2		56.5	53.0
1:51:56	56.0	55.8	58.5	53.0
1:56:56	56.1		57.5	52.5
2:01:56	56.7		59.5	53.0
2:06:56	56.7	56.3	58.0	53.0
2:11:56	55.5		58.0	52.5
2:16:56	56.0		59.0	52.5
2:21:56	54.4	55.2	55.5	52.5
2:26:56	54.9		57.0	52.5
2:31:56	56.6		59.0	53.0
2:36:56	55.5	56.9	57.0	53.0
2:41:56	58.1		59.0	53.0
2:46:56	55.5		58.5	52.5
2:51:56	56.7	56.0	58.5	53.0
2:56:56	55.6		57.5	52.5
3:01:56	54.8		56.5	53.0
3:06:56	55.6	55.2	57.5	52.5
3:11:56	55.3		57.0	52.5
3:16:56	56.2		58.5	53.0
3:21:56	54.5	55.3	56.0	52.5
3:26:56	54.9		57.0	53.0
3:31:56	54.5		56.0	52.5
3:36:56	55.5	54.9	57.0	52.5
3:41:56	54.5		56.0	52.5
3:46:56	55.0		57.0	52.5
3:51:56	54.5	54.8	55.5	52.5
3:56:56	54.9		56.0	52.5
4:01:56	54.1		55.0	52.5
4:06:56	55.1	54.9	57.0	52.5
4:11:56	55.4		57.0	53.0
4:16:56	55.2		56.5	52.5
4:21:56	56.5	55.6	58.5	52.5
4:26:56	55.0		56.5	52.5
4:31:56	53.9		55.0	52.5
4:36:56	54.4	54.1	54.5	52.5
4:41:56	54.0		55.0	52.0
4:46:56	55.5		57.5	52.5
4:51:56	55.9	55.4	58.5	52.5
4:56:56	54.8		56.0	52.5
5:01:56	54.5		56.5	52.5
5:06:56	55.6	55.2	58.0	53.0
5:11:56	55.4		56.5	52.5
5:16:56	56.0		58.5	53.0
5:21:56	55.2	55.6	57.5	52.5
5:26:56	55.7		57.5	52.5
5:31:56	55.0		57.0	52.5
5:36:56	55.3	55.6	57.0	52.5
5:41:56	56.3		58.5	53.0
5:46:56	57.0		60.5	53.0
5:51:56	56.5	56.8	59.5	53.5
5:56:56	56.9		60.0	53.0
6:01:56	56.0		59.0	52.5
6:06:56	56.7	56.6	59.0	53.5
6:11:56	57.0		60.0	53.5
6:16:56	57.4		60.5	54.0
6:21:56	57.6	57.5	60.0	53.5
6:26:56	57.5		60.5	53.5
6:31:56	58.9		61.5	53.5
6:36:56	57.9	58.5	61.5	54.0
6:41:56	58.7		62.0	54.0
6:46:56	59.4		62.5	54.5
6:51:56	59.8	59.4	63.0	55.5
6:56:56	58.9		62.0	54.5
7:01:56	59.7		63.0	55.0
7:06:56	60.9		63.5	55.5
7:11:56	60.5	60.5	63.0	56.0
7:16:56	60.1		63.5	55.5
7:21:56	59.6		62.5	55.5
7:26:56	61.6		64.5	57.0
7:31:56	62.1		64.5	58.0
7:36:56	62.7		65.5	59.0
7:41:56	62.0	62.3	64.5	58.5
7:46:56	63.0		65.5	59.0
7:51:56	61.7		64.5	58.0
7:56:56	62.4		64.5	58.5
8:01:56	62.5		65.5	58.0
8:06:56	62.8		65.0	58.5
8:11:56	64.2	63.8	66.5	60.0
8:16:56	64.1		67.0	59.0
8:21:56	64.6		67.5	59.5
8:26:56	64.0		67.5	59.0
8:31:56	64.1		67.0	59.0
8:36:56	64.5		67.5	59.0
8:41:56	67.6	67.1	70.5	61.0
8:46:56	68.7		71.0	62.0
8:51:56	69.2		72.0	61.5
8:56:56	66.0		69.0	61.0
9:01:56	64.2		67.0	60.0
9:06:56	63.7		66.0	60.0
9:11:56	64.4	64.9	67.0	60.5
9:16:56	64.3		66.5	61.0
9:21:56	65.8		68.5	60.5
9:26:56	66.2		68.5	62.5
9:31:56	65.8		68.0	62.5
9:36:56	66.3		68.5	62.0
9:41:56	66.1	66.1	68.5	63.0
9:46:56	66.0		68.0	63.0
9:51:56	66.9		68.5	62.5
9:56:56	65.4		67.5	62.0
10:01:56	67.0		69.0	61.5
10:06:56	66.9		68.0	62.5
10:11:56	66.5	66.6	68.5	62.5
10:16:56	66.5		69.0	62.5
10:21:56	66.7		69.0	62.5
10:26:56	66.1		68.5	62.5
10:31:56	66.4		68.5	63.5
10:36:56	67.6		69.5	64.5
10:41:56	66.6	66.9	68.5	63.0
10:46:56	67.6		70.5	63.0
10:51:56	66.8		69.0	62.5
10:56:56	66.2		69.0	61.5
11:01:56	67.4		71.5	61.5
11:06:56	66.1		69.0	61.0
11:11:56	66.8	66.5	69.0	62.5
11:16:56	67.3		69.5	62.0
11:21:56	65.6		68.5	60.5
11:26:56	65.6		68.5	60.5
*11:30:32	65.3		67.5	61.0
[redacted]				

CEDD CONTRACT AGREEMENT NO. EDO/04/2018 - ENVIRONMENTAL TEAM FOR CROSS BAY LINK, TSEUNG KWAN O

Baseline Noise Measurement Result Data - Lohas Park Phase 2A (CNMS-5)

Monday 29/10/2018

Time	LAeq	LAeq (30/15min)	LAF10	LAF90
11:53:43	[redacted]			
11:58:43				
12:03:43				
12:08:43				
12:13:43				
12:18:43				
12:23:43				
12:28:43				
12:33:43				
12:38:43				
12:43:43				
12:48:43				
12:53:43				
12:58:43				
13:03:43				
13:08:43				
13:13:43				
13:18:43				
13:23:43				
13:28:43				
13:33:43				
13:38:43				
13:43:43				
13:48:43				
13:53:43				
13:58:43				
14:03:43				
14:08:43				
14:13:43				
14:18:43				
14:23:43				
14:28:43				
14:33:43				
14:38:43				
14:43:43				
14:48:43				
14:53:43				
14:58:43				
15:03:43				
15:08:43				
15:13:43				
15:18:43				
15:23:43				
15:28:43				
15:33:43				
15:38:43				
15:43:43				
15:48:43				
15:53:43				
15:58:43				
16:03:43	67.0		70.0	61.0
16:08:43	66.7		69.5	61.5
16:13:43	64.7	66.0	67.5	60.5
16:18:43	65.1		67.5	61.5
16:23:43	65.7		68.0	61.5
16:28:43	66.4		68.5	63.0
16:33:43	66.6		68.5	62.5
16:38:43	63.3		66.0	59.0
16:43:43	65.1	64.8	68.0	61.0
16:48:43	64.8		67.5	60.5
16:53:43	64.3		67.0	59.5
16:58:43	64.2		67.0	59.0
17:03:43	63.4		66.5	59.0
17:08:43	65.5		68.0	60.0
17:13:43	64.6	64.2	67.0	59.5
17:18:43	63.2		66.0	58.5
17:23:43	63.8		67.0	58.0
17:28:43	64.4		67.5	58.0
17:33:43	65.0		67.5	59.0
17:38:43	63.1		66.0	57.5
17:43:43	62.9	64.0	66.5	57.0
17:48:43	64.8		67.0	58.5
17:53:43	63.9		67.0	57.5
17:58:43	63.8		67.5	57.5
18:03:43	64.1		67.0	57.0
18:08:43	61.8		65.0	57.0
18:13:43	63.3	63.2	66.0	57.5
18:18:43	63.2		66.0	58.0
18:23:43	63.5		66.5	57.0
18:28:43	62.7		65.5	57.0
18:33:43	61.7		65.0	56.5
18:38:43	61.0		64.0	56.5
18:43:43	62.8	62.0	66.5	56.0
18:48:43	62.4		65.5	57.0
18:53:43	62.7		65.5	57.5
18:58:43	61.1		64.5	56.0
19:03:43	61.7		64.5	56.0
19:08:43	62.7	62.7	66.0	57.0
19:13:43	63.5		66.5	56.0
19:18:43	61.3		64.5	56.5
19:23:43	62.1	61.6	66.0	56.0
19:28:43	61.4		64.0	57.0
19:33:43	60.2		63.0	56.0
19:38:43	61.2	60.8	63.5	56.5
19:43:43	60.8		65.0	56.0
19:48:43	59.8		63.0	56.0
19:53:43	60.6	60.6	64.0	56.0
19:58:43	61.4		64.0	56.5
20:03:43	62.7		65.0	56.0
20:08:43	60.5	62.0	63.5	55.5
20:13:43	62.6		66.5	55.5
20:18:43	61.3		64.0	56.0
20:23:43	60.3	60.3	64.0	56.0
20:28:43	58.8		62.0	55.0
20:33:43	59.5		62.5	55.5
20:38:43	60.3	59.4	64.0	55.5
20:43:43	58.1		61.0	54.5
20:48:43	58.2		61.5	55.0
20:53:43	57.8	57.8	60.5	54.5
20:58:43	57.5		59.0	55.0
21:03:43	57.5		59.0	55.0
21:08:43	59.5	58.2	62.5	55.5
21:13:43	57.4		59.5	54.5
21:18:43	57.0		58.5	54.5
21:23:43	58.1	57.8	60.5	54.5
21:28:43	58.2		61.0	55.0
21:33:43	59.6		63.0	55.0
21:38:43	58.0	59.3	60.5	55.0
21:43:43	60.0		63.0	55.5
21:48:43	58.7		61.0	55.5
21:53:43	59.0	59.0	61.5	55.5
21:58:43	59.2		62.0	55.0
22:03:43	58.1		60.5	55.0
22:08:43	61.8	59.6	61.5	55.0
22:13:43	57.8		60.0	55.0
22:18:43	58.5		61.0	55.0
22:23:43	57.9	58.5	59.5	55.0
22:28:43	59.0		60.5	55.5
22:33:43	57.3		59.0	55.0
22:38:43	59.2	58.2	62.0	55.5
22:43:43	57.8		60.0	55.0
22:48:43	58.1		61.0	54.5
22:53:43	58.5	58.0	61.5	54.5
22:58:43	57.3		59.5	54.0
23:03:43	58.3		61.0	55.0
23:08:43	59.2	58.2	61.5	55.0
23:13:43	56.9		59.5	53.5
23:18:43	58.1		61.5	53.5
23:23:43	58.5	58.4	62.0	54.0
23:28:43	58.6		61.5	54.5
23:33:43	58.2		61.5	54.0
23:38:43	58.4	57.9	61.0	54.0
23:43:43	56.9		59.5	53.5
23:48:43	57.5		61.0	53.5
23:53:43	58.7	58.3	62.0	54.0
23:58:43	58.5		61.5	54.0

Tuesday 30/10/2018

Time	LAeq	LAeq (30/15min)	LAF10	LAF90
11:53:43	65.5		68.0	61.0
11:58:43	65.1		67.5	61.0
12:03:43	66.2		68.5	62.0
12:08:43	65.8		68.5	60.5
12:13:43	66.2	65.6	69.0	61.0
12:18:43	65.3		68.0	60.5
12:23:43	64.1		67.0	58.0
12:28:43	65.5		68.0	60.5
12:33:43	65.2		68.0	60.0
12:38:43	65.3		68.0	60.5
12:43:43	63.8	64.6	66.5	59.0
12:48:43	63.6		66.0	59.5
12:53:43	65.2		68.0	59.5
12:58:43	64.0		67.0	59.0
13:03:43	64.6		67.5	59.0
13:08:43	67.3		70.0	62.0
13:13:43	66.5	66.4	69.0	61.5
13:18:43	65.8		68.0	61.5
13:23:43	66.4		69.0	63.0
13:28:43	67.2		69.5	64.0
13:33:43	68.0		70.5	63.5
13:38:43	68.0		70.5	64.5
13:43:43	68.3	67.5	70.5	65.0
13:48:43	66.8		68.5	64.5
13:53:43	66.8		69.0	63.5
13:58:43	67.0		69.5	62.5
14:03:43	65.6		68.0	61.0
14:08:43	66.3		68.5	62.5
14:13:43	65.5	65.8	67.5	62.0
14:18:43	66.1		69.0	62.0
14:23:43	65.8		68.5	61.5
14:28:43	65.6		68.0	61.0
14:33:43	65.9		68.5	61.0
14:38:43	66.3		69.0	62.0
14:43:43	66.2	66.2	69.0	61.5
14:48:43	65.9		68.0	62.5
14:53:43	66.4		69.5	62.0
14:58:43	66.2		68.5	62.0
15:03:43	66.8		69.0	63.5
15:08:43	66.8		68.5	63.5
15:13:43	68.1	67.3	70.0	65.0
15:18:43	68.0		70.0	64.5
15:23:43	67.1		69.0	63.5
15:28:43	66.8		69.0	63.5
15:33:43	66.0		68.0	63.0
15:38:43	66.2		68.0	63.0
15:43:43	66.2	65.9	68.5	62.0
15:48:43	66.6		69.0	62.5
15:53:43	65.3		67.5	61.5
15:58:43	65.1		67.5	62.0
16:03:43	66.6		69.0	63.0
16:08:43	67.0		69.0	63.5
16:13:43	66.7	66.9	69.0	63.5
16:18:43	66.9		68.5	63.5
16:23:43	67.7		69.0	63.0
16:28:43	66.4		68.5	62.5
16:33:43	66.1		68.5	62.0
16:38:43	64.3		66.5	60.5
16:43:43	65.5	65.2	68.5	61.5
16:48:43	65.0		67.0	62.0
16:53:43	65.5		68.0	61.5
16:58:43	64.3		67.0	59.0
17:03:43	65.9		68.5	60.5
17:08:43	66.0		68.5	61.0
17:13:43	65.8	65.7	68.5	61.0
17:18:43	66.4		69.0	60.5
17:23:43	65.6		68.0	60.5
17:28:43	64.5		67.0	60.0
17:33:43	64.7		67.0	60.0
17:38:43	65.5		67.5	59.5
17:43:43	65.7	65.2	67.5	61.0
17:48:43	64.3		67.0	59.5
17:53:43	63.8		66.5	58.5
17:58:43	66.7		69.5	61.5
18:03:43	65.0		67.0	58.5
18:08:43	66.3		69.5	61.0
18:13:43	64.7	64.9	67.0	59.5
18:18:43	63.2		66.0	58.5
18:23:43	64.2		66.5	59.5
18:28:43	65.5		68.0	60.0
18:33:43	62.4		65.5	56.5
18:38:43	62.4		66.0	56.5
18:43:43	62.9	62.1	65.0	57.0
18:48:43	61.4		64.0	56.0
18:53:43	61.9		65.5	56.0
18:58:43	61.6		65.0	55.5
19:03:43	62.2	62.6	65.0	57.0
19:08:43	63.1		66.0	57.5
19:13:43	62.3		66.0	56.0
19:18:43	60.9		64.0	56.0
19:23:43	62.0	61.5	65.5	56.5
19:28:43	61.5		64.5	56.0
19:33:43	61.9		64.5	56.5
19:38:43	60.6	61.0	63.5	55.5
19:43:43	60.4		63.5	55.5
19:48:43	62.2		65.5	56.0
19:53:43	60.6	61.3	63.5	56.5
19:58:43	61.0		64.5	55.5
20:03:43	59.1		61.5	55.5
20:08:43	59.9	60.6	63.0	55.5
20:13:43	62.1		65.0	57.5
20:18:43	62.2		65.5	56.5
20:23:43	60.5	61.2	63.0	57.0
20:28:43	60.8		63.0	57.0
20:33:43	59.4		62.0	55.5
20:38:43	59.0	59.6	62.0	55.5
20:43:43	60.3		63.0	56.0
20:48:43	59.8		62.5	56.5
20:53:43	58.4	59.3	60.0	56.5
20:58:43	59.7		62.5	56.0
21:03:43	58.6		61.5	55.5
21:08:43	59.4	58.6	62.0	55.5
21:13:43	57.7		60.0	55.0
21:18:43	60.9		61.0	55.0
21:23:43	59.1	59.7	61.5	55.5
21:28:43	58.9		61.0	56.5
21:33:43	60.2		62.5	56.5
21:38:43	57.8	59.6	60.5	55.0
21:43:43	60.4		60.0	54.5
21:48:43	58.8		61.5	55.0
21:53:43	59.1	58.9	62.0	54.0
21:58:43	58.7		60.0	53.0
22:03:43	58.1		61.0	53.5
22:08:43	59.2	59.3	61.5	54.0
22:13:43	60.2		60.0	53.0
22:18:43	57.1		59.5	53.0
22:23:43	57.0	57.3	59.5	52.5
22:28:43	57.8		61.0	53.0
22:33:43	57.1		60.0	53.0
22:38:43	57.4	56.8	60.0	53.0
22:43:43	55.8		58.0	52.5
22:48:43	58.9		57.5	52.5
22:53:43	58.8	58.1	62.0	53.5
22:58:43	55.9		58.5	52.5
23:03:43	57.9		60.5	53.5
23:08:43	58.4	57.4	61.5	53.5
23:13:43	55.5		58.0	52.0
23:18:43	57.6		61.0	52.5
23:23:43	56.8	57.0	59.5	52.5
23:28:43	56.4		60.0	52.0
23:33:43	58.4		61.0	53.0
23:38:43	54.9	56.4	57.0	51.5
23:43:43	54.8		57.0	51.5
23:48:43	55.7		58.0	52.0
23:53:43	57.5	56.9	60.5	53.0
23:58:43	57.4		60.5	52.5

Wednesday 31/10/2018

Time	LAeq	LAeq (30/15min)	LAF10	LAF90
11:53:43	65.2		68.0	59.5
11:58:43	63.7		66.5	59.0
12:03:43	63.5		66.0	59.0
12:08:43	64.7		67.5	59.5
12:13:43	64.0	63.7	67.0	58.5
12:18:43	63.5		66.0	59.5
12:23:43	63.6		66.5	59.0
12:28:43	62.8		66.0	58.0
12:33:43	63.9		66.5	59.5
12:38:43	63.2		66.0	58.5
12:43:43	63.0	63.1	65.5	57.5
12:48:43	62.9		65.5	58.0
12:53:43	62.8		65.0	58.0
12:58:43	62.9		66.0	57.5
13:03:43	63.6		66.5	58.5
13:08:43	63.5		66.0	59.0
13:13:43	64.7	63.8	67.5	59.5
13:18:43	64.0		67.0	58.5
13:23:43	63.5		66.0	59.5
13:28:43	63.6		66.5	59.0
*13:33:43	62.8		65.0	58.0
13:38:05	64.7		67.5	60.5
13:43:05	64.6		67.0	60.5
13:48:05	65.7	66.4	68.5	60.5
13:53:05	69.1		71.0	63.0
13:58:05	66.0		68.0	63.0
14:03:05	66.7		69.0	62.5
14:08:05	65.7		68.5	61.5
14:13:05	66.0		69.0	61.0
14:18:05	64.2	65.4	66.5	60.5
14:23:05	65.5		68.0	61.0
14:28:05	65.6		69.0	60.0
14:33:05	65.3		67.5	61.0
14:38:05	65.0		68.0	60.5
14:43:05	65.5		68.5	60.5
14:48:05	65.6	65.1	68.5	61.0
14:53:05	64.9		67.5	60.5
14:58:05	64.4		66.5	60.5
15:03:05	65.2		68.0	59.5
15:08:05	65.2		67.5	61.0
15:13:05	64.9		67.5	60.0
15:18:05	64.3	65.1	67.0	59.5
15:23:05	64.2		67.0	59.5
15:28:05	65.8		69.0	60.5
15:33:05	65.9		68.0	60.5
15:38:05	66.4		69.5	59.5
15:43:05	64.7		68.0	59.5
15:48:05	64.4	65.2	67.0	59.0
15:53:05	64.8		68.0	59.0
15:58:05	65.0		67.5	61.0
16:03:05	65.4		68.0	61.5
16:08:05	66.2		68.5	62.0
16:13:05	66.6		68.5	63.0
16:18:05	69.3	67.0	70.0	64.5
16:23:05	66.8		68.5	64.5
16:28:05	65.8		68.0	63.0
16:33:05	66.0		69.0	61.0
16:38:05	65.5		68.5	59.5
16:43:05	63.6		67.0	58.5
16:48:05	63.9	64.5	67.0	58.5
16:53:05	64.7		68.0	59.0
16:58:05	64.7		67.5	59.5
17:03:05	64.3		67.5	58.5
17:08:05	64.1		67.5	59.0
17:13:05	64.9		67.5	59.5
17:18:05	63.6	64.4	67.0	58.0
17:23:05	64.8		67.5	59.5
17:28:05	64.6		67.5	59.0
17:33:05	64.0		67.5	58.5
17:38:05	64.5		67.5	58.0
17:43:05	63.0		66.5	57.5
17:48:05	63.6	63.5	67.0	57.0
17:53:05	64.1		67.0	57.5
17:58:05	62.2		65.0	57.0
18:03:05	62.9		65.5	58.0
18:08:05	63.2		65.5	58.0
18:13:05	63.3		66.0	58.0
18:18:05	63.2	62.6	66.0	57.0
18:23:05	62.3		65.0	56.5
18:28:05	61.7		64.5	56.5
18:33:05	61.3		64.5	56.0
18:38:05	61.4		64.5	57.0
18:43:05	62.4		65.0	56.0
18:48:05	61.4	61.6	64.5	56.5
18:53:05	61.9		65.0	56.5
18:58:05	61.2		64.0	56.5
19:03:05	61.4		64.5	56.0
19:08:05	61.3		64.0	56.5
19:13:05	62.3	61.9	65.5	56.5
19:18:05	62.1		65.5	56.0
19:23:05	61.3		64.5	56.0
19:28:05	61.0	61.0	64.0	56.0
19:33:05	60.6		63.5	55.5
19:38:05	58.3		60.5	55.0
19:43:05	61.3	60.5	64.0	55.5
19:48:05	61.3		64.0	56.0
19:53:05	61.2		64.0	55.5
19:58:05	60.2	60.5	62.5	56.5
20:03:05	60.0		63.0	55.5
20:08:05	60.5		63.5	56.0
20:13:05	60.6	60.5	63.5	56.0
20:18:05	60.4		63.0	56.0
20:23:05	60.8		63.5	57.0
20:28:05	58.0	59.1	60.5	55.0
20:33:05	57.9		60.0	55.0
20:38:05	58.5		61.0	55.0
20:43:05	58.3	58.3	61.0	55.0
20:48:05	58.2		61.0	55.0
20:53:05	58.2		61.5	55.0
20:58:05	58.3	58.7	61.0	55.0
21:03:05	59.5		62.0	55.5
21:08:05	58.8		61.5	55.0
21:13:05	57.3	58.0	59.5	54.5
21:18:05	57.9		60.5	54.5
21:23:05	56.0		57.5	54.0
21:28:05	58.0	57.5	61.0	54.5
21:33:05	58.2		62.0	54.0
21:38:05	59.1		62.0	54.5
21:43:05	59.4	59.7	62.0	55.0
21:48:05	60.5		64.0	55.0
21:53:05	59.5		63.0	54.5
21:58:05	55.9	58.3	58.0	53.0
22:03:05	58.8		62.0	53.5
22:08:05	58.6		62.0	53.0
22:13:05	58.0	58.1	61.0	54.0
22:18:05	57.7		60.0	53.0
22:23:05	56.5		59.0	53.5
22:28:05	59.4	58.1	59.5	53.5
22:33:05	58.0		59.5	53.5
22:38:05	55.5		58.0	52.5
22:43:05	57.2	56.3	60.5	53.0
22:48:05	56.0		59.5	52.0
22:53:05	57.1		59.5	52.5
22:58:05	57.9	57.1	59.0	52.5
23:03:05	56.2		58.5	53.0
23:08:05	56.3		59.5	52.5
23:13:05	55.0	56.0	57.5	52.5
23:18:05	56.6		59.5	53.0
23:23:05	56.9		60.0	53.0
23:28:05	55.5	56.3	58.5	52.0
23:33:05	56.5		59.5	52.5
23:38:05	56.1		59.0	52.5
23:43:05	55.8	55.9	58.0	52.5
23:48:05	55.7		58.0	52.5
23:53:05	55.6		58.5	52.0
23:58:05	56.3		59.0	52.5

Thursday 1/11/2018

Time	LAeq	LAeq (30/15min)	LAF10	LAF90
11:49:51	66.1	65.9	68.5	62.5
11:54:51	66.0		68.5	62.0
11:59:51	66.0		68.0	63.0
12:04:51	67.1		69.0	64.0
12:09:51	66.3		69.0	61.5
12:14:51	63.4		66.5	58.5
12:19:51	64.2	64.4	66.5	58.0
12:24:51	64.3		67.5	58.5
12:29:51	64.8		68.0	58.5
12:34:51	62.4		65.5	57.5
12:39:51	69.0		70.0	59.0
12:44:51	63.1		66.5	57.0
12:49:51	63.8	64.9	66.5	58.5
12:54:51	63.0		66.0	57.5
12:59:51	63.1		66.0	58.0
13:04:51	63.5		67.0	57.5
13:09:51	63.4		66.0	59.0
13:14:51	64.9		67.5	60.0
13:19:51	63.2	64.2	65.5	59.0
13:24:51	64.6		67.0	58.5
13:29:51	64.4		67.5	60.0
13:34:51	64.7		67.5	60.5
13:39:51	65.6		68.5	60.0
13:44:51	65.8		68.0	61.5
13:49:51	65.1	65.6	66.5	61.0
13:54:51	65.6		67.5	62.0
13:59:51	66.0		69.0	62.0
14:04:51	65.7		68.5	61.5
14:09:51	65.8		68.0	62.0
14:14:51	65.6		68.0	62.0
14:19:51	65.4	65.8	68.0	61.0
14:24:51	65.4		67.5	62.0
14:29:51	66.8		68.0	62.5
14:34:51	65.4		68.0	61.5
14:39:51	65.4		67.5	61.5
14:44:51	67.1		69.0	64.0
14:49:51	65.9	66.0	68.0	61.5
14:54:51	66.5		69.0	62.5
14:59:51	65.9		68.0	62.5
15:04:51	64.6		67.5	60.0
15:09:51	65.9		68.5	60.5
15:14:51	64.7		68.0	59.5
15:19:51	64.2	65.3	68.0	59.0
15:24:51	64.7		67.0	60.5
15:29:51	65.5		68.5	59.0
15:34:51	66.2		69.5	60.5
15:39:51	65.1		67.5	60.5
15:44:51	64.7		67.5	59.5
15:49:51	65.4	64.8	68.0	59.5
15:54:51	64.5		67.0	60.0
15:59:51	64.8		67.0	60.0
16:04:51	64.2		67.0	60.0
16:09:51	66.3		69.5	60.5
16:14:51	65.0		68.0	60.0
16:19:51	64.6	64.8	67.0	60.0
16:24:51	64.8		67.5	60.0
16:29:51	64.0		67.0	59.5
16:34:51	63.9		66.5	60.0
16:39:51	64.4		67.5	59.0
16:44:51	63.6		67.0	58.5
16:49:51	64.4	64.8	67.0	59.5
16:54:51	64.2		67.5	59.0
16:59:51	63.9		67.0	59.0
17:04:51	67.2		68.5	60.5
17:09:51	65.4		68.0	59.5
17:14:51	63.9		66.5	59.0
17:19:51	64.7	64.5	67.0	58.5
17:24:51	64.2		67.0	58.5
17:29:51	64.6		67.0	59.0
17:34:51	63.7		67.0	58.0
17:39:51	64.6		67.5	58.5
17:44:51	63.9		66.5	58.5
17:49:51	63.6	63.7	66.5	58.0
17:54:51	63.8		67.0	57.5
17:59:51	63.3		66.0	57.5
18:04:51	62.8		65.0	57.0
18:09:51	63.8		66.5	57.0
18:14:51	62.3		65.5	56.5
18:19:51	62.3	62.7	65.0	56.5
18:24:51	62.6		65.0	57.0
18:29:51	62.8		65.5	57.0
18:34:51	62.5		65.5	56.5
18:39:51	62.0		65.0	56.5
18:44:51	61.7		64.5	56.5
18:49:51	61.5	61.5	65.0	55.5
18:54:51	62.1		65.0	56.5
18:59:51	61.2		64.0	56.5
19:04:51	60.5		63.5	55.5
19:09:51	61.6		64.5	56.5
19:14:51	62.3	61.5	65.5	56.5
19:19:51	60.5		63.5	56.5
19:24:51	61.8		64.5	57.0
19:29:51	60.9	61.3	64.0	56.5
19:34:51	61.0		63.5	57.0
19:39:51	61.6		64.0	56.5
19:44:51	59.5	60.7	62.5	56.0
19:49:51	60.8		63.0	55.5
19:54:51	60.9		63.5	57.0
19:59:51	60.1	60.9	62.5	56.0
20:04:51	61.7		64.5	57.0
20:09:51	61.1		64.0	56.5
20:14:51	59.9	60.5	62.5	56.0
20:19:51	60.4		62.5	56.5
20:24:51	60.4		63.5	56.5
20:29:51	58.9	59.4	61.5	56.0
20:34:51	58.7		61.5	55.5
20:39:51	59.4		61.5	56.0
20:44:51	60.3	59.5	63.0	56.0
20:49:51	58.6		61.0	55.5
20:54:51	59.3		61.5	56.0
20:59:51	60.1	59.7	62.0	56.0
21:04:51	59.7		62.0	56.0
21:09:51	59.5		62.5	55.5
21:14:51	57.9	59.0	59.5	55.5
21:19:51	59.3		62.0	56.0
21:24:51	57.1		59.0	55.0
21:29:51	59.2	58.8	61.5	55.0
21:34:51	59.8		61.0	55.0
21:39:51	59.0		62.0	55.0
21:44:51	59.3	58.9	62.0	55.5
21:49:51	58.4		60.5	55.5
21:54:51	58.5		61.0	55.5
21:59:51	58.0	58.1	61.0	54.0
22:04:51	57.7		61.0	53.5
22:09:51	58.7		61.5	54.5
22:14:51	56.4	57.2	59.5	53.5
22:19:51	55.9		57.5	54.0
22:24:51	58.4		61.0	54.5
22:29:51	56.4	57.3	59.0	53.5
22:34:51	56.7		59.0	53.5
22:39:51	56.6		58.5	53.5
22:44:51	57.1	56.4	60.0	53.0
22:49:51	55.2		56.5	53.0
22:54:51	56.0		58.5	53.0
22:59:51	57.3	56.4	61.0	53.5
23:04:51	55.9		58.5	53.0
23:09:51	56.4		59.5	53.0
23:14:51	56.0	56.3	59.0	52.5
23:19:51	56.6		60.5	53.0
23:24:51	56.5		59.0	53.5
23:29:51	57.6	57.2	59.5	54.0
23:34:51	57.4		60.5	53.0
23:39:51	55.7		58.0	53.0
23:44:51	57.8	56.6	60.0	53.5
23:49:51	55.9		58.5	53.0
23:54:51	56.9		60.0	53.0
23:59:51	56.9		59.0	53.5

Friday 2/11/2018

Time	LAeq	LAeq (30/15min)	LAF10	LAF90
11:50:42	63.8	64.1	67.0	58.5
11:55:42	63.7		67.5	58.0
12:00:42	64.4		67.0	58.5
12:05:42	62.8		66.5	57.0
12:10:42	63.5		66.0	58.5
12:15:42	63.6		66.5	58.0
12:20:42	62.5	63.5	66.0	57.5
12:25:42	63.9		67.0	58.0
12:30:42	63.6		66.5	59.0
12:35:42	64.0		67.0	58.5
12:40:42	62.4		65.5	58.0
12:45:42	64.2		67.5	58.0
12:50:42	64.4	63.7	67.5	58.0
12:55:42	63.4		66.5	57.5
13:00:42	62.9		66.0	57.5
13:05:42	64.7		68.0	59.5
13:10:42	64.2		67.5	59.0
13:15:42	63.6		66.0	59.0
13:20:42	64.5	64.4	67.0	60.0
13:25:42	64.3		67.0	59.5
13:30:42	63.9		67.0	59.5
13:35:42	65.6		68.5	61.5
13:40:42	66.1		68.0	62.0
13:45:42	66.3		68.5	62.0
13:50:42	65.7	65.9	67.5	62.5
13:55:42	66.6		68.5	62.5
14:00:42	65.3		68.0	61.5
14:05:42	65.1		67.5	61.5
14:10:42	65.0		68.0	60.5
14:15:42	64.2		67.5	59.5
14:20:42	65.9	64.8	69.5	60.0
14:25:42	64.1		66.5	59.5
14:30:42	64.3		67.0	59.5
14:35:42	65.0		68.0	59.5
14:40:42	64.7		68.5	59.5
14:45:42	64.5		67.0	60.0
14:50:42	64.8	64.8	68.0	59.0
14:55:42	64.7		67.5	60.5
15:00:42	65.1		67.5	60.5
15:05:42	64.9		68.0	59.5
15:10:42	64.6		68.0	59.0
15:15:42	64.2		67.0	58.5
15:20:42	64.0	64.3	67.5	58.5
15:25:42	64.6		67.5	58.5
15:30:42	64.4		67.5	58.5
15:35:42	63.7		66.5	58.0
15:40:42	64.3		68.0	58.0
15:45:42	64.4		68.0	59.0
15:50:42	64.8	64.2	67.5	59.5
15:55:42	64.4		67.0	59.0
16:00:42	62.9		66.0	58.0
16:05:42	64.4		67.0	59.5
16:10:42	64.8		68.5	59.0
16:15:42	64.4		67.0	59.0
16:20:42	64.0	64.6	67.0	59.0
16:25:42	63.9		67.0	59.0
16:30:42	65.8		68.0	59.5
16:35:42	64.2		67.0	59.0
16:40:42	64.3		67.5	58.5
16:45:42	64.4		68.0	58.5
16:50:42	63.9	64.4	67.5	58.5
16:55:42	65.0		67.0	59.0
17:00:42	64.3		67.5	59.0
17:05:42	64.2		67.5	59.0
17:10:42	64.6		67.5	58.5
17:15:42	66.4		68.0	58.5
17:20:42	64.5	64.7	67.5	58.5
17:25:42	63.6		67.0	58.5
17:30:42	64.3		68.0	58.0
17:35:42	64.0		67.0	57.5
17:40:42	63.4		66.5	58.0
17:45:42	64.4		67.0	58.5
17:50:42	63.6	63.6	66.5	58.0
17:55:42	62.8		65.5	57.5
18:00:42	63.7		67.0	57.5
18:05:42	63.8		66.0	57.5
18:10:42	63.4		66.5	58.0
18:15:42	62.0		64.5	57.0
18:20:42	63.0	62.5	66.0	58.0
18:25:42	62.9		65.0	58.5
18:30:42	61.2		64.0	56.5
18:35:42	62.2		64.5	57.0
18:40:42	62.3		65.5	57.0
18:45:42	61.8		65.0	56.5
18:50:42	62.1	61.7	65.0	56.5
18:55:42	61.3		64.0	56.5
19:00:42	61.0		64.0	56.5
19:05:42	61.7		65.0	56.5
19:10:42	62.4		65.0	58.0
19:15:42	62.3	62.2	65.0	57.0
19:20:42	61.8		64.5	57.5
19:25:42	61.6		64.5	56.5
19:30:42	60.4	61.3	63.5	55.5
19:35:42	61.8		65.0	55.5
19:40:42	60.9		63.5	57.0
19:45:42	61.5	61.0	64.5	56.5
19:50:42	60.5		63.5	56.0
19:55:42	61.6		65.0	56.5
20:00:42	60.8	61.2	64.5	56.0
20:05:42	61.3		64.5	57.0
20:10:42	60.0		62.5	56.0
20:15:42	60.9	60.4	64.0	56.0
20:20:42	60.3		63.5	55.5
20:25:42	60.3		63.0	56.0
20:30:42	59.3	60.0	62.5	55.0
20:35:42	60.4		63.5	55.5
20:40:42	59.9		62.5	55.5
20:45:42	59.9	60.3	63.5	55.5
20:50:42	60.9		64.0	55.5
20:55:42	60.0		63.0	55.5
21:00:42	59.7	60.0	62.5	56.0
21:05:42	60.4		62.0	56.0
21:10:42	69.8		68.0	56.0
21:15:42	59.2	65.7	63.0	55.0
21:20:42	58.3		61.0	55.0
21:25:42	60.1		63.0	55.5
21:30:42	59.8	59.6	63.0	55.5
21:35:42	58.8		61.5	55.0
21:40:42	59.4		62.0	55.5
21:45:42	59.8	59.3	62.5	55.5
21:50:42	58.6		61.5	55.5
21:55:42	57.5		59.5	54.5
22:00:42	58.6	64.3	61.5	54.0
22:05:42	68.3		65.0	54.0
22:10:42	58.5		61.5	54.5
22:15:42	56.7	57.7	58.5	54.0
22:20:42	57.8		60.0	54.5
22:25:42	58.7		61.0	53.5
22:30:42	57.7	58.5	60.0	53.5
22:35:42	58.9		61.0	54.5
22:40:42	56.7		59.5	53.0
22:45:42	57.2	56.7	60.5	53.0
22:50:42	56.3		59.0	53.0
22:55:42	56.8		60.0	52.5
23:00:42	60.9	58.6	60.0	53.0
23:05:42	56.8		59.0	53.5
23:10:42	57.0		60.0	53.5
23:15:42	56.1	56.7	59.0	52.5
23:20:42	56.8		60.0	52.5
23:25:42	57.7		61.0	53.0
23:30:42	55.7	57.2	58.5	52.5
23:35:42	57.9		61.5	53.0
23:40:42	56.8		60.5	52.5
23:45:42	58.0	57.5	60.5	53.0
23:50:42	57.5		61.5	53.0
23:55:42	57.9		60.0	53.5

Saturday 3/11/2018

Time	LAeq	LAeq (30/15min)	LAF10	LAF90
11:50:42	66.9		69.0	64.5
*11:51:13	64.8		67.0	62.0
11:57:41	67.1		69.0	63.5
12:02:41	65.2		68.0	59.5
12:07:41	64.5	65.0	67.5	59.5
12:12:41	64.7		67.5	59.5
12:17:41	63.1		66.5	57.5
12:22:41	64.5		67.0	60.0
12:27:41	64.5		67.5	57.5
12:32:41	62.6		65.0	57.0
12:37:41	66.0	64.7	68.5	61.0
12:42:41	64.9		67.0	61.5
12:47:41	65.1		68.5	60.5
12:52:41	64.5		67.5	60.0
12:57:41	63.4		66.0	60.0
13:02:41	64.9		67.5	60.0
13:07:41	63.9	64.5	67.0	59.5
13:12:41	64.3		67.0	60.5
13:17:41	65.6		68.0	61.5
13:22:41	64.6		67.5	60.5
13:27:41	64.2		67.0	59.0
13:32:41	63.3		66.0	59.0
13:37:41	64.1	64.3	67.5	59.5
13:42:41	65.1		68.0	60.5
13:47:41	64.4		67.0	60.0
13:52:41	64.6		67.5	60.0
13:57:41	64.9		67.0	60.5
14:02:41	63.2		65.5	59.5
14:07:41	65.3	65.4	68.5	59.5
14:12:41	65.4		67.5	61.0
14:17:41	66.4		68.5	60.5
14:22:41	66.6		69.5	62.0
14:27:41	64.6		66.5	61.0
14:32:41	65.8		68.5	61.0
14:37:41	64.6	65.2	67.5	60.0
14:42:41	65.7		69.0	60.0
14:47:41	65.8		68.5	60.0
14:52:41	64.7		67.0	60.0
14:57:41	65.0		67.5	60.5
15:02:41	64.7		67.0	60.0
15:07:41	65.5	65.1	68.0	61.0
15:12:41	65.5		68.5	60.5
15:17:41	64.2		66.5	59.5
15:22:41	65.6		69.0	60.0
15:27:41	64.4		67.0	60.0
15:32:41	64.8		68.0	59.5
15:37:41	62.8	64.4	65.5	59.0
15:42:41	63.5		66.5	58.5
15:47:41	66.0		68.5	60.5
15:52:41	64.1		66.5	60.5
15:57:41	64.9		67.5	60.5
16:02:41	65.0		67.5	61.5
16:07:41	65.1	65.3	67.0	62.0
16:12:41	66.7		69.0	63.0
16:17:41	65.1		68.0	61.5
16:22:41	64.8		67.5	60.0
16:27:41	65.6		68.5	62.0
16:32:41	65.4		67.5	62.5
16:37:41	65.3	65.8	67.5	62.0
16:42:41	64.4		67.0	60.5
16:47:41	65.2		68.0	60.5
16:52:41	67.8		69.5	61.5
16:57:41	66.6		69.0	62.0
17:02:41	64.3		67.5	59.0
17:07:41	64.0	64.7	67.5	59.5
17:12:41	64.8		68.0	58.5
17:17:41	63.8		67.0	58.5
17:22:41	63.7		66.0	59.0
17:27:41	64.5		67.5	59.5
17:32:41	63.5		66.5	58.5
17:37:41	63.4	63.3	67.0	57.5
17:42:41	62.8		66.5	57.5
17:47:41	61.9		65.0	57.5
17:52:41	63.0		65.0	57.5
17:57:41	61.9		65.0	57.0
18:02:41	62.7		65.5	57.5
18:07:41	62.1	61.9	65.0	58.0
18:12:41	61.7		65.0	57.5
18:17:41	62.4		65.5	57.5
18:22:41	60.4		63.5	56.5
18:27:41	62.3		66.0	56.5
18:32:41	60.1		63.0	55.5
18:37:41	62.1	61.4	65.0	56.5
18:42:41	61.7		64.0	56.0
18:47:41	60.4		63.0	55.5
18:52:41	61.4		65.0	55.5
18:57:41	60.9		64.5	56.5
19:02:41	60.8	61.4	63.5	56.0
19:07:41	62.3		65.5	57.0
19:12:41	60.4		63.5	56.0
19:17:41	60.5	60.2	63.5	55.5
19:22:41	59.5		62.5	55.5
19:27:41	59.9		63.0	55.5
19:32:41	60.6	60.3	63.0	56.0
19:37:41	60.3		63.5	56.0
19:42:41	61.3		64.5	56.0
19:47:41	59.2	59.8	62.5	55.0
19:52:41	58.5		61.5	55.0
19:57:41	59.3		62.0	55.5
20:02:41	59.3	59.3	62.5	55.0
20:07:41	59.3		61.5	55.0
20:12:41	59.8		62.5	55.5
20:17:41	60.3	61.2	63.5	55.5
20:22:41	62.8		66.0	56.5
20:27:41	60.9		64.0	56.0
20:32:41	61.7	61.5	64.5	56.5
20:37:41	61.8		64.5	57.0
20:42:41	61.3		64.0	56.0
20:47:41	60.8	61.2	63.5	56.5
20:52:41	61.5		64.0	57.0
20:57:41	60.8		63.5	56.5
21:02:41	60.3	61.0	63.0	55.5
21:07:41	61.8		64.5	56.5
21:12:41	58.9		61.5	55.5
21:17:41	59.6	59.5	62.0	56.0
21:22:41	60.0		62.5	56.5
21:27:41	59.6		62.0	56.0
21:32:41	58.9	59.7	61.5	55.5
21:37:41	60.4		63.0	55.5
21:42:41	60.7		63.5	55.5
21:47:41	58.9	59.3	60.5	55.0
21:52:41	58.0		60.0	55.0
21:57:41	57.8		60.0	54.5
22:02:41	58.8	58.0	60.5	54.5
22:07:41	57.3		60.0	53.5
22:12:41	56.4		59.5	53.5
22:17:41	54.8	56.0	56.0	53.0
22:22:41	56.6		58.5	53.0
22:27:41	54.8		57.0	52.5
22:32:41	57.0	55.6	59.0	53.0
22:37:41	54.6		56.5	52.0
22:42:41	56.2		60.0	52.0
22:47:41	54.8	55.9	57.5	52.0
22:52:41	56.5		59.5	52.0
22:57:41	55.7		58.0	52.0
23:02:41	54.5	55.9	57.0	52.0
23:07:41	57.0		59.5	53.0
23:12:41	56.6		59.5	52.5
23:17:41	56.1	55.8	58.0	52.0
23:22:41	54.3		56.5	51.5
23:27:41	57.3		61.0	52.5
23:32:41	55.8	56.0	59.0	52.5
23:37:41	54.5		56.5	52.0
23:42:41	55.2		58.5	52.0
23:47:41	54.5	56.0	56.5	52.0
23:52:41	57.6		60.5	53.0
23:57:41	56.2		59.0	52.5

Sunday 4/11/2018

Time	LAeq	LAeq (30/15min)	LAF10	LAF90
11:50:21	64.4	64.4	67.0	61.0
11:55:21	64.5		67.0	61.5
12:00:21	64.0		66.5	60.0
12:05:21	64.7	64.4	67.0	61.0
12:10:21	64.4		67.0	58.5
12:15:21	63.2		66.0	58.5
12:20:21	63.4	62.9	66.0	59.0
12:25:21	61.9		65.0	57.5
12:30:21	63.0		65.5	58.5
12:35:21	62.7	62.6	65.5	57.0
12:40:21	62.2		65.0	57.0
12:45:21	63.7		66.5	58.5
12:50:21	63.5	63.5	66.0	59.0
12:55:21	63.4		66.5	59.0
13:00:21	63.3		66.0	59.0
13:05:21	63.0	63.4	66.0	59.0
13:10:21	63.9		66.5	59.5
13:15:21	62.7		65.5	58.5
13:20:21	63.8	64.1	66.5	59.5
13:25:21	65.4		67.0	60.5
13:30:21	64.2		66.5	60.0
13:35:21	63.6	63.8	66.0	59.0
13:40:21	63.6		66.5	59.5
13:45:21	63.9		66.5	60.0
13:50:21	64.6	64.1	67.0	60.5
13:55:21	63.9		66.5	60.0
14:00:21	63.9		66.5	60.0
14:05:21	63.9	63.7	66.5	60.0
14:10:21	63.4		65.5	59.0
14:15:21	64.1		66.5	59.5
14:20:21	63.9	64.1	66.0	60.0
14:25:21	64.4		67.0	59.0
14:30:21	64.5		67.5	60.0
14:35:21	63.5	64.2	66.0	59.5
14:40:21	64.6		67.5	60.0
14:45:21	63.4		66.5	59.0
14:50:21	63.8	63.7	66.5	59.0
14:55:21	64.0		66.5	58.5
15:00:21	63.7		66.0	59.0
15:05:21	64.0	63.7	67.0	59.0
15:10:21	63.3		66.0	59.0
15:15:21	63.8		66.5	59.5
15:20:21	63.6	63.6	66.5	59.0
15:25:21	63.4		66.0	58.5
15:30:21	63.9		67.0	59.0
15:35:21	63.3	63.6	66.0	58.5
15:40:21	63.5		66.5	58.5
15:45:21	62.8		65.5	58.5
15:50:21	62.7	63.4	65.5	58.0
15:55:21	64.4		67.0	59.5
16:00:21	63.7		66.0	59.5
16:05:21	64.6	64.1	67.0	60.5
16:10:21	63.9		66.5	60.0
16:15:21	63.8		66.0	60.5
16:20:21	64.6	64.0	67.0	60.5
16:25:21	63.5		66.0	60.0
16:30:21	65.7		68.5	59.5
16:35:21	66.3	66.2	69.5	60.5
16:40:21	66.5		69.0	61.5
16:45:21	66.8		69.0	61.0
16:50:21	67.4	66.8	71.0	60.0
16:55:21	66.1		69.0	59.5
17:00:21	68.2		70.5	60.5
17:05:21	66.1	67.1	69.0	61.0
17:10:21	66.5		69.5	59.5
17:15:21	63.7		66.5	59.0
17:20:21	63.6	63.5	66.5	58.5
17:25:21	63.2		66.0	58.0
17:30:21	63.0		65.5	58.5
17:35:21	63.0	63.0	65.5	58.5
17:40:21	63.0		66.0	58.0
17:45:21	62.7		66.0	57.5
17:50:21	62.4	62.4	65.5	57.5
17:55:21	62.1		65.0	58.0
18:00:21	62.9		65.0	58.0
18:05:21	62.1	62.3	64.5	57.0
18:10:21	61.9		64.5	57.5
18:15:21	62.7		65.0	58.0
18:20:21	62.3	62.4	65.0	57.5
18:25:21	62.2		65.5	57.0
18:30:21	61.2		64.5	56.5
18:35:21	61.3	61.1	64.5	56.5
18:40:21	60.9		63.5	56.0
18:45:21	61.4		64.0	56.5
18:50:21	65.1	64.8	66.5	56.5
18:55:21	66.5		67.0	56.5
19:00:21	60.9		64.0	56.5
19:05:21	60.8	61.1	63.5	57.0
19:10:21	61.6		64.0	56.5
19:15:21	61.5		64.5	56.5
19:20:21	62.0	61.3	64.0	56.5
19:25:21	60.2		63.0	56.0
19:30:21	60.4		63.0	56.0
19:35:21	60.1	60.1	62.5	56.0
19:40:21	59.7		62.0	56.0
19:45:21	60.3		63.5	56.0
19:50:21	60.4	60.2	63.0	56.5
19:55:21	59.9		62.5	55.5
20:00:21	59.4		62.5	55.5
20:05:21	59.3	59.3	62.0	56.0
20:10:21	59.3		62.0	55.5
20:15:21	59.8		62.0	55.5
20:20:21	59.3	59.7	61.5	56.0
20:25:21	60.0		63.0	56.0
20:30:21	60.8		64.0	56.0
20:35:21	59.9	60.3	63.0	56.0
20:40:21	60.1		62.5	56.0
20:45:21	60.3		63.0	56.5
20:50:21	59.7	61.1	62.0	56.0
20:55:21	62.8		63.5	56.5
21:00:21	59.8		62.0	56.5
21:05:21	61.9	60.6	62.0	56.0
21:10:21	59.8		62.0	56.0
21:15:21	59.6		62.0	56.0
21:20:21	57.9	59.0	60.0	55.5
21:25:21	59.2		61.5	56.0
21:30:21	59.5		62.5	56.0
21:35:21	59.2	59.2	62.0	56.0
21:40:21	58.8		61.0	55.5
21:45:21	59.7		62.5	55.5
21:50:21	59.0	59.0	61.5	55.0
21:55:21	58.3		60.5	54.5
22:00:21	59.5		62.5	55.0
22:05:21	57.8	58.4	60.0	54.0
22:10:21	57.8		59.5	54.0
22:15:21	57.4		60.0	54.0
22:20:21	56.8	56.7	59.5	54.0
22:25:21	55.9		57.5	53.5
22:30:21	57.2		59.5	53.5
22:35:21	56.4	57.1	58.5	53.5
22:40:21	57.6		60.0	53.5
22:45:21	56.4		59.0	53.0
22:50:21	57.6	57.1	60.5	53.5
22:55:21	57.3		60.0	53.5
23:00:21	58.3		61.5	53.5
23:05:21	57.2	57.5	59.5	53.5
23:10:21	57.0		59.5	53.5
23:15:21	57.3		60.0	53.5
23:20:21	56.8	57.1	59.5	53.0
23:25:21	57.1		60.0	53.0
23:30:21	56.9		59.5	53.5
23:35:21	56.7	57.3	60.0	53.0
23:40:21	58.1		61.0	53.5
23:45:21	55.9		58.0	53.0
23:50:21	57.0	56.5	59.5	53.5
23:55:21	56.6		58.5	53.5

Monday 5/11/2018

Time	LAeq	LAeq (30/15min)	LAF10	LAF90
11:50:21	64.5		67.5	59.0
11:55:21	64.3		67.5	58.5
12:00:21	63.9		66.5	58.5
12:05:21	64.1		67.0	59.0
12:10:21	64.1	63.9	66.5	59.5
12:15:21	63.8		67.0	59.0
12:20:21	63.7		66.5	58.5
12:25:21	64.0		66.5	58.5
12:30:21	63.6		66.5	58.0
12:35:21	63.6		67.0	58.0
12:40:21	64.0		67.0	59.0
*12:41:11	64.8	63.8	68.0	58.5
12:47:51	64.6		67.5	58.5
12:52:51	63.6		67.0	58.0
12:57:51	63.2		66.5	59.0
13:02:51	64.8		68.0	58.5
13:07:51	63.3		66.0	59.5
13:12:51	63.9	64.6	66.5	59.5
13:17:51	64.4		66.5	60.5
13:22:51	64.6		67.0	60.5
13:27:51	65.9		68.5	61.0
13:32:51	65.3		67.5	60.5
13:37:51	65.8		68.0	61.5
13:42:51	65.3	65.3	67.5	61.5
13:47:51	64.1		66.5	60.0
13:52:51	65.3		68.0	61.5
13:57:51	65.7		68.0	61.0
14:02:51	64.5		67.0	60.5
14:07:51	66.8		69.5	61.5
14:12:51	64.9	66.1	67.5	60.5
14:17:51	67.1		69.5	61.0
14:22:51	66.3		69.0	61.5
14:27:51	66.3		69.0	61.5
14:32:51	65.5		68.0	61.0
14:37:51	65.4		67.5	61.5
14:42:51	64.7	65.2	67.5	60.5
14:47:51	64.9		67.5	60.5
14:52:51	65.3		68.5	60.5
14:57:51	65.5		68.0	61.0
15:02:51	64.6		68.0	60.0
15:07:51	64.9		68.0	60.5
15:12:51	65.3	64.6	68.0	60.5
15:17:51	63.6		66.0	60.5
15:22:51	65.2		68.0	59.5
15:27:51	63.9		67.0	59.0
15:32:51	65.0		68.0	60.0
15:37:51	65.4		68.5	60.0
15:42:51	63.6	65.8	66.5	59.0
15:47:51	65.4		68.5	58.5
15:52:51	66.5		68.5	62.0
15:57:51	67.9		70.5	62.5
16:02:51	67.6		70.0	61.5
16:07:51	64.9		68.0	60.5
16:12:51	64.6	65.5	67.5	59.5
16:17:51	65.0		67.5	60.5
16:22:51	64.9		67.5	60.5
16:27:51	65.2		68.0	60.0
16:32:51	65.3		68.0	60.0
16:37:51	65.9		68.5	61.0
16:42:51	64.8	65.1	68.0	59.0
16:47:51	64.4		67.5	59.0
16:52:51	65.6		68.5	60.5
16:57:51	64.5		67.5	60.0
17:02:51	64.5		68.0	59.0
17:07:51	65.5		68.0	60.0
17:12:51	65.0	64.8	68.0	59.5
17:17:51	64.6		67.5	60.0
17:22:51	64.4		68.0	58.0
17:27:51	64.6		67.5	60.0
17:32:51	65.4		68.5	59.0
17:37:51	63.5		66.5	58.5
17:42:51	65.2	64.2	68.0	59.0
17:47:51	63.4		66.5	57.5
17:52:51	63.4		67.0	57.0
17:57:51	64.1		67.0	58.0
18:02:51	63.2		66.5	58.0
18:07:51	63.7		66.5	57.5
18:12:51	63.3	62.8	65.5	57.5
18:17:51	62.0		66.0	57.0
18:22:51	62.8		65.5	57.5
18:27:51	61.5		64.5	56.5
18:32:51	63.3		66.0	56.5
18:37:51	63.2		66.5	56.5
18:42:51	61.3	62.2	64.5	56.5
18:47:51	62.3		65.5	56.5
18:52:51	61.4		64.5	55.5
18:57:51	60.9		63.5	56.5
19:02:51	60.6		64.0	55.0
19:07:51	62.0	61.1	64.5	56.5
19:12:51	60.7		64.0	55.5
19:17:51	61.4		64.0	57.0
19:22:51	61.0	61.3	64.5	55.5
19:27:51	61.5		65.0	55.5
19:32:51	60.8		63.0	55.5
19:37:51	60.3	61.1	63.5	55.5
19:42:51	61.9		64.5	56.5
19:47:51	65.9		65.0	56.0
19:52:51	60.5	63.1	64.5	54.5
19:57:51	60.2		62.5	55.0
20:02:51	61.5		64.5	55.0
20:07:51	60.0	60.4	63.5	55.0
20:12:51	59.3		62.0	55.0
20:17:51	60.9		63.5	55.5
20:22:51	59.1	59.7	62.0	55.0
20:27:51	58.8		62.0	54.5
20:32:51	58.2		61.0	54.5
20:37:51	60.3	59.4	63.0	55.0
20:42:51	59.4		62.5	54.5
20:47:51	58.7		61.5	55.0
20:52:51	58.3	58.2	61.0	54.5
20:57:51	57.4		60.0	54.5
21:02:51	57.3		60.0	54.5
21:07:51	58.9	58.1	62.0	55.5
21:12:51	57.9		60.5	54.5
21:17:51	56.6		58.5	54.5
21:22:51	56.8	56.8	58.5	54.5
21:27:51	57.0		59.0	54.5
21:32:51	57.6		60.0	55.0
21:37:51	58.7	57.7	61.5	54.5
21:42:51	56.6		59.0	54.5
21:47:51	60.1		63.0	55.0
21:52:51	57.1	58.7	59.5	54.0
21:57:51	58.5		61.5	53.0
22:02:51	58.3		61.0	52.5
22:07:51	56.1	57.4	59.0	53.5
22:12:51	57.4		59.5	53.5
22:17:51	55.8		58.5	53.0
22:22:51	56.3	56.3	58.5	52.5
22:27:51	56.7		59.5	53.0
22:32:51	56.5		59.0	53.0
22:37:51	55.6	56.4	57.5	52.5
22:42:51	57.1		60.0	53.0
22:47:51	55.4		57.5	52.5
22:52:51	57.2	57.1	60.5	53.5
22:57:51	58.3		60.0	52.5
23:02:51	55.1		57.0	52.0
23:07:51	56.7	56.4	59.5	52.5
23:12:51	57.2		60.5	53.0
23:17:51	56.3		58.5	52.0
23:22:51	55.6	56.6	58.0	52.5
23:27:51	57.7		61.0	53.0
23:32:51	57.3		60.5	52.5
23:37:51	56.9	56.7	59.5	53.0
23:42:51	55.9		59.5	52.0
23:47:51	55.5		58.5	52.0
23:52:51	57.4	56.3	60.5	52.5
23:57:51	55.7		57.5	53.0

Tuesday 6/11/2018

Time	LAeq	LAeq (30/15min)	LAF10	LAF90
11:57:48	64.5	[illegible]	68.0	59.0
12:02:48	64.8		68.0	58.5
12:07:48	64.2		67.0	59.5
12:12:48	64.2		67.5	58.5
12:17:48	63.6		66.5	58.5
12:22:48	64.0	63.8	67.5	57.5
12:27:48	64.4		67.0	58.5
12:32:48	63.0		67.0	57.0
12:37:48	63.2		66.0	57.5
12:42:48	64.3		67.0	57.5
12:47:48	63.0		66.5	57.0
12:52:48	63.8	63.8	67.5	57.0
12:57:48	63.9		67.0	58.5
13:02:48	64.0		67.0	57.0
13:07:48	63.5		66.5	59.5
13:12:48	64.3		67.0	60.5
13:17:48	64.5		67.0	59.0
13:22:48	64.1	64.8	66.5	60.0
13:27:48	65.2		67.5	60.5
13:32:48	64.9		67.0	61.0
13:37:48	65.5		68.0	61.5
13:42:48	64.6		67.0	61.0
13:47:48	65.8		68.0	61.5
13:52:48	66.4	65.4	68.5	61.5
13:57:48	65.2		68.0	61.0
14:02:48	65.3		68.0	61.0
14:07:48	64.9		68.0	60.5
14:12:48	64.9		67.5	61.0
14:17:48	65.6		67.5	62.0
14:22:48	65.6	65.3	68.5	61.0
14:27:48	65.0		67.5	60.0
14:32:48	65.0		67.5	60.5
14:37:48	65.4		68.5	60.5
14:42:48	65.8		68.5	61.5
14:47:48	65.9		69.0	61.0
14:52:48	66.8	66.1	69.0	63.0
14:57:48	66.1		68.5	62.0
15:02:48	65.6		68.0	61.5
15:07:48	66.3		69.0	61.5
15:12:48	66.1		68.5	62.0
15:17:48	68.5		70.0	65.5
15:22:48	66.1	66.4	68.5	62.0
15:27:48	65.5		68.0	61.5
15:32:48	65.8		68.5	60.5
15:37:48	65.3		68.5	59.0
15:42:48	65.4		68.5	59.0
15:47:48	65.4		68.0	59.5
15:52:48	64.6	65.3	68.0	59.5
15:57:48	65.2		68.0	59.5
16:02:48	65.9		69.0	61.0
16:07:48	65.3		68.0	60.5
16:12:48	65.6		68.0	60.0
16:17:48	64.2		67.5	59.5
16:22:48	65.4	65.1	68.0	61.0
16:27:48	65.0		68.0	60.0
16:32:48	64.6		67.5	60.0
16:37:48	65.4		68.5	60.5
16:42:48	64.6		67.0	60.5
16:47:48	65.0		68.0	60.0
16:52:48	65.1	64.6	68.0	59.5
16:57:48	64.3		67.0	60.0
17:02:48	63.9		66.0	60.5
17:07:48	64.6		67.5	60.5
17:12:48	64.8		67.5	60.0
17:17:48	64.2		67.0	58.5
17:22:48	62.9	63.9	66.0	58.0
17:27:48	64.1		66.5	59.5
17:32:48	63.5		66.5	58.0
17:37:48	63.6		67.0	58.0
17:42:48	64.5		67.0	58.5
17:47:48	63.4		66.5	58.0
17:52:48	62.6	63.8	65.5	58.0
17:57:48	63.6		67.0	57.0
18:02:48	63.5		67.0	58.0
18:07:48	65.0		67.5	59.0
18:12:48	62.4		65.0	57.5
18:17:48	63.4		66.5	58.0
18:22:48	62.7	62.5	65.5	58.0
18:27:48	61.9		65.0	57.5
18:32:48	62.3		65.0	57.0
18:37:48	62.0		65.0	56.5
18:42:48	62.4		65.0	56.5
18:47:48	62.1		65.0	56.5
18:52:48	62.1	61.9	65.0	57.0
18:57:48	62.0		65.0	56.5
19:02:48	60.8		64.0	57.0
19:07:48	61.6		64.5	57.0
19:12:48	63.2		66.0	56.5
19:17:48	62.2	62.3	65.0	56.5
19:22:48	61.1		63.5	56.5
19:27:48	61.3		64.0	56.5
19:32:48	60.0	60.2	63.0	55.5
19:37:48	59.0		61.5	56.0
19:42:48	61.4		65.0	55.5
19:47:48	60.0	60.5	62.5	56.0
19:52:48	60.0		63.0	56.0
19:57:48	59.6		63.0	55.5
20:02:48	60.7	60.3	64.0	56.0
20:07:48	60.4		63.5	55.5
20:12:48	58.8		62.0	55.0
20:17:48	58.2	59.3	61.5	55.0
20:22:48	60.5		63.0	56.5
20:27:48	58.8		61.5	55.0
20:32:48	58.3	58.8	61.5	54.5
20:37:48	59.3		62.5	55.0
20:42:48	58.7		61.0	55.0
20:47:48	58.1	58.4	61.0	54.5
20:52:48	58.4		61.5	55.0
20:57:48	56.8		59.0	55.0
21:02:48	57.6	57.9	59.5	55.0
21:07:48	59.0		61.0	55.0
21:12:48	58.5		61.5	55.0
21:17:48	57.2	57.7	59.5	54.5
21:22:48	57.4		59.0	54.5
21:27:48	57.9		60.5	54.5
21:32:48	58.1	58.1	60.5	55.0
21:37:48	58.3		61.0	55.0
21:42:48	60.4		63.5	55.5
21:47:48	58.0	58.9	61.0	55.0
21:52:48	57.7		60.5	53.5
21:57:48	59.1		62.0	53.5
22:02:48	57.5	58.5	61.0	53.5
22:07:48	58.8		62.0	54.0
22:12:48	57.2		60.0	54.0
22:17:48	57.2	57.1	59.5	54.0
22:22:48	57.0		59.0	53.5
22:27:48	56.7		59.5	53.0
22:32:48	56.4	56.3	59.0	52.5
22:37:48	55.6		57.5	53.0
22:42:48	59.1		62.0	53.5
22:47:48	57.5	58.5	60.5	53.0
22:52:48	58.6		61.5	53.5
22:57:48	56.5		59.5	52.5
23:02:48	56.7	57.5	60.0	53.0
23:07:48	58.9		62.5	54.0
23:12:48	57.3		60.0	52.0
23:17:48	56.1	56.6	58.0	52.5
23:22:48	56.3		59.5	52.5
23:27:48	55.8		58.0	52.5
23:32:48	56.3	56.1	59.5	52.0
23:37:48	56.1		59.0	52.5
23:42:48	56.7		60.0	52.5
23:47:48	56.5	56.4	59.0	52.5
23:52:48	55.9		58.0	53.0
23:57:48	57.9		61.0	53.0

Wednesday 7/11/2018

Time	LAeq	LAeq (30/15min)	LAF10	LAF90
11:52:48	64.6		67.5	60.0
11:57:48	63.8		67.0	59.0
12:02:48	64.9		67.5	60.5
12:07:48	64.2	64.1	67.0	59.5
12:12:48	64.0		66.5	58.5
12:17:48	63.9		66.5	59.0
12:22:48	63.8		66.0	59.0
12:27:48	63.9		67.0	58.5
*12:32:10	64.6		67.5	59.5
12:40:05	64.2		67.5	58.5
12:45:05	64.5	64.2	67.5	58.0
12:50:05	64.8		68.0	58.5
12:55:05	63.5		66.5	58.0
13:00:05	64.4		67.5	58.5
13:05:05	64.3		67.0	58.5
13:10:05	64.6		67.5	60.5
13:15:05	64.3	64.7	67.0	60.0
13:20:05	64.6		67.0	61.5
13:25:05	64.8		68.0	60.5
13:30:05	65.6		68.5	61.5
13:35:05	65.1		67.5	61.5
13:40:05	65.7		68.5	62.0
13:45:05	65.6	65.5	68.0	62.0
13:50:05	65.7		68.0	62.0
13:55:05	65.9		68.5	62.0
14:00:05	64.9		67.5	61.0
14:05:05	65.5		68.5	60.5
14:10:05	65.9		69.0	61.0
14:15:05	64.4	65.4	67.5	59.5
14:20:05	65.3		68.0	61.5
14:25:05	65.9		68.5	61.0
14:30:05	65.4		68.5	61.0
14:35:05	65.0		67.5	61.0
14:40:05	64.9		68.0	60.5
14:45:05	65.8	65.4	69.0	60.5
14:50:05	65.7		68.5	60.0
14:55:05	65.5		68.0	60.5
15:00:05	65.5		68.5	60.0
15:05:05	65.1		68.0	60.0
15:10:05	65.5		69.0	59.5
15:15:05	65.2	66.0	68.0	60.0
15:20:05	66.4		69.5	60.5
15:25:05	66.8		69.0	62.0
15:30:05	66.9		69.5	60.5
15:35:05	67.5		70.5	60.0
15:40:05	66.6		69.5	60.5
15:45:05	65.4	66.8	68.5	61.0
15:50:05	65.0		68.0	60.0
15:55:05	67.9		70.5	61.0
16:00:05	67.6		70.0	63.0
16:05:05	68.1		70.5	62.0
16:10:05	69.0		71.5	65.0
16:15:05	67.2	67.7	70.0	61.5
16:20:05	68.1		70.5	62.5
16:25:05	67.2		69.5	61.5
16:30:05	65.6		68.0	60.0
16:35:05	67.6		69.5	61.5
16:40:05	66.8		69.0	61.5
16:45:05	66.9	66.3	69.5	63.0
16:50:05	65.5		68.0	61.0
16:55:05	65.2		67.5	61.0
17:00:05	65.2		68.0	59.5
17:05:05	65.0		67.5	60.0
17:10:05	65.4		67.5	60.0
17:15:05	65.4	65.1	68.5	59.5
17:20:05	65.0		67.5	60.0
17:25:05	65.5		67.5	60.0
17:30:05	64.2		67.5	59.0
17:35:05	65.6		68.0	58.0
17:40:05	64.3		67.0	59.0
17:45:05	64.7	64.2	67.5	59.0
17:50:05	63.7		66.5	58.5
17:55:05	63.3		66.5	57.5
18:00:05	62.9		66.5	57.0
18:05:05	64.0		66.5	58.0
18:10:05	63.2		65.5	58.5
18:15:05	63.6	63.0	66.0	58.5
18:20:05	63.1		65.0	58.0
18:25:05	62.1		65.0	57.5
18:30:05	61.5		65.0	56.5
18:35:05	62.3		64.5	57.0
18:40:05	62.7		65.5	57.0
18:45:05	61.1	61.9	64.5	56.5
18:50:05	62.8		66.0	57.0
18:55:05	60.8		63.5	56.0
19:00:05	60.9		64.0	56.0
19:05:05	63.4		66.5	57.0
19:10:05	63.9	63.3	66.5	57.5
19:15:05	62.6		65.5	57.0
19:20:05	62.0		64.5	56.0
19:25:05	62.8	62.9	66.0	56.0
19:30:05	63.8		67.0	58.0
19:35:05	63.8		66.0	57.5
19:40:05	61.4	62.0	64.0	56.0
19:45:05	59.9		63.5	55.5
19:50:05	60.2		62.5	55.0
19:55:05	59.7	60.5	63.0	55.0
20:00:05	61.4		65.0	56.0
20:05:05	60.3		63.0	55.5
20:10:05	59.8	60.2	62.0	56.5
20:15:05	60.6		63.5	56.0
20:20:05	59.3		63.0	55.5
20:25:05	60.2	59.5	63.5	55.5
20:30:05	58.8		62.0	55.0
20:35:05	60.1		63.5	55.5
20:40:05	58.8	59.3	61.5	55.5
20:45:05	58.8		62.0	55.5
20:50:05	58.5		62.0	55.0
20:55:05	58.4	58.7	61.5	55.0
21:00:05	59.2		62.0	55.5
21:05:05	58.0		60.5	55.5
21:10:05	60.3	58.7	63.5	55.0
21:15:05	58.2		59.5	54.5
21:20:05	58.2		60.5	55.5
21:25:05	58.0	58.0	60.5	55.5
21:30:05	57.9		59.5	55.5
21:35:05	58.3		61.0	55.0
21:40:05	58.7	58.5	62.0	55.0
21:45:05	58.5		61.5	55.0
21:50:05	58.2		60.5	55.0
21:55:05	57.3	58.0	60.0	53.5
22:00:05	58.5		61.5	54.0
22:05:05	57.8		60.5	54.0
22:10:05	60.5	58.7	61.0	54.5
22:15:05	57.1		59.0	54.0
22:20:05	57.2		60.0	54.0
22:25:05	57.4	58.3	59.5	54.5
22:30:05	59.9		58.0	54.0
22:35:05	55.4		57.5	53.5
22:40:05	55.0	55.9	56.0	53.0
22:45:05	57.0		60.5	53.0
22:50:05	56.3		59.0	53.0
22:55:05	55.8	56.2	58.5	53.0
23:00:05	56.5		58.5	53.5
23:05:05	56.4		59.0	53.0
23:10:05	57.8	56.8	61.0	53.5
23:15:05	55.9		59.0	53.0
23:20:05	56.3		59.5	53.0
23:25:05	58.0	56.8	61.0	53.0
23:30:05	55.8		58.5	53.0
23:35:05	56.1		59.5	52.5
23:40:05	56.1	56.2	59.0	53.0
23:45:05	56.3		58.5	53.0
23:50:05	57.1		60.5	53.0
23:55:05	55.0		56.5	53.0

Thursday 8/11/2018

Time	LAeq	LAeq (30/15min)	LAF10	LAF90
11:50:05	64.0	[illegible]	67.0	59.0
11:55:05	65.2		68.5	58.5
12:00:05	63.9		67.5	58.0
12:05:05	65.2		68.0	60.0
12:10:05	64.4		67.5	59.5
12:15:05	64.4	64.5	67.0	59.5
12:20:05	64.6		67.5	59.0
12:25:05	64.5		67.0	60.0
12:30:05	63.7		67.0	59.0
12:35:05	63.3		66.5	58.0
12:40:05	64.7		68.0	59.0
12:45:05	65.0	64.4	67.5	59.5
12:50:05	64.7		67.0	60.0
12:55:05	64.3		67.5	59.5
13:00:05	64.4		67.5	60.5
13:05:05	64.4		67.0	60.5
13:10:05	64.6		67.5	60.5
13:15:05	64.1	65.4	66.0	60.5
13:20:05	64.7		67.0	61.0
13:25:05	67.3		69.0	63.5
13:30:05	66.1		68.5	62.0
13:35:05	65.8		67.5	63.0
13:40:05	66.3		68.5	62.5
13:45:05	66.2	66.0	69.0	62.0
13:50:05	66.2		68.5	62.0
13:55:05	66.1		68.0	63.0
14:00:05	65.3		68.5	60.5
14:05:05	65.4		68.0	61.0
14:10:05	64.5		67.0	60.0
14:15:05	64.7		68.0	60.5
*14:18:32	66.7	65.2	69.5	61.5
14:23:44	65.4		68.0	61.0
14:28:44	64.7		67.0	60.5
14:33:44	66.3		69.5	61.0
14:38:44	65.9		69.0	61.0
14:43:44	65.5		68.5	61.5
14:48:44	66.9	66.3	70.0	63.0
14:53:44	65.8		68.0	61.5
14:58:44	67.1		69.0	63.5
15:03:44	66.1		68.5	62.5
15:08:44	66.4		69.0	63.0
15:13:44	66.6		69.0	63.0
15:18:44	65.3	65.9	67.0	62.0
15:23:44	65.7		68.5	61.0
15:28:44	65.5		68.5	60.5
15:33:44	65.7		68.5	61.0
15:38:44	66.9		69.0	64.0
15:43:44	65.4		68.0	61.0
15:48:44	66.4	66.1	69.0	62.5
15:53:44	66.7		69.0	63.0
15:58:44	65.5		68.0	62.0
16:03:44	65.3		68.0	60.5
16:08:44	66.5		68.5	61.5
16:13:44	64.4		67.0	60.5
16:18:44	65.5	65.5	68.5	60.5
16:23:44	65.1		68.0	60.5
16:28:44	65.5		68.0	60.5
16:33:44	65.9		68.0	59.5
16:38:44	64.5		68.0	60.0
16:43:44	64.9		67.5	60.0
16:48:44	65.0	64.9	67.5	61.0
16:53:44	65.1		68.0	60.0
16:58:44	65.2		68.0	60.0
17:03:44	64.9		68.0	60.0
17:08:44	64.7		67.5	60.0
17:13:44	64.9		67.5	60.5
17:18:44	65.3	64.8	68.0	60.5
17:23:44	64.7		67.5	60.5
17:28:44	64.9		67.0	60.0
17:33:44	64.0		67.0	59.5
17:38:44	63.9		67.0	58.5
17:43:44	64.7		67.5	59.5
17:48:44	63.2	63.8	66.0	58.5
17:53:44	63.1		66.5	58.0
17:58:44	63.2		66.0	57.5
18:03:44	64.5		66.0	57.5
18:08:44	63.5		66.5	57.5
18:13:44	64.3		67.0	57.5
18:18:44	63.0	63.1	65.5	58.0
18:23:44	63.2		66.5	57.5
18:28:44	62.2		65.5	57.0
18:33:44	61.7		65.0	56.5
18:38:44	61.8		65.0	56.0
18:43:44	69.8		69.5	56.5
18:48:44	62.5	64.6	65.5	57.0
18:53:44	61.7		64.5	56.5
18:58:44	61.6		64.5	56.0
19:03:44	61.8		65.0	56.5
19:08:44	62.0		65.0	57.5
19:13:44	62.3	61.9	65.0	57.5
19:18:44	61.5		64.0	56.0
19:23:44	62.2		65.5	56.0
19:28:44	62.1	61.8	65.5	58.0
19:33:44	61.0		63.0	58.0
19:38:44	62.1		64.0	59.0
19:43:44	60.1	60.7	63.5	55.5
19:48:44	59.6		62.0	56.0
19:53:44	61.4		64.0	56.0
19:58:44	60.6	60.9	63.5	55.5
20:03:44	60.5		63.5	56.5
20:08:44	59.6		62.0	56.0
20:13:44	62.3	60.7	64.5	56.5
20:18:44	59.8		62.5	56.0
20:23:44	59.4		62.5	55.5
20:28:44	58.4	59.1	61.5	55.5
20:33:44	59.4		62.5	55.5
20:38:44	59.9		62.0	55.5
20:43:44	58.7	59.4	61.0	55.5
20:48:44	59.4		63.0	55.5
20:53:44	59.0		61.5	55.5
20:58:44	58.1	59.1	60.0	55.5
21:03:44	59.9		62.0	56.0
21:08:44	59.3		63.0	55.5
21:13:44	57.7	58.4	59.5	55.0
21:18:44	58.1		60.5	55.0
21:23:44	57.3		59.5	55.5
21:28:44	58.3	58.0	60.5	55.5
21:33:44	58.3		60.5	55.0
21:38:44	58.8		61.5	55.5
21:43:44	59.3	58.8	61.5	56.0
21:48:44	58.4		60.5	55.5
21:53:44	57.1		60.0	54.0
21:58:44	60.0	59.0	64.0	54.5
22:03:44	59.3		60.5	53.5
22:08:44	60.3		62.5	55.0
22:13:44	57.3	58.4	60.0	54.5
22:18:44	56.9		59.5	54.0
22:23:44	58.7		60.5	54.0
22:28:44	56.4	58.9	58.5	54.0
22:33:44	60.7		62.5	54.5
22:38:44	61.7		62.5	54.5
22:43:44	57.1	59.4	59.5	54.0
22:48:44	57.8		60.0	54.0
22:53:44	56.3		59.0	53.0
22:58:44	55.8	56.7	58.0	53.5
23:03:44	57.8		61.0	54.0
23:08:44	57.5		61.0	53.5
23:13:44	57.9	57.6	61.0	53.5
23:18:44	57.3		60.5	53.5
23:23:44	58.2		61.0	53.5
23:28:44	55.8	57.1	57.5	53.5
23:33:44	57.0		60.0	53.5
23:38:44	56.2		59.0	53.5
23:43:44	56.1	56.5	58.0	53.0
23:48:44	57.0		59.0	53.0
23:53:44	56.4		59.0	53.0
23:58:44	57.1		59.5	53.5

Friday 9/11/2018

Time	LAeq	LAeq (30/15min)	LAF10	LAF90
11:53:44	64.2	[illegible]	67.0	59.5
11:58:44	65.4		68.5	60.0
12:03:44	63.6		66.5	59.5
12:08:44	65.0		68.5	60.0
12:13:44	64.0		67.0	59.0
12:18:44	64.3	63.9	66.5	60.0
12:23:44	63.0		65.5	59.0
12:28:44	63.6		66.0	59.0
12:33:44	63.4		66.5	58.0
12:38:44	63.3		66.0	58.0
12:43:44	63.3		66.5	57.5
12:48:44	64.4		67.5	58.5
12:53:44	64.2	64.1	67.0	59.0
12:58:44	64.0		67.0	59.0
*13:02:52	64.6		68.0	59.5
13:08:03	65.3		68.0	61.0
13:13:03	63.6		66.0	60.0
13:18:03	65.3	65.3	68.0	61.0
13:23:03	65.7		68.0	61.5
13:28:03	65.5		68.0	61.5
13:33:03	65.4		68.0	61.0
13:38:03	65.9		69.0	62.0
13:43:03	66.0		68.5	62.5
13:48:03	66.4	65.8	68.5	63.0
13:53:03	65.5		68.0	62.0
13:58:03	65.5		68.0	62.0
14:03:03	65.5		68.5	62.0
14:08:03	65.7		68.0	61.0
14:13:03	65.5		67.5	62.0
14:18:03	65.3		68.0	61.0
14:23:03	65.1	65.2	68.0	60.0
14:28:03	64.6		68.0	59.5
14:33:03	64.9		68.0	60.0
14:38:03	65.9		68.5	61.0
14:43:03	64.6		67.5	60.0
14:48:03	64.2		67.0	60.0
14:53:03	64.7	64.7	67.5	59.5
14:58:03	65.1		67.5	60.5
15:03:03	65.4		68.5	60.0
15:08:03	64.2		67.0	60.0
15:13:03	64.4		67.0	60.0
15:18:03	64.0		66.5	59.5
15:23:03	64.7	64.6	68.0	59.5
15:28:03	64.8		67.0	60.0
15:33:03	64.8		67.5	59.5
15:38:03	64.7		68.0	59.5
15:43:03	64.3		67.0	59.0
15:48:03	64.0		67.0	59.5
15:53:03	65.2	65.3	67.5	61.0
15:58:03	65.6		68.0	60.5
16:03:03	66.6		69.0	62.5
16:08:03	65.4		68.0	61.0
16:13:03	64.8		67.0	61.5
16:18:03	65.2		68.0	60.0
16:23:03	64.4	65.1	66.5	60.5
16:28:03	65.5		68.0	61.0
16:33:03	65.7		68.0	60.5
16:38:03	64.6		67.0	60.5
16:43:03	67.4		68.0	60.5
16:48:03	70.0		73.5	60.5
16:53:03	66.3	67.4	68.5	59.5
16:58:03	68.4		70.0	60.5
17:03:03	64.1		67.0	60.5
17:08:03	65.7		68.5	60.5
17:13:03	65.2		68.0	60.0
17:18:03	64.9		67.5	60.0
17:23:03	64.5	64.6	67.5	59.0
17:28:03	64.5		67.0	59.5
17:33:03	63.6		66.0	59.5
17:38:03	64.7		68.0	59.0
17:43:03	64.0		67.5	58.5
17:48:03	64.0		66.5	59.0
17:53:03	63.7	63.8	66.5	59.5
17:58:03	64.1		66.5	60.0
18:03:03	63.6		65.5	58.5
18:08:03	63.2		66.0	59.0
18:13:03	65.1		67.5	60.0
18:18:03	63.6		66.5	58.5
18:23:03	63.6	63.5	67.0	58.0
18:28:03	63.0		66.0	57.5
18:33:03	62.1		65.5	57.0
18:38:03	63.0		66.0	57.0
18:43:03	62.6		65.0	57.5
18:48:03	62.5		66.0	57.5
18:53:03	62.3	62.1	65.0	57.5
18:58:03	61.5		64.0	56.0
19:03:03	61.6		64.0	57.5
19:08:03	61.7		65.0	57.0
19:13:03	62.3		65.0	57.0
19:18:03	64.4	62.8	65.5	57.5
19:23:03	60.9		64.0	56.5
19:28:03	61.6		64.0	56.5
19:33:03	61.3	61.0	63.5	57.0
19:38:03	60.1		62.5	56.5
19:43:03	61.3		64.5	56.5
19:48:03	59.9	60.7	62.0	56.5
19:53:03	60.7		63.0	56.0
19:58:03	60.5		63.5	55.5
20:03:03	60.3	60.3	63.0	56.0
20:08:03	60.1		62.0	56.5
20:13:03	61.4		63.5	56.5
20:18:03	60.1	60.4	62.5	56.5
20:23:03	59.6		62.0	56.5
20:28:03	59.9		63.5	55.5
20:33:03	60.4	60.1	63.5	56.0
20:38:03	59.9		62.5	56.0
20:43:03	59.8		62.5	56.5
20:48:03	59.4	60.1	62.0	56.0
20:53:03	61.0		63.5	56.5
20:58:03	59.2		61.0	56.5
21:03:03	64.7	62.3	62.0	56.0
21:08:03	61.0		63.5	56.5
21:13:03	58.7		61.0	56.0
21:18:03	58.0	58.5	60.0	55.5
21:23:03	58.8		61.0	56.0
21:28:03	59.1		62.0	55.5
21:33:03	59.3	59.4	62.5	55.5
21:38:03	59.7		61.5	56.0
21:43:03	60.5		63.0	56.5
21:48:03	59.2	59.7	62.0	56.0
21:53:03	59.2		61.5	54.5
21:58:03	60.9		64.5	55.0
22:03:03	58.8	59.3	62.5	54.5
22:08:03	57.5		60.0	54.5
22:13:03	57.6		60.0	54.5
22:18:03	57.1	57.1	59.5	54.0
22:23:03	56.7		58.5	54.0
22:28:03	57.0		59.0	54.0
22:33:03	58.2	57.7	60.5	54.5
22:38:03	57.8		60.0	54.0
22:43:03	57.5		60.5	54.0
22:48:03	59.8	59.0	62.5	54.5
22:53:03	59.4		62.0	54.5
22:58:03	60.3		63.5	55.0
23:03:03	59.3	59.5	61.5	55.0
23:08:03	58.7		61.5	54.5
23:13:03	58.4		61.5	54.0
23:18:03	58.0	58.3	61.0	54.0
23:23:03	58.4		61.5	54.0
23:28:03	59.2		62.0	55.0
23:33:03	57.7	58.5	61.0	54.0
23:38:03	58.6		61.0	54.0
23:43:03	57.3		59.5	54.0
23:48:03	59.4	58.5	61.5	55.0
23:53:03	58.6		61.0	54.5
23:58:03	58.2		61.0	55.0

Saturday 10/11/2018

Time	LAeq	LAeq (30/15min)	LAF10	LAF90
11:53:03	64.5		67.5	59.0
11:58:03	63.9		66.5	59.5
12:03:03	63.5		66.5	58.5
12:08:03	64.2	63.9	66.5	60.0
12:13:03	64.2		67.0	59.0
12:18:03	63.8		66.5	59.0
12:23:03	63.8		66.5	58.5
12:28:03	63.9		66.5	58.0
12:33:03	63.7		66.0	59.0
12:38:03	63.4	63.6	66.5	58.0
12:43:03	63.5		66.5	58.0
12:48:03	63.2		66.0	59.0
12:53:03	63.8		66.5	58.5
12:58:03	63.3		66.0	58.0
13:03:03	64.0		67.0	59.0
*13:04:44	64.5	64.8	67.0	60.0
13:11:51	66.4		68.0	60.5
13:16:51	64.8		67.5	60.5
13:21:51	64.7		67.5	60.5
13:26:51	65.1		67.5	61.0
13:31:51	66.8		69.5	62.0
13:36:51	64.9		67.0	60.5
13:41:51	64.5	65.2	66.5	61.0
13:46:51	65.1		68.0	60.0
13:51:51	65.1		67.5	60.0
13:56:51	64.6		67.0	60.0
14:01:51	65.3		68.0	60.5
14:06:51	64.0		66.5	60.0
14:11:51	64.5	64.7	67.0	60.0
14:16:51	64.2		66.5	60.5
14:21:51	64.9		68.0	60.0
14:26:51	64.9		67.5	60.0
14:31:51	66.4		68.5	60.5
14:36:51	65.4		68.0	61.0
14:41:51	66.4	66.4	69.0	61.5
14:46:51	66.5		69.0	62.5
14:51:51	67.5		70.0	63.5
14:56:51	66.1		68.5	62.0
15:01:51	66.4		69.5	61.5
15:06:51	66.4		69.0	62.0
15:11:51	66.3	66.1	69.0	62.0
15:16:51	66.3		69.0	62.0
15:21:51	65.6		68.0	61.0
15:26:51	65.5		68.5	61.0
15:31:51	64.9		67.5	60.5
15:36:51	63.5		66.0	59.5
15:41:51	66.1	65.5	69.0	60.0
15:46:51	64.9		67.5	60.0
15:51:51	66.8		70.0	61.5
15:56:51	65.8		68.5	60.5
16:01:51	64.4		67.0	60.0
16:06:51	65.2		68.5	60.0
16:11:51	66.1	65.7	69.0	61.5
16:16:51	66.1		68.5	62.0
16:21:51	67.0		69.5	62.5
16:26:51	64.9		67.5	60.5
16:31:51	65.0		67.5	60.5
16:36:51	65.9		68.0	61.0
16:41:51	64.7	65.2	68.0	59.5
16:46:51	65.1		68.0	60.5
16:51:51	65.6		67.5	60.0
16:56:51	64.9		68.5	59.0
17:01:51	63.4		65.5	59.5
17:06:51	64.2		67.5	58.5
17:11:51	64.4	63.6	67.5	59.5
17:16:51	63.1		65.5	59.0
17:21:51	63.3		66.5	58.0
17:26:51	63.1		66.0	58.5
17:31:51	62.4		66.0	58.0
17:36:51	63.2		66.0	58.5
17:41:51	63.5	64.7	67.0	58.0
17:46:51	69.2		71.0	58.0
17:51:51	62.7		65.5	57.5
17:56:51	62.0		66.0	57.0
18:01:51	63.2		66.0	57.5
18:06:51	63.0		65.5	59.0
18:11:51	62.4	62.5	65.5	58.0
18:16:51	62.7		65.5	58.0
18:21:51	62.4		65.0	57.0
18:26:51	60.7		63.0	57.0
18:31:51	61.6		65.0	56.0
18:36:51	60.0		63.0	56.5
18:41:51	61.6	61.0	64.5	57.0
18:46:51	60.5		63.0	56.0
18:51:51	61.6		65.0	55.5
18:56:51	60.7		63.5	55.5
19:01:51	59.2		62.0	55.5
19:06:51	60.3	60.0	63.0	56.0
19:11:51	60.5		64.0	55.5
19:16:51	59.6		62.5	55.5
19:21:51	61.4	60.3	65.0	56.0
19:26:51	59.7		63.0	56.0
19:31:51	59.7		62.5	55.0
19:36:51	59.9	59.6	62.5	55.5
19:41:51	59.1		62.5	55.5
19:46:51	59.8		62.5	55.5
19:51:51	59.4	59.8	62.0	55.5
19:56:51	60.2		63.0	55.0
20:01:51	60.0		63.0	55.0
20:06:51	58.7	59.3	61.5	55.0
20:11:51	59.2		62.0	55.5
20:16:51	59.4		62.0	55.0
20:21:51	59.0	58.9	62.5	55.0
20:26:51	58.1		61.0	55.0
20:31:51	57.8		60.0	55.0
20:36:51	59.3	62.1	61.5	55.5
20:41:51	65.4		62.5	55.5
20:46:51	57.4		59.5	55.0
20:51:51	58.4	57.8	61.0	55.5
20:56:51	57.4		59.0	55.0
21:01:51	57.7		60.0	55.5
21:06:51	59.4	58.5	61.0	55.5
21:11:51	58.1		59.0	55.5
21:16:51	57.4		58.5	55.0
21:21:51	58.3	57.9	61.0	55.0
21:26:51	58.0		60.5	55.0
21:31:51	60.7		64.0	56.0
21:36:51	59.2	59.4	61.5	55.5
21:41:51	58.0		60.5	55.5
21:46:51	57.5		59.5	55.5
21:51:51	58.3	58.6	60.0	55.0
21:56:51	59.6		62.0	55.0
22:01:51	57.4		60.0	54.5
22:06:51	58.9	58.0	61.5	54.5
22:11:51	57.5		60.5	54.5
22:16:51	57.2		59.5	54.5
22:21:51	57.9	57.4	60.5	55.0
22:26:51	57.2		59.5	54.0
22:31:51	57.4		59.5	54.0
22:36:51	57.5	57.7	60.5	54.5
22:41:51	58.2		61.0	54.5
22:46:51	56.8		59.0	53.5
22:51:51	59.1	58.2	62.0	53.5
22:56:51	58.5		61.5	53.0
23:01:51	57.0		60.5	53.0
23:06:51	58.6	57.6	61.0	53.5
23:11:51	56.9		59.0	53.0
23:16:51	56.4		58.5	53.5
23:21:51	57.2	56.7	60.0	53.0
23:26:51	56.5		59.5	52.5
23:31:51	55.9		59.0	53.0
23:36:51	57.5	56.4	59.5	53.5
23:41:51	55.7		57.5	52.5
23:46:51	56.9		59.0	53.0
23:51:51	57.6	57.0	60.0	52.5
23:56:51	56.3		59.0	53.0

Sunday 11/11/2018

Time	LAeq	LAeq (30/15min)	LAF10	LAF90
11:58:06	61.1		64.0	56.5
12:03:06	61.2	60.6	63.5	56.0
12:08:06	59.3		61.5	56.0
12:13:06	60.0		63.0	56.0
12:18:06	61.7	61.4	65.0	56.5
12:23:06	62.3		62.5	55.5
12:28:06	60.0		63.0	55.5
12:33:06	59.7	59.4	63.0	56.0
12:38:06	58.2		60.5	55.5
12:43:06	59.2		62.0	55.5
12:48:06	57.9	59.1	60.5	54.5
12:53:06	60.0		63.5	55.0
12:58:06	59.3		62.5	55.0
13:03:06	59.4	59.0	62.5	55.0
13:08:06	58.3		61.0	55.5
13:13:06	60.5		62.5	57.0
13:18:06	59.8	59.9	62.0	56.0
13:23:06	59.2		62.0	56.0
13:28:06	59.4		61.5	55.5
13:33:06	60.5	62.2	63.5	56.0
13:38:06	64.7		65.0	56.0
13:43:06	61.7		63.0	56.0
13:48:06	58.7	60.0	61.0	55.5
13:53:06	58.9		61.5	55.0
13:58:06	59.0		61.5	56.0
14:03:06	59.8	59.7	62.5	56.0
14:08:06	60.2		62.5	56.0
14:13:06	59.8		62.5	56.0
14:18:06	58.4	58.9	61.0	55.5
14:23:06	58.4		60.5	55.5
14:28:06	58.6		61.0	55.0
14:33:06	57.6	58.1	58.5	55.0
14:38:06	58.1		60.5	55.5
14:43:06	59.6		61.5	56.0
14:48:06	59.1	59.6	62.0	55.5
14:53:06	60.1		63.0	55.5
14:58:06	59.1		62.0	55.5
15:03:06	59.0	58.9	60.5	56.0
15:08:06	58.6		61.0	55.5
15:13:06	59.2		62.0	56.0
15:18:06	59.9	59.5	63.0	56.0
15:23:06	59.5		62.0	56.5
15:28:06	59.3		62.0	56.5
15:33:06	58.7	59.2	60.5	56.0
15:38:06	59.6		62.5	56.0
15:43:06	59.0		62.5	55.5
15:48:06	58.4	58.7	61.0	55.5
15:53:06	58.8		61.5	56.0
15:58:06	60.3		63.0	56.5
16:03:06	59.1	59.8	61.5	55.5
16:08:06	59.9		62.5	56.5
16:13:06	59.5		62.5	56.5
16:18:06	60.3	59.6	63.0	56.5
16:23:06	59.0		61.5	55.5
16:28:06	59.7		62.5	55.5
16:33:06	58.5	58.9	61.0	55.5
16:38:06	58.3		61.0	55.0
16:43:06	66.7		69.5	57.5
16:48:06	67.4	67.6	71.0	57.5
16:53:06	68.4		71.5	61.0
16:58:06	67.4		70.5	60.0
17:03:06	65.7	66.7	69.5	58.5
17:08:06	66.7		70.5	58.5
17:13:06	68.5		71.5	60.0
17:18:06	67.1	68.1	70.5	60.0
17:23:06	68.5		71.5	59.5
17:28:06	61.1		63.5	56.0
17:33:06	59.2	60.2	62.0	56.0
17:38:06	60.1		63.0	56.0
17:43:06	59.3		62.5	56.0
17:48:06	59.5	59.3	62.0	56.0
17:53:06	59.2		62.0	55.5
17:58:06	59.3		62.0	56.0
18:03:06	59.2	59.4	61.5	56.0
18:08:06	59.8		63.0	56.0
18:13:06	60.9		63.0	56.0
18:18:06	59.9	59.9	62.5	55.0
18:23:06	58.6		61.5	55.0
18:28:06	58.7		61.0	55.5
18:33:06	61.2	60.1	61.5	55.5
18:38:06	59.9		62.5	55.5
18:43:06	59.4		62.5	55.5
18:48:06	58.6	58.8	61.5	55.5
18:53:06	58.4		60.5	55.0
18:58:06	58.2		60.5	55.0
19:03:06	68.1	67.7	68.5	55.0
19:08:06	70.3		70.0	55.5
19:13:06	59.6		63.0	56.0
19:18:06	59.7	60.6	62.0	57.0
19:23:06	62.1		63.5	57.0
19:28:06	59.1		62.0	56.0
19:33:06	59.7	59.2	62.5	56.5
19:38:06	58.9		60.5	56.0
19:43:06	59.9		62.5	56.5
19:48:06	58.7	59.0	61.0	56.0
19:53:06	58.1		60.0	56.0
19:58:06	59.1		61.5	56.0
20:03:06	59.9	59.6	62.0	56.5
20:08:06	59.8		62.5	55.5
20:13:06	59.0		61.5	56.0
20:18:06	58.1	58.5	60.0	56.0
20:23:06	58.2		61.0	55.5
20:28:06	58.2		61.0	55.5
20:33:06	57.4	58.7	59.0	55.5
20:38:06	60.1		63.0	55.5
20:43:06	58.7		61.0	56.0
20:48:06	57.8	58.2	60.0	55.5
20:53:06	57.9		59.5	55.5
20:58:06	58.6		61.0	56.0
21:03:06	57.7	61.8	59.5	55.5
21:08:06	65.1		64.0	56.0
21:13:06	58.0		59.0	55.5
21:18:06	57.3	57.6	59.0	55.5
21:23:06	57.4		58.5	55.5
21:28:06	57.0		59.0	55.5
21:33:06	56.6	57.8	58.5	55.0
21:38:06	59.3		61.5	55.5
21:43:06	59.5		62.5	56.0
21:48:06	58.6	58.7	61.5	56.0
21:53:06	57.7		59.5	55.5
21:58:06	57.5		60.5	54.0
22:03:06	55.9	56.6	58.0	53.5
22:08:06	56.2		58.5	53.5
22:13:06	59.1		61.5	54.5
22:18:06	56.3	57.6	58.5	54.0
22:23:06	56.9		58.5	53.5
22:28:06	57.2		60.0	54.0
22:33:06	56.9	56.7	59.0	54.0
22:38:06	56.0		57.0	53.5
22:43:06	57.9		61.0	53.5
22:48:06	55.5	57.2	57.5	53.0
22:53:06	57.9		60.5	53.5
22:58:06	56.5		59.5	53.5
23:03:06	55.5	56.1	57.0	53.0
23:08:06	56.3		58.5	53.0
23:13:06	57.0		59.5	53.0
23:18:06	55.3	56.4	57.0	53.0
23:23:06	56.7		59.0	53.5
23:28:06	56.2		58.5	53.0
23:33:06	55.5	56.1	56.5	53.0
23:38:06	56.5		59.5	53.0
23:43:06	55.6		57.5	53.0
23:48:06	54.6	56.9	56.0	52.5
23:53:06	59.1		62.5	53.5
23:58:06	55.3		57.0	53.0

Monday 12/11/2018

Time	LAeq	LAeq (30/15min)	LAF10	LAF90
11:53:06	64.9		68.0	60.0
11:58:06	64.2		67.0	58.5
12:03:06	65.2		68.0	59.5
12:08:06	64.3	64.4	67.0	58.0
12:13:06	64.1		67.0	58.0
12:18:06	64.6		67.5	60.0
12:23:06	63.8		66.0	60.0
12:28:06	64.1		66.5	60.0
12:33:06	64.0		67.5	59.5
12:38:06	63.9	63.8	66.5	59.0
12:43:06	63.7		66.5	58.5
12:48:06	63.4		66.5	59.0
12:53:06	63.9		67.0	58.5
12:58:06	64.8		68.0	59.5
13:03:06	64.6		67.0	60.0
13:08:06	63.7	65.2	66.0	60.0
13:13:06	64.8		67.0	61.0
13:18:06	65.3		67.5	62.0
13:23:06	67.0		69.0	63.0
13:28:06	66.9		69.0	62.5
13:33:06	67.5		69.5	63.0
13:38:06	67.0	66.9	69.0	63.0
13:43:06	67.3		69.5	63.5
13:48:06	65.9		68.5	62.5
13:53:06	66.9		69.5	62.0
*13:54:00	65.5		68.5	61.5
14:01:56	66.9		69.0	62.5
14:06:56	66.9		69.0	64.0
14:11:56	66.4	66.7	69.0	62.5
14:16:56	66.3		68.5	61.5
14:21:56	64.8		67.5	61.0
14:26:56	68.2		70.0	62.0
14:31:56	66.0		68.5	62.0
14:36:56	66.1		68.0	62.5
14:41:56	65.4	65.8	68.5	60.5
14:46:56	65.7		68.0	62.0
14:51:56	66.2		68.5	61.5
14:56:56	65.3		67.5	61.0
15:01:56	65.9		68.5	61.0
15:06:56	65.3		68.0	61.0
15:11:56	65.2	65.6	67.5	61.5
15:16:56	65.9		68.0	61.5
15:21:56	65.8		68.5	61.0
15:26:56	65.4		67.5	61.5
15:31:56	65.9		68.0	62.0
15:36:56	66.2		68.0	62.5
15:41:56	65.3	66.7	68.0	60.5
15:46:56	67.0		69.0	64.0
15:51:56	69.1		70.0	63.5
15:56:56	65.0		67.5	61.0
16:01:56	66.3		68.5	61.5
16:06:56	65.5		68.0	61.5
16:11:56	65.7	65.5	68.0	61.5
16:16:56	65.2		68.0	60.0
16:21:56	65.3		68.0	61.5
16:26:56	64.6		67.0	60.5
16:31:56	63.3		66.0	59.5
16:36:56	64.1		67.0	59.5
16:41:56	64.1	64.6	67.0	59.5
16:46:56	64.2		66.5	59.5
16:51:56	65.9		67.5	60.0
16:56:56	65.2		68.0	60.5
17:01:56	65.2		67.5	60.5
17:06:56	65.2		68.0	60.0
17:11:56	63.9	64.5	66.5	60.0
17:16:56	64.6		67.0	60.0
17:21:56	64.3		67.0	58.5
17:26:56	63.2		66.0	59.0
17:31:56	64.2		67.0	58.5
17:36:56	63.8		67.0	58.5
17:41:56	64.6	64.0	67.0	59.5
17:46:56	63.4		66.0	58.5
17:51:56	63.9		66.5	59.0
17:56:56	64.1		66.5	58.5
18:01:56	63.8		66.0	59.0
18:06:56	63.8		66.5	58.0
18:11:56	64.9	63.4	67.0	59.0
18:16:56	62.2		64.5	57.5
18:21:56	62.6		65.0	58.0
18:26:56	62.4		65.5	56.5
18:31:56	61.8		65.0	57.0
18:36:56	62.2		65.0	56.0
18:41:56	60.4	61.6	63.0	56.0
18:46:56	62.4		65.5	57.0
18:51:56	61.6		65.0	56.0
18:56:56	60.8		64.5	56.0
19:01:56	61.4		64.5	55.5
19:06:56	61.7	61.5	65.0	56.0
19:11:56	61.5		64.0	57.0
19:16:56	61.0		63.5	56.0
19:21:56	61.7	63.4	65.0	56.0
19:26:56	65.9		69.0	57.0
19:31:56	60.8		63.5	56.5
19:36:56	61.1	60.7	62.5	56.0
19:41:56	60.3		63.0	56.0
19:46:56	60.5		63.5	55.5
19:51:56	61.4	60.4	64.5	55.5
19:56:56	58.8		61.5	55.5
20:01:56	60.8		64.0	55.5
20:06:56	59.0	59.9	61.5	55.5
20:11:56	59.8		63.0	55.5
20:16:56	60.7		64.0	55.0
20:21:56	58.9	59.5	62.0	55.0
20:26:56	58.6		61.5	55.0
20:31:56	61.7		64.5	55.0
20:36:56	58.0	60.1	60.0	55.0
20:41:56	59.7		63.0	55.5
20:46:56	60.1		62.0	55.5
20:51:56	57.5	58.7	60.5	55.0
20:56:56	58.0		60.5	55.0
21:01:56	58.8		61.5	55.0
21:06:56	57.6	58.4	60.0	55.0
21:11:56	58.6		61.0	55.0
21:16:56	59.9		62.0	56.0
21:21:56	57.8	58.6	59.5	55.0
21:26:56	57.6		60.5	54.5
21:31:56	58.0		61.0	54.5
21:36:56	58.6	59.0	60.5	55.0
21:41:56	60.2		62.5	55.5
21:46:56	59.7		62.5	55.0
21:51:56	60.8	59.6	63.5	55.5
21:56:56	57.9		60.0	55.0
22:01:56	59.9		62.5	55.5
22:06:56	59.7	59.7	62.0	55.5
22:11:56	59.5		62.0	55.5
22:16:56	58.7		61.0	55.5
22:21:56	57.6	58.2	59.5	55.0
22:26:56	58.2		60.0	55.5
22:31:56	58.0		61.0	54.5
22:36:56	57.3	57.9	60.0	54.0
22:41:56	58.4		61.5	54.0
22:46:56	57.7		60.0	53.5
22:51:56	58.4	57.7	60.5	54.0
22:56:56	56.7		60.0	53.0
23:01:56	55.8		58.5	53.0
23:06:56	57.8	57.2	61.0	54.0
23:11:56	57.8		61.0	53.0
23:16:56	55.8		57.5	53.0
23:21:56	56.9	56.6	59.5	53.5
23:26:56	56.9		59.5	53.5
23:31:56	57.0		60.5	53.0
23:36:56	56.6	56.5	60.0	53.5
23:41:56	55.9		58.5	53.0
23:46:56	58.6		58.5	53.0
23:51:56	57.0	57.3	59.5	53.5
23:56:56	56.0		58.0	53.0

Tuesday 13/11/2018

Time	LAeq	LAeq (30/15min)	LAF10	LAF90
[redacted]				

Remark: (*) Data are invalid due to measurement time less than 5 minutes

Appendix G

Database for Marine Water Quality Monitoring Data with Laboratory Result

Contract No. EDO/04/2018
Cross Bay Link, Tseung Kwan O

Baseline Monitoring

Sampling Date: 21-Sep-18

Date / Time	Location	Tide*	Co-ordinates		Water Depth	Sampling Depth	Temp	DO Conc	DO Saturatio	Turbidit y	Salinity	pH	SS
			East	North	m	m	℃	mg/L	%	NTU	ppt	unit	mg/L
11:15	CC1	ME	843199	816395	7.4	1.00	27.9	8.46	128	3.18	30.98	8.11	6.4
							27.9	8.03	121.6	3.24	30.99	8.11	7.3
						3.70	27.3	6.6	99.2	3.83	31.21	8.06	6.9
							27.2	6.61	99.4	3.96	31.25	8.05	8.2
						6.40	27.0	5.19	77.4	5.28	31.45	7.97	7.9
							26.9	5.2	77.5	5.41	31.55	7.94	7.7
11:32	CC2	ME	844058	817105	11.2	1.00	27.8	8.32	125.8	3.75	31.08	8.17	8.5
							27.7	8.26	125.1	3.68	31.12	8.15	8.7
						5.60	26.8	6.3	94.7	3.29	31.75	7.96	9.3
							26.8	6.28	94.5	3.18	31.73	7.96	8.6
						10.20	26.5	5.29	78.9	5.54	32.28	7.95	10.2
							26.5	5.28	78.6	5.36	32.24	7.95	9.5
10:04	CC3	ME	844605	817956	8.6	1.00	28.3	8.94	135.2	3.53	30.75	8.19	8.2
							28.3	8.98	136	3.46	30.77	8.19	7.1
						4.30	27.1	6.79	102	4.13	31.39	7.98	8.1
							27.1	6.84	102.9	4.05	31.39	7.98	8.3
						7.60	26.8	5.27	78.6	6.77	31.71	7.91	9.2
							26.8	5.18	77.2	6.89	31.74	7.9	9.6
10:42	CC4	ME	845427	815606	2.5								
						1.25	27.5	6.98	104.9	3.81	30.93	7.92	9.5
							27.5	6.99	105	4.15	30.93	7.94	9.4
9:41	CC13	ME	844204	817495	7.4	1.00	27.5	7.51	113.2	3.29	31.21	8.05	7.3
							27.4	7.54	113.6	3.26	31.26	8.04	7.2
						3.70	27.0	6.08	91.1	3.68	31.51	7.98	7.4
							27.0	6.15	92.1	3.72	31.51	7.97	8
						6.40	26.8	5.47	81.8	6.52	31.73	7.94	9.3
							26.8	5.38	80.4	6.39	31.75	7.93	9.7
10:25	SWI1	ME	845516	817404	4.7	1.00	28.1	8.05	121.8	2.36	30.94	8.05	6.5
							28.1	8.06	122	2.54	30.94	8.06	5.8
						3.70	27.0	6.01	90	4.92	31.49	7.9	9.7
							27.0	5.97	89.4	4.86	31.5	7.9	9.3
11:03	C3	ME	843832	816205	14.5	1.00	27.5	7.16	107.9	3.84	31.13	7.98	8.3
							27.5	7.16	107.9	3.79	31.13	7.98	7.6
						7.25	26.7	5.63	84.1	3.62	31.86	7.93	8.3
							26.7	5.64	84.3	3.81	31.83	7.93	7
						13.50	26.4	5.34	79.5	5.92	32.45	7.93	9
							26.3	5.33	79.4	5.76	32.48	7.93	8.9
10:52	C4	ME	844613	815734	15.9	1.00	27.0	7.57	114.5	3.72	31.15	7.86	7.2
							27.1	7.56	114.5	3.82	31.14	7.87	7.4
						7.95	26.5	5.51	82.2	4.53	32.26	7.92	8.1
							26.5	5.51	82.1	4.41	32.3	7.93	7.6
						14.90	26.4	5.41	80.6	5.14	32.42	7.93	9.1
							26.4	5.41	80.6	5.2	32.42	7.93	7.5
9:52	I1	ME	844599	817685	9.3	1.00	28.2	7.2	108.9	3.51	31.02	8.18	5.1
							28.2	7.38	111.7	3.69	31.03	8.18	5.7
						4.65	27.0	6.38	95.6	3.95	31.47	7.97	5
							27.0	6.18	92.5	3.84	31.49	7.95	6
						8.30	26.6	4.94	73.7	6.24	32.15	7.91	7
							26.5	4.93	73.5	6.39	32.17	7.91	7.5
16:34	CC1	MF	843225	816419	8.9	1.00	27.7	8.8	133.1	4.82	31.26	8.13	6.2
							27.8	9.18	139	4.78	31.35	8.14	5.7
						4.45	27.3	7.3	109.7	5.85	31.4	8.03	8
							27.3	7.38	111	5.89	31.38	8.02	7.7
						7.90	26.5	5.77	86.1	7.21	32.27	7.98	9.8
							26.5	5.74	85.5	7.24	32.31	7.97	8.6
16:47	CC2	MF	844077	817088	11.7	1.00	27.8	8.88	134.4	4.88	31.19	8.13	6.6
							27.7	8.42	127.2	4.9	31.19	8.11	8.2
						5.85	27.2	6.65	99.9	5.26	31.39	7.96	8.1
							27.1	6.55	98.3	5.31	31.51	7.97	7.2
						10.70	26.4	5.51	82.1	7.14	32.31	7.94	8.4
							26.4	5.38	80.2	7.36	32.33	7.94	8.6
17:16	CC3	MF	844586	817959	9.1	1.00	27.8	8.62	130.5	4.46	31.08	8.11	7.2
							27.8	8.68	131.4	4.44	31.11	8.1	7.7
						4.55	27.6	7.29	110	5.04	31.17	8.03	7.7
							27.5	7.1	106.9	5	31.2	8.01	8.7
						8.10	26.8	5.27	78.7	7.16	31.73	7.93	11.8
							26.8	5.19	77.5	7.38	31.8	7.91	11.9
16:02	CC4	MF	845427	815606	2.8								
						1.40	27.7	6.42	97.4	4.66	30.99	7.83	9
							27.7	6.34	96.2	4.94	30.98	7.83	8.6
16:55	CC13	MF	844208	817458	8.2	1.00	27.6	7.62	115.1	4.82	31.15	8.03	7.2
							27.6	7.66	115.7	4.78	31.15	8.03	6.6
						4.10	27.5	7.19	108.4	5.08	31.19	8.01	8
							27.5	7.14	107.7	5.09	31.18	8	9
						7.20	26.7	5.37	80.1	8.79	31.94	7.93	11.8
							26.8	5.48	82	8.39	31.81	7.93	10.8
15:50	SWI1	MF	845501	817427	3.6	1.00	28.8	9.54	146.5	4.17	30.65	7.98	8.2
							28.7	9.37	142.8	4.11	30.8	8.02	7.6
						2.60	27.5	7.45	112	4.71	31.19	7.97	10.6
							27.3	7.43	111.7	4.72	31.24	7.92	11.3
16:25	C3	MF	843804	816221	15	1.00	27.4	8.78	132.3	4.74	31.31	8.09	5.6
							27.4	8.74	131.6	4.7	31.33	8.07	6.4
						7.50	26.7	5.66	84.5	4.92	31.66	7.92	7.5
							26.7	5.46	81.4	4.94	31.67	7.9	7.7
						14.00	26.1	5.47	81.2	8.26	32.76	7.94	10.1
							26.1	5.46	81.1	8.09	32.75	7.94	11
16:11	C4	MF	844603	815794	14.8	1.00	27.7	8.97	136	4.93	30.99	8.05	8
							27.7	9.08	137.7	4.69	30.98	8.05	7.1
						7.40	27.9	5.46	81.4	4.73	32.18	7.92	7.8
							27.9	5.35	79.9	5.14	32.18	7.93	8.5
						13.80	26.1	5.52	82	6.2	32.79	7.82	9.6
							26.1	5.5	81.7	5.98	32.81	7.83	9.7
17:07	I1	MF	844609	817694	9.5	1.00	28.1	8.42	127.8	4.58	30.9	8.2	7.1
							28.0	8.37	127	4.6	30.91	8.19	7.6
						4.75	27.3	6.65	99.9	5.02	31.25	7.99	11
							27.2	6.54	98.1	4.92	31.29	7.97	10.3
						8.50	26.6	5.44	81.1	7.1	32.06	7.93	11.2
							26.6	5.18	77.3	7.31	31.99	7.92	12.1

MF - Middle Flood tida
ME - Middle Ebb tida

Contract No. EDO/04/2018
Cross Bay Link, Tseung Kwan O

Baseline Monitoring													
Sampling Date:			**26-Sep-18**										
Date / Time	**Location**	**Tide***	**Co-ordinates**		**Water Depth**	**Sampling Depth**	**Temp**	**DO Conc**	**DO Saturatio**	**Turbidit y**	**Salinity**	**pH**	**SS**
			East	**North**	**m**	**m**	**℃**	**mg/L**	**%**	**NTU**	**ppt**	**unit**	**mg/L**
13:36	CC1	ME	843208	816392	9	1.00	27.7	7.55	113.8	2.1	29.85	8.17	4
							27.7	7.76	117	2.03	30.03	8.17	3.9
						4.50	27.6	7.85	118.4	2.04	30.16	8.17	5.6
							27.6	7.86	118.6	2.08	30.14	8.18	5.7
						8.00	26.9	6.14	92.1	5.71	31.14	8.04	7.8
							26.9	6.11	91.6	5.69	31.14	8.04	8.4
13:49	CC2	ME	844086	817084	12	1.00	27.4	7.66	115.2	2.93	30.17	8.15	4.6
							27.5	7.71	116.1	2.85	30.01	8.15	5.3
						6.00	27	5.92	88.8	3.48	31.14	8.02	7.2
							27	5.86	87.9	3.72	31.16	8.02	6.8
						11.00	26.7	5.02	75.2	5.42	31.68	7.96	9.4
							26.7	4.99	74.7	5.58	31.68	7.96	10.2
14:19	CC3	ME	844626	817927	9	1.00	27.3	6.98	104.5	2.14	29.65	8.06	3
							27.4	7.34	109.8	2.26	29.42	8.08	3.4
						4.50	27.3	7.2	108.2	2.85	30.49	8.13	4.1
							27.2	7.29	109.6	2.69	30.47	8.12	4.1
						8.00	27.1	5.74	86.3	6.07	30.96	7.99	5.3
							27.1	5.73	86.1	5.73	30.96	7.99	5.1
13:07	CC4	ME	845431	815618	3.9	1.00	27.2	6.86	103.1	4.78	30.65	8.06	5.3
							27.2	6.91	103.8	4.76	30.65	8.07	5.3
						2.90	27.1	6.83	102.6	4.6	30.73	8.08	5.7
							27.1	6.8	102.1	4.56	30.73	8.07	6.3
14:02	CC13	ME	844138	817452	8.5	1.00	27.5	7.21	108.4	3.45	29.94	8.11	4.6
							27.5	7.2	108.1	3.53	29.95	8.11	4.3
						4.25	27.2	6.85	102.9	4.32	30.59	8.09	5.5
							27.2	6.86	103	4.34	30.58	8.09	5.9
						7.50	26.8	5.17	77.5	5.04	31.48	7.97	10.8
							26.8	5.15	77.2	5.23	31.47	7.97	11.3
12:54	SWI1	ME	845496	817418	4	1.00	27.3	7.55	113.3	3.56	30.24	7.97	7.3
							27.4	7.6	114.1	3.63	30.04	7.99	6.8
						3.00	27.3	7.47	112.1	3.42	30.37	8.05	8.7
							27.3	7.61	114.2	3.87	30.37	8.1	8.4
13:28	C3	ME	843833	816212	15.4	1.00	27.4	7.83	117.8	2.88	30.06	8.17	4.9
							27.5	7.9	118.9	3	30.04	8.17	5.3
						7.70	27.2	7.22	108.4	3.25	30.75	8.12	5.1
							27.2	7.19	108	3.57	30.75	8.12	4.8
						14.40	26.4	5.19	77.6	4.15	32.09	7.97	6
							26.4	5.15	77	4.11	32.04	7.97	5.6
13:14	C4	ME	844606	815750	16.5	1.00	27.3	7.56	113.7	3.07	30.46	8.13	4.9
							27.3	7.52	113.1	3.29	30.5	8.13	5.1
						8.25	26.7	5.64	84.5	4.63	31.54	7.99	8.2
							26.7	5.59	83.7	4.75	31.54	7.99	8.6
						15.50	26.5	5.2	77.7	5.55	32.01	7.96	9.9
							26.5	5.18	77.4	5.56	32.01	7.96	10.3
14:11	I1	ME	844607	817678	9.5	1.00	27.5	7.39	110.5	2.1	28.83	8.11	3.9
							27.5	7.43	111.1	2.17	28.91	8.12	4.4
						4.75	27.2	7.32	110	3.09	30.51	8.13	5.1
							27.2	7.09	106.5	3.02	30.58	8.11	5.3
						8.50	26.9	5.02	75.3	4.48	31.25	7.96	6
							26.9	4.95	74.2	4.87	31.23	7.95	5.9
17:14	CC1	MF	843214	816425	8.1	1.00	27.6	7.91	119.2	2.26	29.87	8.21	3.3
							27.6	8.04	121.4	2.27	29.91	8.2	3.4
						4.05	27.4	7.05	106.2	3.05	30.43	8.09	5.4
							27.2	6.91	103.9	3.79	30.79	8.08	5.2
						7.10	26.9	5.64	84.7	6.42	31.31	8.01	5.3
							26.9	5.55	83.3	6.73	31.31	8	5.6
17:25	CC2	MF	844086	817119	11.5	1.00	27.4	7.22	108.6	2.14	30.15	8.18	3.6
							27.3	7.21	108.4	2.12	30.48	8.17	4.2
						5.75	27.1	6.42	96.5	2.18	30.96	8.09	3.8
							27.1	6.37	95.7	2.13	30.95	8.08	4
						10.50	26.6	5.26	78.8	3.9	31.68	8	5.1
							26.6	5.23	78.4	3.94	31.68	7.99	5.4
17:42	CC3	MF	844594	817949	9	1.00	27.4	7.11	106.4	1.39	29.23	8.1	2.7
							27.3	7.15	107.3	1.51	29.85	8.11	3.1
						4.50	27.3	6.79	102.2	2.31	30.57	8.12	3.9
							27.2	6.43	96.7	2.94	30.69	8.11	4.2
						8.00	26.8	4.92	73.9	4.73	31.37	7.96	7
							26.8	4.91	73.7	4.75	31.37	7.96	7.3
16:48	CC4	MF	845421	815615	4.3	1.00	27.1	6.7	100.8	4.17	30.87	8.06	7.3
							27.1	6.65	100	4.26	30.87	8.06	7.4
						3.30	27.1	6.37	95.7	3.81	31.03	8.05	8.6
							27.1	6.31	94.9	3.93	31.03	8.05	9.1
17:31	CC13	MF	844214	817510	7.4	1.00	27.4	6.99	105.1	2.71	30.05	8.13	4.8
							27.5	7.16	107.7	2.66	29.92	8.13	5.2
						3.70	27.2	6.6	99.3	2.59	30.58	8.11	6.8
							27.2	6.57	98.9	2.58	30.68	8.09	7.3
						6.40	27	5.49	82.5	5.18	31.13	8.03	11.4
							27	5.48	82.3	5.41	31.12	8.02	11
16:38	SWI1	MF	845498	817431	4	1.00	27.6	7.19	107.2	3.08	27.97	8.04	10.7
							27.5	6.92	103.3	4.49	28.17	8.01	11.1
						3.00	27	5.21	78.4	6.73	31.14	7.94	36
							27	4.94	74.3	6.89	31.2	7.91	37.6
17:06	C3	MF	843816	816232	14.9	1.00	27.5	7.95	119.6	2.99	29.91	8.21	6
							27.5	8.1	122	2.83	30	8.2	6.3
						7.45	26.5	5.38	80.5	2.75	31.93	8	7.4
							26.5	5.21	78	2.61	31.92	7.99	7.6
						13.90	26.5	5.09	76.2	4.76	31.96	7.98	12.7
							26.5	5.05	75.6	4.54	31.96	7.98	12.8
16:57	C4	MF	844630	815779	15.9	1.00	27.4	8.52	128.5	2.74	30.38	8.21	5.1
							27.4	8.6	129.8	2.83	30.38	8.21	4.7
						7.95	27	6.18	93	2.41	31.1	8.07	5.9
							27.1	6.59	99.1	2.89	30.98	8.06	6.4
						14.90	26.4	5.17	77.4	5.58	32.09	7.98	7.3
							26.4	5.08	75.9	5.06	32.1	7.97	7.6
17:37	I1	MF	844613	817684	9.8	1.00	27.4	7.24	108.6	2.89	29.53	8.14	5.8
							27.4	7.29	109.3	2.85	29.4	8.14	5.8
						4.90	27.1	6.1	91.8	4.04	30.87	8.05	7
							27.1	6.01	90.4	4.13	30.89	8.04	7.4
						8.80	26.9	5.37	80.6	7.11	31.33	8.02	10.1
							26.7	5.26	78.9	7.15	31.52	7.99	10.7

MF - Middle Flood tida
ME - Middle Ebb tida

Contract No. EDO/04/2018
Cross Bay Link, Tseung Kwan O

Baseline Monitoring

Sampling Date: 28-Sep-18

Date / Time	Location	Tide*	Co-ordinates		Water Depth	Sampling Depth	Temp	DO Conc	DO Saturatio	Turbidity	Salinity	pH	SS
			East	North	m	m	℃	mg/L	%	NTU	ppt	unit	mg/L
13:14	CC1	ME	843219	816430	9.3	1.00	27	5.89	88.5	2.73	31.33	8.07	5
							27	5.85	88	2.61	31.32	8.06	5.1
						4.65	26.9	5.57	83.6	4.04	31.45	8.05	5.9
							26.9	5.56	83.5	3.94	31.44	8.05	5.7
						8.30	26.6	5.18	77.5	8.74	31.84	8.02	6.7
							26.6	5.13	76.8	9.09	31.86	8.02	6.9
13:24	CC2	ME	844060	817090	12.5	1.00	27.2	6.13	92.4	1.88	31.18	8.06	3.1
							27.2	6.04	91.1	1.87	31.19	8.06	3.4
						6.25	27	5.84	87.8	2.31	31.29	8.06	4.3
							27	5.8	87.2	2.7	31.35	8.06	3.9
						11.50	26.8	5.51	82.7	4.6	31.7	8.05	6.1
							26.8	5.4	81	5.24	31.72	8.04	6.4
13:45	CC3	ME	844619	817957	9.2	1.00	27.3	5.84	88.1	2.74	31.08	8.05	5.8
							27.4	5.81	87.7	2.67	31.01	8.06	6.1
						4.60	27.1	5.57	83.7	3.99	31.2	8.04	6.2
							27.1	5.54	83.3	4.04	31.18	8.04	6
						8.20	26.8	5.19	77.9	7.67	31.41	8.02	7.9
							26.8	5.2	78.1	7.78	31.41	8.02	7.7
12:45	CC4	ME	845436	815612	3.3	1.00	26.9	5.78	86.8	3.17	31.19	8.01	7.4
							26.9	5.75	86.3	3.07	31.2	8.01	7.3
						2.30	26.9	5.59	83.8	4.34	31.26	8.01	8.8
							26.9	5.57	83.5	4.17	31.26	8.01	9.2
13:30	CC13	ME	844193	817471	8.7	1.00	27.1	5.72	86.1	4.15	31.21	8.03	9.7
							27.1	5.66	85.2	4.24	31.21	8.03	9.8
						4.35	27	5.58	83.9	5.12	31.29	8.04	10.5
							27	5.57	83.7	5.3	31.31	8.04	10.3
						7.70	26.9	5.53	83	6.23	31.41	8.04	11.8
							26.9	5.49	82.5	6.95	31.45	8.04	12.5
12:36	SWI1	ME	815501	817433	4.9	1.00	27.1	5.59	84.2	3.04	31.21	7.9	6.2
							27.1	5.56	83.6	3.11	31.22	7.92	5.6
						3.90	27	5.64	84.7	2.49	31.22	7.96	8.4
							27	5.65	84.8	2.45	31.22	7.96	8.8
13:05	C3	ME	843830	816208	16.1	1.00	27.2	6.21	93.5	2.39	31.19	8.09	4
							27.2	6.19	93.4	2.34	31.18	8.09	4.4
						8.05	27	5.88	88.4	2.82	31.34	8.07	5.5
							27	5.86	88.1	2.82	31.37	8.07	6
						15.10	26.6	5.06	75.8	4.63	31.94	8.01	6.9
							26.6	5.06	75.8	4.75	31.96	8.01	6.7
12:56	C4	ME	844645	815748	17	1.00	27.4	6.37	96.3	2.06	31.14	8.07	7.3
							27.4	6.34	95.9	2.07	31.14	8.07	6.9
						8.50	26.9	5.73	86.2	3.35	31.45	8.05	7.7
							27	5.72	85.9	3.13	31.42	8.04	8.1
						16.00	26.6	5.16	76.1	5.58	31.83	8.01	9.1
							26.7	5.24	78.6	5.76	31.88	8.01	9.5
13:37	I1	ME	844607	817684	10.3	1.00	27.4	5.91	89.3	2.36	30.99	8.04	4.7
							27.5	5.86	88.6	2.31	30.98	8.04	4.6
						5.15	27	5.53	83.1	3.83	31.25	8.04	6.6
							27	5.53	83.1	3.87	31.25	8.04	6.8
						9.30	26.8	5.3	79.4	6.83	31.45	8.02	8.4
							26.8	5.27	79	6.71	31.45	8.02	8.7
9:09	CC1	MF	843212	816412	8.8	1.00	27	5.91	88.5	1.91	31.15	8.06	4
							27	5.85	87.7	1.99	31.16	8.06	4.8
						4.40	26.9	5.74	86	4.4	31.25	8.05	7.9
							26.9	5.73	85.8	4.26	31.25	8.05	8.2
						7.80	26.9	5.74	86	4.64	31.29	8.05	8.3
							26.9	5.71	85.5	4.54	31.28	8.04	8.1
9:19	CC2	MF	844059	817107	12	1.00	27	5.73	85.9	2.53	31.22	8.05	4.1
							27	5.71	85.6	2.49	31.23	8.05	4.2
						6.00	26.8	5.55	83	2.74	31.32	8.04	5.9
							26.8	5.53	82.7	2.75	31.3	8.04	5.8
						11.00	26.8	5.32	79.6	3.91	31.48	8.02	6.8
							26.8	5.3	79.2	3.96	31.47	8.02	7
9:43	CC3	MF	844629	817942	9.7	1.00	27.2	5.91	88.7	2.67	31.01	8.06	5.5
							27.2	5.87	88.2	2.73	31	8.07	5.9
						4.85	26.9	5.54	83	2.97	31.35	8.05	6.1
							26.9	5.54	82.9	2.85	31.34	8.05	6.8
						8.70	26.8	5.2	77.8	7.63	31.43	8.02	9
							26.8	5.17	77.4	7.51	31.43	8.02	8.6
8:44	CC4	MF	845428	815601	3.1	1.00	26.9	5.7	85.3	2.48	31.13	8.04	6.3
							26.9	5.69	85.2	2.48	31.13	8.04	6.6
						2.10	26.6	5.42	81.2	4.16	31.36	7.96	7.6
							26.6	5.37	80.4	4.13	31.32	7.96	8.3
9:27	CC13	MF	844187	817475	8.9	1.00	27	5.63	84.3	5.48	31.24	8.04	6.5
							27	5.52	82.8	5.38	31.24	8.04	7
						4.45	26.9	5.45	81.6	6.03	31.31	8.04	7.4
							26.9	5.44	81.5	6.06	31.29	8.04	7.1
						7.90	26.9	5.3	79.4	7.97	31.41	8.03	8.4
							26.9	5.31	79.6	7.1	31.4	8.03	8.2
8:28	SWI1	MF	845495	817424	4.4	1.00	26.9	5.48	82	5.1	31.16	7.77	15.5
							26.9	5.38	80.5	5.18	31.15	7.79	15
						3.40	26.9	5.45	81.6	6.33	31.32	7.97	18.2
							26.9	5.46	81.8	6.42	31.32	7.99	18.3
9:00	C3	MF	843825	816206	16.1	1.00	26.9	5.78	86.6	2.88	31.23	8.04	4.5
							26.9	5.71	85.5	2.79	31.23	8.04	4.9
						8.05	26.8	5.53	82.7	3.55	31.34	8.04	7.3
							26.8	5.49	82.1	3.31	31.33	8.03	7
						15.10	26.7	5.3	79.2	7.79	31.54	8.02	9.2
							26.7	5.27	78.8	7.5	31.54	8.02	9.7
8:50	C4	MF	844618	815778	17	1.00	27.1	6.18	92.9	2.92	31.26	8.08	6.5
							27.1	6.14	92.3	2.89	31.25	8.09	6.9
						8.50	27	5.89	88.5	3.21	31.38	8.08	7.1
							27	5.87	88.2	3.38	31.4	8.08	8.3
						16.00	26.7	5.37	80.4	6.44	31.78	8.04	11.7
							26.7	5.32	79.7	6.56	31.78	8.03	12.3
9:34	I1	MF	844601	817680	10.4	1.00	27.1	6.03	90.5	2.52	31.06	8.08	5.1
							27.1	5.92	88.9	2.5	31.04	8.08	5.3
						5.20	27	5.65	84.6	2.55	31.22	8.06	5.8
							27	5.63	84.4	2.52	31.22	8.06	5.8
						9.40	26.8	5.37	80.4	4.55	31.38	8.03	7.7
							26.8	5.38	80.6	4.63	31.38	8.04	8.1

MF - Middle Flood tida
ME - Middle Ebb tida

Contract No. EDO/04/2018
Cross Bay Link, Tseung Kwan O

Baseline Monitoring													
Sampling Date:			**1-Oct-18**										
Date / Time	**Location**	**Tide***	**Co-ordinates**		**Water Depth**	**Sampling Depth**	**Temp**	**DO Conc**	**DO Saturatio**	**Turbidit y**	**Salinity**	**pH**	**SS**
			East	**North**	**m**	**m**	**℃**	**mg/L**	**%**	**NTU**	**ppt**	**unit**	**mg/L**
14:56	CC1	ME	843208	816416	8.1	1.00	27.2	6.48	97.6	2.41	31.65	8.09	3.2
							27.2	6.39	96.2	2.44	31.66	8.09	3.5
						4.05	27.1	6.05	91	2.54	31.71	8.09	4.1
							27.1	6.03	90.7	2.46	31.76	8.09	3.8
						7.10	27	5.87	88.3	2.95	31.8	8.08	4.3
							27	5.88	88.3	2.83	31.8	8.08	4
15:03	CC2	ME	844083	817087	12.2	1.00	27	6.51	97.6	2.16	31.57	8.1	3.4
							27	6.42	96.3	2.24	31.57	8.1	3.8
						6.10	27	5.95	89.3	2.58	31.8	8.09	3.4
							27	5.92	88.9	2.37	31.82	8.09	3.8
						11.20	26.9	5.8	87.2	4.99	31.97	8.09	5.4
							26.9	5.76	86.5	5.64	31.98	8.09	5.1
15:25	CC3	ME	844615	817965	9.5	1.00	27.2	6.8	102.3	2.12	31.51	8.15	5
							27.1	6.82	102.6	2.12	31.53	8.15	4.6
						4.75	26.9	5.93	88.9	2.21	31.63	8.11	5.2
							26.9	5.85	87.7	2.24	31.61	8.1	5.3
						8.50	26.9	5.27	79	4.99	31.68	8.07	5.7
							26.9	5.25	78.7	4.04	31.68	8.06	5.9
15:49	CC4	ME	845441	815617	3.6	1.00	27	5.88	88.2	4.97	31.63	8.06	5.9
							27	5.84	87.6	4.91	31.64	8.06	6.3
						[redacted]							
						2.60	27	5.73	85.9	5.34	31.66	8.06	6.3
							26.9	5.68	85.1	5.7	31.67	8.06	6
15:10	CC13	ME	844176	817461	8.3	1.00	27	5.91	88.7	2.13	31.56	8.07	3.8
							27	5.75	86.2	2.27	31.58	8.07	4.2
						4.15	27	5.67	85.1	4.69	31.76	8.08	5
							27	5.66	85	4.67	31.76	8.08	4.7
						7.30	26.9	5.47	82	5.18	31.82	8.07	5.4
							26.9	5.46	81.9	5.88	31.82	8.07	5
15:37	SWI1	ME	845501	817428	4	1.00	27.1	5.79	87	2.94	31.62	8.04	5.2
							27.1	5.84	87.7	2.97	31.62	8.04	4.7
						[redacted]							
						3.00	27	5.77	86.7	3.43	31.62	8.04	7.4
							27	5.77	86.6	3.69	31.62	8.04	6.9
14:48	C3	ME	843811	816215	15.6	1.00	27.2	6.53	98.2	1.91	31.54	8.08	2.7
							27.2	6.48	97.5	1.89	31.55	8.08	3.3
						7.80	27	6.09	91.6	1.55	31.86	8.09	3.2
							27	6.08	91.4	1.53	31.86	8.1	3.4
						14.60	26.9	5.94	89.3	3.62	32.04	8.1	3.6
							26.9	5.88	88.3	4.48	32.07	8.1	3.8
14:38	C4	ME	844623	815778	15.2	1.00	27.4	6.12	92.3	2.42	31.55	8.07	2.4
							27.4	6.1	92.1	2.47	31.55	8.07	3.1
						7.60	27	5.8	87.1	2.89	31.81	8.08	2.5
							27	5.83	87.5	2.76	31.83	8.08	3
						14.20	26.8	5.74	86.2	4.21	32.45	8.08	3.3
							26.8	5.69	85.5	4.73	32.47	8.08	3.6
15:19	I1	ME	844612	817681	10.2	1.00	27.3	6.79	102.2	1.84	31.43	8.11	1.5
							27.2	6.71	101.1	1.88	31.46	8.11	1.5
						5.10	27	5.77	86.5	2.22	31.7	8.08	1.8
							27	5.67	85.1	2.17	31.69	8.08	1.9
						9.20	26.9	5.51	82.7	6.49	31.85	8.07	2.1
							26.9	5.5	82.5	6.35	31.85	8.07	2
[redacted]													
11:49	CC1	MF	843212	816424	8.2	1.00	27.1	6.28	94.2	2.22	31.61	8.12	1.1
							27.1	6.21	93.1	2.18	31.62	8.12	1.4
						4.10	27	5.88	88.1	3.16	31.68	8.11	1.6
							27	5.87	87.9	3.05	31.68	8.11	1.8
						7.20	27	5.86	87.7	3.17	31.68	8.11	2.2
							27	5.84	87.5	3.23	31.68	8.11	2.1
12:00	CC2	MF	844074	817095	12.1	1.00	27	6.24	93.5	2.17	31.49	8.08	1.7
							27	6.05	90.6	2.2	31.53	8.08	1.5
						6.05	27	5.91	88.6	2.02	31.71	8.09	1.7
							27	5.85	87.8	2.25	31.74	8.09	1.6
						11.10	26.9	5.52	82.7	2.35	31.95	8.08	2.7
							26.9	5.51	82.6	2.17	31.93	8.08	2.7
12:21	CC3	MF	844618	817954	9.2	1.00	27.2	5.76	86.5	1.4	31.28	8.02	1.2
							27.1	5.86	87.9	1.78	31.48	8.04	1.1
						4.60	26.9	5.85	87.5	2.24	31.59	8.09	1.2
							26.9	5.78	86.5	2.22	31.59	8.08	1.4
						8.20	26.9	5.27	78.9	2.75	31.69	8.06	1.4
							26.9	5.25	78.6	2.79	31.69	8.06	1.5
11:17	CC4	MF	845429	815606	3.5	1.00	27	5.74	86	2.47	31.54	8.06	2.8
							27	5.7	85.4	2.4	31.54	8.06	2.5
						[redacted]							
						2.50	27	5.7	85.4	3.8	31.55	8.05	3.3
							27	5.63	84.2	3.82	31.55	8.05	3.2
12:06	CC13	MF	844179	817473	8.3	1.00	27	6.18	92.5	2.22	31.55	8.08	2.8
							27	6.02	90.2	2.27	31.57	8.08	3
						4.15	26.9	5.59	83.7	2.22	31.6	8.07	3.4
							26.9	5.46	81.7	3.04	31.62	8.06	3.6
						7.30	26.9	5.36	80.2	4.67	31.66	8.06	3.8
							26.9	5.32	79.7	4.8	31.68	8.06	4
11:03	SWI1	MF	845503	817441	4.5	1.00	27	5.75	86.2	2.63	31.63	7.89	3.4
							27	5.72	85.7	2.63	31.63	7.93	3.3
						[redacted]							
						3.50	26.9	5.49	82.1	3.45	31.65	7.96	4
							26.9	5.5	82.4	3.25	31.65	7.97	3.8
11:40	C3	MF	843827	816225	15.5	1.00	27.1	6.21	93.1	2.15	31.55	8.11	2.2
							27.1	6.03	90.3	2.23	31.56	8.1	2.1
						7.75	27	5.86	87.9	2.18	31.72	8.11	2.1
							27	5.86	87.8	2.29	31.72	8.11	2.2
						14.50	26.9	5.65	84.7	2.7	31.98	8.1	3
							26.9	5.64	84.5	3.17	31.99	8.1	2.7
11:30	C4	MF	844606	815786	16.2	1.00	27.2	5.9	88.7	2.78	31.58	8.1	2.7
							27.2	5.85	87.9	2.69	31.58	8.09	3.4
						8.10	27	5.96	89.3	2.88	31.78	8.12	3.2
							27	5.99	89.9	2.78	31.78	8.13	2.9
						15.20	26.9	5.63	84.3	3.35	32.22	8.1	2.6
							26.9	5.61	84.1	3.8	32.22	8.1	3.2
12:14	I1	MF	844602	817668	10	1.00	27	6.18	92.5	2.22	31.55	8.08	1.6
							27	6.02	90.2	2.27	31.57	8.08	1.9
						5.00	26.9	5.59	83.7	2.22	31.6	8.07	2.4
							26.9	5.46	81.7	3.04	31.62	8.06	2.2
						9.00	26.9	5.36	80.2	3.67	31.66	8.06	2.9
							26.9	5.32	79.7	3.8	31.68	8.06	2.5

MF - Middle Flood tida
ME - Middle Ebb tida

Contract No. EDO/04/2018
Cross Bay Link, Tseung Kwan O

Baseline Monitoring													
Sampling Date:			**4-Oct-18**										
Date / Time	**Location**	**Tide***	**Co-ordinates**		**Water Depth**	**Sampling Depth**	**Temp**	**DO Conc**	**DO Saturatio**	**Turbidit y**	**Salinity**	**pH**	**SS**
			East	**North**	**m**	**m**	**℃**	**mg/L**	**%**	**NTU**	**ppt**	**unit**	**mg/L**
8:52	CC1	ME	843208	816419	8.1	1.00	26.8	6.11	91.1	2.85	31.72	8.1	4.5
							26.9	5.95	88.9	3.07	31.73	8.1	4.5
						4.05	26.9	5.93	88.6	2.78	31.84	8.1	6.7
							26.8	5.94	88.7	2.6	31.9	8.11	6.8
						7.10	27	5.61	84.1	5.37	32.17	8.11	7.5
							27	5.61	84.1	5.48	32.17	8.11	7.9
9:03	CC2	ME	844066	817091	11.8	1.00	26.8	6.34	94.6	2.79	31.78	8.13	4.1
							26.9	6.09	91	2.94	31.81	8.13	4.3
						5.90	27	5.64	84.5	3.03	31.99	8.12	4.9
							27	5.68	85.2	2.89	31.97	8.12	4.8
						10.80	27	5.63	84.4	4.14	32.16	8.12	6.4
							27	5.65	84.7	4.21	32.16	8.12	6.8
9:25	CC3	ME	844611	817941	8.8	1.00	27.2	5.69	85.4	1.94	31.75	8.08	2.4
							27.2	5.72	85.9	1.97	31.75	8.09	2.2
						4.40	27	5.15	77.1	3.76	31.94	8.1	2.7
							27	5.05	75.6	3.81	31.94	8.09	2.9
						7.80	26.9	4.59	68.7	4.73	32.02	8.05	5
							26.9	4.6	68.9	4.62	32.02	8.05	4.9
8:26	CC4	ME	845433	815600	2.5								
						1.25	26.9	6.25	93.4	3.76	31.82	8.12	4.7
							26.9	6.21	92.8	3.81	31.81	8.12	4.9
9:11	CC13	ME	844181	817481	7.5	1.00	26.8	5.88	87.8	3.43	31.76	8.15	6
							26.9	5.76	86.1	3.39	31.78	8.13	6.2
						3.75	26.9	5.65	84.4	4.03	31.8	8.12	7.7
							26.9	5.64	84.4	4.05	31.8	8.12	8.1
						6.50	26.9	5.29	79.2	5.34	31.89	8.1	11.8
							26.9	5.32	79.6	6.38	31.89	8.1	12
8:15	SWI1	ME	845499	817429	4.7	1.00	26.9	4.78	71.5	6.09	31.89	7.8	11.4
							26.9	4.55	68	6.49	31.88	7.87	11.7
						3.70	26.9	4.93	73.8	8.37	32.01	7.99	13.2
							26.9	5.03	75.3	8.34	32.02	8.01	13.8
8:43	C3	ME	843819	816206	15.5	1.00	26.9	6.06	90.5	2.41	31.87	8.11	5.2
							26.9	5.99	89.5	2.32	31.86	8.12	5.6
						7.75	27	5.76	86.3	3.07	32.08	8.12	5.4
							27	5.72	85.7	3.16	32.07	8.12	5.1
						14.50	27	5.72	85.8	4.63	32.25	8.12	7.3
							27	5.7	85.6	5.06	32.24	8.12	7.5
8:33	C4	ME	844604	815755	16.5	1.00	26.9	5.84	87.3	3.38	31.77	8.1	4.2
							26.9	5.78	86.4	3.58	31.83	8.1	3.7
						8.25	27	5.74	86.1	3.15	32.05	8.12	6.6
							27	5.73	85.9	3.14	32.03	8.12	6.9
						15.50	27	5.75	86.3	4.54	32.08	8.13	8.7
							27	5.75	86.3	4.38	32.08	8.12	8.8
9:18	I1	ME	844613	817682	9.8	1.00	27.1	5.99	89.8	1.66	31.74	8.11	2.8
							27.1	6	89.9	1.65	31.74	8.12	2.9
						4.90	27	5.37	80.4	3.14	31.93	8.11	3.7
							27	5.36	80.3	3.17	31.92	8.1	3.5
						8.80	27	5.29	79.3	7.15	32.11	8.1	6.7
							27	5.3	79.5	7.51	32.12	8.1	6.5
14:24	CC1	MF	843196	816418	7	1.00	27.1	6.42	96.7	4.48	31.92	8.11	6.2
							27.1	6.28	94.6	4.55	31.92	8.11	5.8
						3.50	27.1	5.99	90.2	6.45	31.95	8.11	8.4
							27.1	6.01	90.5	6.26	31.95	8.11	8.2
						6.00	27.1	5.93	89.3	7.2	31.96	8.11	8.9
							27.1	5.91	89	7.32	31.96	8.11	9.4
14:35	CC2	MF	844070	817099	11	1.00	27	6.11	92	2.19	31.95	8.13	3.4
							27	6.05	91.1	2.12	31.95	8.13	2.9
						5.50	27	5.9	88.9	2.86	31.96	8.12	4.9
							27	5.86	88.2	3.69	31.96	8.12	5.2
						10.00	27	5.51	83	7.28	32.06	8.11	7.5
							27	5.47	82.4	7.68	32.05	8.1	7.1
14:57	CC3	MF	844607	817945	8.9	1.00	27.5	7.02	106.3	2.23	31.72	8.16	2.8
							27.5	7.03	106.5	2.24	31.74	8.16	3.1
						4.45	27	5.34	80.5	3.92	31.97	8.1	5.5
							27	5.3	79.9	3.81	31.97	8.09	5.8
						7.90	26.9	4.89	73.5	4.85	32.03	8.07	6.3
							26.9	4.88	73.4	4.94	32.03	8.07	6
13:59	CC4	MF	845419	815599	3.5	1.00	27.2	6.3	95.1	7.12	31.78	8.08	12.4
							27.3	6.25	94.3	7.02	31.79	8.08	12.1
						2.50	27.1	6.07	91.5	7.63	31.81	8.08	13.5
							27.1	6.02	90.7	7.52	31.81	8.07	13.9
14:41	CC13	MF	844178	817486	7.6	1.00	27.2	6.26	94.5	3.86	31.82	8.1	5.7
							27.2	6	90.6	4.14	31.82	8.1	6.3
						3.80	27.2	5.88	88.7	4.05	31.9	8.1	6.5
							27.1	5.82	87.9	4.04	31.91	8.11	6.8
						6.60	27	5.39	81.2	5.47	31.99	8.1	6.9
							27	5.38	81	6.09	31.97	8.09	7.3
13:47	SWI1	MF	845500	817431	4.3	1.00	27.3	6.52	98.6	3.04	31.87	7.9	3.8
							27.2	6.68	100.8	3.08	31.86	7.94	4.1
						3.30	27.1	6.17	92.9	3.76	31.89	7.97	6.1
							27.1	6.21	93.5	3.46	31.88	7.99	6.5
14:17	C3	MF	843817	816205	15.2	1.00	27.3	6.55	99	3.07	31.83	8.12	5.8
							27.3	6.47	97.7	3.05	31.83	8.12	6
						7.60	27	5.68	85.4	4.05	31.97	8.09	6.8
							27	5.68	85.4	4.03	31.96	8.09	7
						14.20	27	5.7	85.9	6.95	32.2	8.1	9.9
							27	5.7	85.9	7.02	32.2	8.1	10.3
14:05	C4	MF	844617	815771	15.9	1.00	27.1	6.19	93.2	3.3	31.77	8.08	3.9
							27.1	5.94	89.4	3.31	31.78	8.07	4.3
						7.95	27	5.91	89	3.81	32.02	8.09	4.9
							27	5.96	89.7	3.74	32.02	8.1	4.5
						14.90	27	5.81	87.5	5.11	32.31	8.1	6.7
							27	5.79	87.2	5.27	32.3	8.1	7
14:50	I1	MF	844596	817674	9.7	1.00	27.4	6.71	101.5	2.56	31.58	8.13	6.2
							27.5	6.68	101.1	2.49	31.6	8.13	6
						4.85	27	5.67	85.4	3.07	31.95	8.1	6.2
							27.1	5.6	84.4	2.95	31.94	8.1	6.1
						8.70	27	5.34	80.4	4.66	32.04	8.09	7.1
							27	5.27	79.3	5.43	32.04	8.09	6.9

MF - Middle Flood tida
ME - Middle Ebb tida

Contract No. EDO/04/2018
Cross Bay Link, Tseung Kwan O

Baseline Monitoring

Sampling Date: 6-Oct-18

Date / Time	Location	Tide*	Co-ordinates		Water Depth	Sampling Depth	Temp	DO Conc	DO Saturatio	Turbidity	Salinity	pH	SS
			East	North	m	m	℃	mg/L	%	NTU	ppt	unit	mg/L
10:47	CC1	ME	848201	816419	7.6	1.00	26.8	6.26	93.6	3.03	32.13	8.12	5.6
							26.8	6.18	92.5	2.94	32.13	8.13	5.9
						3.80	26.8	6.07	90.8	3.09	32.14	8.14	6.4
							26.8	6.05	90.6	2.99	32.14	8.14	6.9
						6.60	26.8	6.04	90.4	3.55	32.13	8.13	7.4
							26.8	6.03	90.2	3.48	32.13	8.13	7.7
10:55	CC2	ME	844087	817098	11.6	1.00	26.7	6.5	97.1	1.84	32.09	8.13	3
							26.7	6.36	95	1.84	32.11	8.13	3
						5.80	26.6	6.2	92.6	2.12	32.11	8.15	3.3
							26.6	6.2	92.6	2.03	32.11	8.15	3.5
						10.60	26.7	6.09	91	2.45	32.16	8.15	5.2
							26.7	5.96	89.1	2.64	32.19	8.14	4.8
11:15	CC3	ME	844626	817937	8.9	1.00	26.9	6.12	91.7	1.71	32.01	8.09	2.8
							26.9	6.12	91.7	1.8	32.02	8.1	2.9
						4.45	26.8	6.04	90.5	2.67	32.18	8.13	3.3
							26.8	5.97	89.4	2.98	32.19	8.13	3.5
						7.90	26.9	5.61	84.1	6.12	32.24	8.12	4.1
							26.8	5.56	83.3	5.82	32.24	8.12	3.9
10:18	CC4	ME	845445	815612	2.7								
						1.35	26.5	6.17	91.9	4.39	32.14	8.13	5
							26.5	6.12	91.2	3.48	32.14	8.13	4.7
11:02	CC13	ME	844209	817502	7.4	1.00	26.7	5.91	88.3	1.95	31.99	8.11	2.9
							26.6	5.92	88.4	2.19	32.05	8.12	2.9
						3.70	26.6	6.02	89.9	2.31	32.1	8.14	3.1
							26.6	6.05	90.3	2.27	32.1	8.14	3.5
						6.40	26.6	5.98	89.3	3.04	32.12	8.14	3.8
							26.6	5.95	88.8	2.97	32.12	8.13	4.1
10:06	SWI1	ME	845500	817434	3.7	1.00	26.8	5.72	85.6	2.55	32.16	8.02	3
							26.8	5.72	85.6	2.69	32.16	8.05	3.3
						2.70	26.8	5.65	84.5	3.36	32.17	8.08	5.1
							26.8	5.66	84.7	3.38	32.17	8.08	5
10:40	C3	ME	843808	816204	15.4	1.00	26.8	6.01	90	4.33	32.05	8.12	5
							26.8	5.93	88.7	4.39	32.06	8.12	5
						7.70	26.8	5.8	86.8	4.88	32.13	8.13	6.7
							26.8	5.79	86.6	4.82	32.12	8.12	6.6
						14.40	26.8	5.76	86.2	5.32	32.18	8.12	9
							26.8	5.75	86	5.24	32.19	8.12	8.8
10:27	C4	ME	844624	815778	16.2	1.00	26.8	5.98	89.5	3.3	32.07	8.11	3.6
							26.8	5.96	89.1	3.25	32.07	8.11	3.9
						8.10	26.7	5.88	88	2.94	32.13	8.12	3.5
							26.8	5.88	88	3.03	32.13	8.12	4.2
						15.20	26.7	5.93	88.6	3.67	32.14	8.13	4.3
							26.7	5.94	88.7	3.49	32.14	8.13	4.4
11:10	I1	ME	844620	817649	9.8	1.00	26.9	6.1	91.4	1.55	31.97	8.11	1.2
							26.9	5.94	89	1.51	31.98	8.11	1.4
						4.90	26.7	5.88	88	2.78	32.09	8.13	2.2
							26.7	5.88	87.8	2.66	32.09	8.13	2.4
						8.80	26.8	5.58	83.6	5.93	32.33	8.12	5.3
							26.8	5.59	83.8	5.88	32.35	8.12	4.9
15:42	CC1	MF	843221	816425	7.3	1.00	27	6.5	97.8	3.41	31.99	8.12	3.2
							27	6.43	96.7	3.46	31.99	8.12	3
						3.65	26.8	6.26	93.9	3.32	32.1	8.14	3.5
							26.8	6.26	93.9	3.25	32.09	8.14	3.5
						6.30	26.8	6.21	93.1	3.86	32.09	8.12	6.7
							26.8	6.21	93.1	3.53	32.09	8.12	6.3
15:51	CC2	MF	844078	817099	11.4	1.00	26.8	6.69	100.3	2.37	31.98	8.13	2.9
							26.8	6.63	99.5	2.55	32.01	8.13	2.8
						5.70	26.7	6.43	96.4	2.32	32.12	8.14	3.2
							26.7	6.39	95.7	2.28	32.13	8.14	3
						10.40	26.7	5.95	89.2	3.64	32.24	8.14	3.9
							26.7	5.88	88.2	4.38	32.27	8.14	4.1
16:10	CC3	MF	844607	817933	8.6	1.00	27.3	6.67	101	1.96	32.04	8.12	2.6
							27.3	6.68	101.1	1.96	32.04	8.12	2.7
						4.30	26.9	5.61	84.3	2.13	32.23	8.1	3.2
							26.9	5.58	84	2.16	32.22	8.09	3.2
						7.60	26.8	5.52	82.9	6.91	32.32	8.1	4.1
							26.8	5.53	83	7.35	32.32	8.1	4.3
15:19	CC4	MF	845437	815605	1.9								
						0.95	26.9	6.16	92.5	5.03	31.89	8.06	5.2
							27	6.13	92.1	4.99	31.89	8.07	5.1
15:57	CC13	MF	844183	817476	7.2	1.00	27	6.28	94.5	2.48	32	8.11	2.9
							27	6.21	93.5	2.5	31.99	8.11	2.8
						3.60	26.7	5.95	89.2	3.07	32.09	8.12	3.2
							26.7	5.93	88.9	3.05	32.09	8.12	3.1
						6.20	26.7	5.75	86.2	5.09	32.16	8.11	3.8
							26.7	5.74	86	5.2	32.17	8.11	3.9
15:09	SWI1	MF	845502	817441	4	1.00	27	5.66	85.3	5.25	32.16	8.09	8.1
							27.1	5.64	85	4.61	32.16	8.08	7.9
						3.00	26.7	5.79	86.8	5.16	32.16	8.09	8.9
							26.7	5.81	87	5.07	32.16	8.09	8.9
15:36	C3	MF	843829	816201	14.2	1.00	26.8	6.27	94.1	3.26	32	8.12	4.4
							26.9	6.16	92.4	3.21	32	8.12	4.7
						7.10	26.8	5.8	87	3.93	32.05	8.12	5.1
							26.8	5.8	86.9	3.79	32.06	8.12	5.4
						13.20	26.7	5.83	87.3	5.23	32.26	8.13	7.8
							26.7	5.77	86.5	6.03	32.29	8.13	8.2
15:27	C4	MF	844620	815757	16.2	1.00	27	5.87	88.3	3.98	31.82	8.08	5.5
							27	5.86	88.1	3.91	31.82	8.08	5.7
						8.10	26.8	5.71	85.6	4.23	31.97	8.08	5.9
							26.8	5.71	85.6	4.24	31.97	8.08	5.7
						15.20	26.7	5.77	86.4	5.08	32.14	8.09	6
							26.7	5.79	86.7	5.44	32.14	8.1	6.2
16:04	I1	MF	844591	817691	9.4	1.00	27.4	6.54	99	2.12	32.02	8.13	3.4
							27.4	6.52	98.8	2.2	32.03	8.13	3.2
						4.70	26.9	5.96	89.7	3.51	32.2	8.13	3.4
							26.9	5.96	89.7	3.3	32.19	8.12	3.6
						8.40	26.8	5.64	84.7	3.51	32.36	8.11	3.7
							26.8	5.59	84	3.07	32.36	8.11	3.6

MF - Middle Flood tida
ME - Middle Ebb tida

Contract No. EDO/04/2018
Cross Bay Link, Tseung Kwan O

Baseline Monitoring

Sampling Date: 8-Oct-18

Date / Time	Location	Tide*	Co-ordinates		Water Depth	Sampling Depth	Temp	DO Conc	DO Saturatio	Turbidity	Salinity	pH	SS
			East	North	m	m	℃	mg/L	%	NTU	ppt	unit	mg/L
12:15	CC1	ME	843199	816412	8.1	1.00	27	6.32	94.8	2.37	32.06	8.1	4.9
							27	6.27	94.1	2.3	32.06	8.1	6
						4.05	27	6.23	93.5	3.56	32.06	8.1	5.9
							27	6.2	93	3.66	32.06	8.1	6.7
						7.10	26.9	6.18	92.7	4.57	32.07	8.1	7.1
							26.9	6.07	91	4.62	32.09	8.1	7
12:27	CC2	ME	844085	817099	11.6	1.00	26.9	6.13	91.9	2.43	32.02	8.1	4.1
							26.9	6.08	91.1	2.49	32.01	8.09	3.4
						5.80	26.8	5.93	88.7	2.8	32.12	8.09	5.7
							26.8	5.91	88.4	2.87	32.12	8.09	4.3
						10.60	26.7	5.67	84.9	4.14	32.28	8.1	5.5
							26.7	5.65	84.5	4.76	32.28	8.1	5.4
12:48	CC3	ME	844611	817940	8.7	1.00	27.1	5.58	83.6	1.24	31.57	8.06	2.3
							27.1	5.54	83.2	1.22	31.73	8.06	2.4
						4.35	26.8	5.82	87.2	1.98	32.09	8.1	1.9
							26.8	5.86	87.8	1.97	32.07	8.11	1.7
						7.70	26.8	5.06	75.8	2.89	32.25	8.08	2.3
							26.8	5.02	75.2	2.72	32.25	8.07	2.8
11:48	CC4	ME	845435	815607	2.5								
						1.25	26.8	5.96	89.1	4.99	32.26	8.09	8.1
							26.8	5.87	87.9	5.07	32.26	8.09	8.3
12:35	CC13	ME	844188	817470	7.8	1.00	26.9	6.02	90.2	3.67	32.03	8.09	5.6
							26.9	5.91	88.6	3.89	32.03	8.09	5.5
						3.90	26.8	5.73	85.8	4.23	32.21	8.09	8.3
							26.8	5.63	84.3	4.79	32.24	8.1	8.1
						6.80	26.7	5.63	84.3	5.07	32.27	8.1	7
							26.7	5.72	85.6	4.97	32.28	8.11	6.5
11:37	SWI1	ME	845494	817437	4.9	1.00	26.9	6.03	90.2	2.38	32.06	7.86	3.5
							26.9	5.93	88.8	2.34	32.06	7.92	3.2
						3.90	26.8	5.95	89.1	2.42	32.07	8.03	3.1
							26.8	5.92	88.6	2.51	32.08	8.04	2.3
12:09	C3	ME	843830	816212	15.3	1.00	26.8	5.87	87.8	5.2	32.09	8.09	10.3
							26.8	5.79	86.6	5.22	32.09	8.09	9.4
						7.65	26.7	5.74	85.9	5.55	32.11	8.1	7.5
							26.7	5.74	85.8	5.5	32.11	8.1	8
						14.30	26.7	5.74	85.8	6.41	32.18	8.1	10.5
							26.7	5.74	85.8	6.1	32.18	8.1	10.3
11:55	C4	ME	844616	815776	15.9	1.00	26.8	6.05	90.6	4.1	32.12	8.08	7.1
							26.8	5.91	88.4	4.19	32.13	8.08	7.2
						7.95	26.7	5.82	87	3.7	32.16	8.09	7.2
							26.7	5.8	86.7	4.04	32.16	8.09	6.6
						14.90	26.7	5.8	86.7	4.94	32.18	8.09	7.4
							26.7	5.8	86.8	4.33	32.17	8.09	7.8
12:41	I1	ME	844594	817679	9.9	1.00	26.9	6.05	90.7	2.29	31.92	8.08	3.2
							26.9	5.93	89	2.28	31.97	8.09	2.8
						4.95	26.8	5.73	85.8	2.96	32.21	8.09	4
							26.8	5.62	84.1	2.94	32.23	8.09	4.2
						8.90	26.8	5.49	82.2	3.71	32.27	8.09	4.2
							26.8	5.43	81.3	3.78	32.26	8.09	4.4
16:48	CC1	MF	843199	816410	7.7	1.00	27.1	6.38	96.1	3.33	32.06	8.1	6.4
							27.1	6.29	94.8	3.1	32.06	8.1	6.1
						3.85	27.1	6.27	94.4	3.18	32.06	8.1	4.8
							27.1	6.24	94.1	3.16	32.06	8.1	5.1
						6.70	27.1	6.25	94.1	3.06	32.06	8.11	4.9
							27.1	6.25	94.2	2.95	32.06	8.11	4.4
17:11	CC2	MF	844070	817080	11.9	1.00	27	6.28	94.5	3.85	31.95	8.14	8.4
							27.1	6.29	94.6	3.64	31.94	8.13	9.4
						5.95	27	6.06	91.1	3.69	32	8.11	7.1
							27	6.06	91.1	3.48	32	8.11	6.5
						10.90	26.9	5.84	87.7	3.96	32.06	8.1	3.5
							26.9	5.81	87.2	3.79	32.06	8.1	3
17:30	CC3	MF	844598	817950	9.3	1.00	27.3	6.49	97.9	1.86	31.62	8.11	2.8
							27.3	6.46	97.6	1.94	31.97	8.11	2.7
						4.65	26.8	6.07	91.1	2.04	32.11	8.12	2.6
							26.8	6	90	2.09	32.12	8.12	1.9
						8.30	26.8	5.41	81.2	2.43	32.21	8.1	1.1
							26.8	5.34	80.1	2.6	32.21	8.09	1.6
16:23	CC4	MF	845430	815602	2.3								
						1.15	27	6.1	91.7	4.87	31.92	8.03	7.9
							27	5.98	89.9	4.64	31.92	8.04	7.4
17:16	CC13	MF	844177	817481	7.5	1.00	27.2	6.51	98	2.53	31.92	8.12	3.3
							27	6.58	99	2.37	32.04	8.1	3.7
						3.75	27.1	6.19	93.2	2.79	32.01	8.12	3.9
							27.1	6.16	92.8	2.78	32.01	8.12	3.5
						6.50	27.1	6.06	91.3	3.18	32.05	8.12	2.6
							27	6.01	90.5	3.21	32.06	8.11	3.3
16:14	SWI1	MF	845501	817436	3.9	1.00	26.9	5.5	82.7	5.75	32.2	7.91	4.8
							26.9	5.47	82.3	5.61	32.19	7.93	4.6
						2.90	26.8	5.36	80.5	6.65	32.22	7.98	4.4
							26.8	5.39	80.9	6.84	32.22	7.99	4.8
16:41	C3	MF	843830	816219	14.8	1.00	27	6.19	92.9	4.53	31.99	8.07	5.7
							27	5.95	89.5	4.51	32	8.07	6.1
						7.40	26.8	5.74	86.2	7.55	32.12	8.09	10.8
							26.8	5.76	86.4	7.48	32.15	8.09	10.8
						13.80	26.8	5.74	86.1	7.18	32.17	8.1	10.9
							26.8	5.74	86.1	7.63	32.17	8.1	9.4
16:30	C4	MF	844626	815774	15.7	1.00	26.9	5.87	88.1	4.38	31.87	8.03	6.2
							26.9	5.81	87.2	4.43	31.88	8.03	6.5
						7.85	26.9	5.66	84.9	6.17	31.96	8.05	7.9
							26.9	5.64	84.6	6.08	31.96	8.05	8
						14.70	26.8	5.78	86.7	8.33	32.13	8.08	9.5
							26.8	5.78	86.7	8.27	32.13	8.08	6.9
17:23	I1	MF	844610	817670	10.1	1.00	27.2	6.38	96.2	2.37	31.96	8.11	2.6
							27.2	6.32	95.3	2.28	31.92	8.12	3.2
						5.05	27	6.11	91.8	2.42	32.09	8.12	4.9
							27	6.09	91.6	2.42	32.09	8.12	4.1
						9.10	26.8	5.23	78.5	4.88	32.22	8.1	3.7
							26.8	5.26	78.9	5.14	32.23	8.09	4

MF - Middle Flood tida
ME - Middle Ebb tida

Contract No. EDO/04/2018
Cross Bay Link, Tseung Kwan O

Baseline Monitoring													
Sampling Date:			**10-Oct-18**										
Date / Time	**Location**	**Tide***	**Co-ordinates**		**Water Depth**	**Sampling Depth**	**Temp**	**DO Conc**	**DO Saturatio**	**Turbidity**	**Salinity**	**pH**	**SS**
			East	**North**	**m**	**m**	**℃**	**mg/L**	**%**	**NTU**	**ppt**	**unit**	**mg/L**
13:09	CC1	ME	843201	816421	6.9	1.00	27	6.23	93.6	3.25	32.1	8.1	6.1
							27	6.08	91.4	3.3	32.19	8.1	6.2
						3.45	27	5.95	89.5	3.47	32.25	8.1	6.9
							27	5.92	89	3.58	32.26	8.11	6.6
						5.90	26.8	5.84	87.6	4.77	32.4	8.12	7.9
							26.8	5.84	87.6	4.64	32.37	8.12	8.3
13:19	CC2	ME	844071	817082	12.3	1.00	26.9	6.07	90.9	3.11	31.97	8.04	8.4
							26.9	5.94	89.1	3.04	31.96	8.06	7.8
						6.15	26.8	5.77	86.4	3.49	32.22	8.11	8.9
							26.8	5.73	85.9	3.48	32.24	8.11	8.6
						11.30	26.7	5.75	86.2	4.93	32.49	8.13	10.6
							26.7	5.79	86.8	4.98	32.5	8.14	10.9
13:34	CC3	ME	844618	817930	9.1	1.00	27	5.72	85.6	2.35	31.75	8.06	4.5
							27	5.58	83.6	2.32	31.8	8.07	5
						4.55	26.8	5.18	77.6	3.17	32.16	8.07	7.7
							26.8	5.35	80.2	4.05	32.25	8.08	7.3
						8.10	26.7	5.67	84.9	6.63	32.5	8.12	9.1
							26.7	5.68	85.1	6.71	32.5	8.12	9.4
12:45	CC4	ME	845433	815600	2.3								
						1.15	26.8	5.81	87	5.66	32.26	8.07	9.3
							26.8	5.75	86.2	5.63	32.28	8.08	9.7
13:24	CC13	ME	844208	817502	7.8	1.00	26.8	5.95	89	2.96	31.97	8.09	4.4
							26.8	5.77	86.4	3	32.04	8.1	5
						3.90	26.8	5.72	85.7	3.27	32.24	8.11	6.8
							26.8	5.74	86	3.32	32.25	8.12	7.2
						6.80	26.7	5.71	85.5	5.69	32.42	8.13	10.3
							26.7	5.7	85.5	5.7	32.41	8.13	10
12:33	SWI1	ME	845498	817436	4.1	1.00	26.9	5.46	81.8	3.92	32.1	7.92	7
							26.8	5.5	82.4	4.9	32.23	7.94	7.6
						3.10	26.8	5.49	82.3	5.76	32.28	7.99	9.5
							26.8	5.5	82.5	6.03	32.31	8.03	9.6
13:01	C3	ME	843823	816212	15.4	1.00	26.8	5.79	86.8	4.98	32.26	8.11	6
							26.8	5.77	86.5	5.07	32.26	8.11	6.3
						7.70	26.7	5.77	86.5	4.83	32.5	8.12	7
							26.7	5.78	86.6	4.63	32.51	8.12	7.3
						14.40	26.7	5.79	86.7	5.18	32.52	8.13	9.8
							26.7	5.81	87	5.37	32.53	8.13	9.8
12:50	C4	ME	844617	815766	16.5	1.00	26.8	5.75	86.1	4.74	32.21	8.08	6.7
							26.8	5.72	85.7	4.72	32.21	8.08	7
						8.25	26.7	5.7	85.4	4.49	32.3	8.09	7.6
							26.7	5.7	85.4	4.55	32.3	8.09	7.5
						15.50	26.7	5.73	85.8	6.12	32.32	8.1	11.8
							26.7	5.73	85.8	6.18	32.32	8.1	11.4
13:29	I1	ME	844608	817677	9.7	1.00	26.9	5.99	89.8	2.87	31.87	8.08	6.4
							26.9	5.85	87.7	2.84	31.9	8.08	6.7
						4.85	26.8	5.61	84.1	2.86	32.23	8.11	7.3
							26.8	5.63	84.3	2.75	32.25	8.11	7.3
						8.70	26.7	5.69	85.3	5.77	32.52	8.13	9.8
							26.7	5.69	85.3	5.7	32.53	8.13	9.5
17:01	CC1	MF	843194	816410	7.9	1.00	26.8	6.04	90.3	2.96	32.42	8.08	7.5
							26.9	5.87	87.9	2.65	32.54	8.08	7.1
						3.95	26.8	5.7	85.5	3.71	32.71	8.1	9.1
							26.8	5.69	85.3	4.01	32.82	8.11	9.4
						6.90	26.8	5.67	85	5.31	32.81	8.11	12.6
							26.7	5.65	84.7	5.78	32.8	8.11	13
17:09	CC2	MF	844076	817083	11.5	1.00	26.7	5.89	88.1	3.12	31.55	8.1	7.6
							26.8	5.83	87.3	3.17	31.54	8.11	7.7
						5.75	26.8	5.79	86.7	3.04	31.72	8.12	7.8
							26.8	5.78	86.6	3.02	31.71	8.12	8
						10.50	26.7	5.7	85.4	4.91	31.93	8.12	8.9
							26.7	5.71	85.5	4.19	31.93	8.12	8.8
17:25	CC3	MF	844607	817933	9	1.00	26.9	5.63	84.3	2.1	32.46	8.08	5
							26.9	5.66	84.9	2.09	32.5	8.09	5.4
						4.50	26.8	5.59	83.7	3.05	32.71	8.1	6.2
							26.8	5.64	84.5	2.85	32.71	8.11	6.4
						8.00	26.7	5.72	85.7	4.09	32.9	8.12	7.2
							26.7	5.78	86.6	4.07	32.9	8.13	7.4
16:39	CC4	MF	845440	815610	1.7								
						0.85	26.7	6.04	90.2	5.68	31.52	8.08	10.1
							26.7	5.81	86.8	5.56	31.52	8.08	9.8
17:14	CC13	MF	844178	817481	7.4	1.00	26.8	5.86	87.7	2.19	32.53	8.09	5.1
							26.8	5.63	84.4	2.3	32.52	8.1	5
						3.70	26.8	5.5	82.4	3.75	32.71	8.1	6.2
							26.8	5.49	82.3	3.58	32.71	8.11	6.7
						6.40	26.8	5.5	82.4	5.02	32.73	8.11	9.7
							26.8	5.5	82.5	4.87	32.73	8.11	9.5
16:31	SWI1	MF	845501	817437	4.1	1.00	26.8	5.64	84.5	2.9	32.69	8.03	6.3
							26.9	5.54	83.1	3.47	32.69	8.09	6
						3.10	26.9	5.55	83.2	4.69	32.68	8.09	10.1
							26.9	5.57	83.5	4.33	32.73	8.09	10
16:54	C3	MF	843812	816205	15	1.00	26.7	5.93	88.6	2.39	31.6	8.11	3.9
							26.7	5.88	88	2.5	31.62	8.11	4.3
						7.50	26.7	5.7	85.4	3.74	31.83	8.12	4.7
							26.7	5.68	85.1	3.9	31.83	8.11	5
						14.00	26.7	5.72	85.7	7.78	31.92	8.12	6.5
							26.7	5.75	86.1	7.3	31.92	8.13	6.3
16:44	C4	MF	844614	815772	15.9	1.00	26.8	5.78	86.5	3.48	32.5	8.09	5.9
							26.8	5.74	85.9	3.38	32.5	8.09	6.3
						7.95	26.8	5.53	82.8	5.67	32.66	8.09	6.4
							26.8	5.53	82.8	5.47	32.65	8.09	6.2
						14.90	26.8	5.51	82.4	6.03	32.64	8.08	8.6
							26.8	5.51	82.5	6.09	32.64	8.08	8.9
17:20	I1	MF	844620	817675	9.5	1.00	26.9	5.94	88.9	2.15	32.54	8.08	4.6
							26.9	5.79	86.8	2.2	32.64	8.09	4.5
						4.75	26.7	5.81	87.1	2.94	31.84	8.12	5.7
							26.8	5.8	86.9	3.05	31.84	8.12	6
						8.50	26.7	5.8	86.8	3.46	31.96	8.12	7.3
							26.7	5.79	86.8	3.62	31.98	8.13	7.2

MF - Middle Flood tida
ME - Middle Ebb tida

Contract No. EDO/04/2018
Cross Bay Link, Tseung Kwan O

Baseline Monitoring

Sampling Date: 12-Oct-18

Date / Time	Location	Tide*	Co-ordinates		Water Depth	Sampling Depth	Temp	DO Conc	DO Saturatio	Turbidity	Salinity	pH	SS
			East	North	m	m	℃	mg/L	%	NTU	ppt	unit	mg/L
13:13	CC1	ME	843204	816418	6.4	1.00	26.3	6.39	95.2	2.76	32.5	8.14	2.6
							26.4	6.35	94.6	2.74	32.5	8.14	2.9
						3.20	26.4	6.27	93.4	3.21	32.51	8.15	2.7
							26.4	6.27	93.3	2.85	32.51	8.15	2.4
						5.40	26.4	6.23	92.9	2.66	32.5	8.15	2.3
							26.4	6.23	92.8	2.68	32.51	8.15	2.1
13:21	CC2	ME	844082	817084	12.4	1.00	26.4	6.44	95.8	2.14	32.34	8.14	2.6
							26.4	6.28	93.5	2.17	32.35	8.14	3
						6.20	26.4	6.21	92.5	2.41	32.51	8.17	2.2
							26.4	6.21	92.5	2.49	32.52	8.17	2.8
						11.40	26.4	6.19	92.4	4.33	32.65	8.17	4.1
							26.4	6.19	92.3	4.57	32.65	8.17	2.8
13:40	CC3	ME	844612	817943	9.9	1.00	26.5	6.61	98.6	1.63	32.16	8.13	1.5
							26.5	6.51	97	1.62	32.16	8.14	1.6
						4.95	26.4	6.13	91.3	1.98	32.29	8.14	2.4
							26.4	6.15	91.5	1.97	32.26	8.15	1.8
						8.90	26.4	6.09	90.8	2.5	32.39	8.15	3.1
							26.5	5.99	89.5	2.9	32.49	8.15	2.3
12:48	CC4	ME	845431	815592	2.1								
						1.05	26.4	6.28	93.7	3.85	32.48	8.12	5.5
							26.4	6.23	92.8	3.89	32.5	8.13	4.2
13:27	CC13	ME	844184	817484	8.2	1.00	26.2	6.48	96.1	2.76	32.3	8.14	3.7
							26.2	6.35	94.3	2.86	32.33	8.14	3.1
						4.10	26.3	6.07	90.4	4.37	32.55	8.16	3.6
							26.3	6.04	90	4.66	32.55	8.16	4.3
						7.20	26.4	6.06	90.3	5.25	32.59	8.16	5.1
							26.4	6.07	90.5	5.63	32.61	8.16	5.2
12:39	SWI1	ME	845492	817443	3.6	1.00	26.4	6.21	92.5	2.49	32.22	8.14	2.4
							26.4	6.16	91.7	2.52	32.22	8.13	2.3
						2.60	26.4	5.91	87.9	2.58	32.25	8.11	1.6
							26.4	5.97	88.8	2.76	32.22	8.11	2.1
13:05	C3	ME	843818	816210	15.9	1.00	26.4	6.52	97.1	2.09	32.39	8.13	3.5
							26.4	6.34	94.5	2.14	32.4	8.13	3.4
						7.95	26.3	6.27	93.3	1.83	32.5	8.15	3.8
							26.3	6.27	93.3	1.87	32.5	8.15	2.9
						14.90	26.3	6.26	93.3	3.79	32.62	8.16	4.5
							26.3	6.24	93	5.03	32.65	8.16	3.7
12:56	C4	ME	844612	815791	16.6	1.00	26.4	6.64	98.9	2.32	32.32	8.12	4.1
							26.4	6.51	97	2.3	32.34	8.12	3.8
						8.30	26.3	6.3	93.8	2.06	32.49	8.14	4.1
							26.3	6.31	93.9	1.86	32.52	8.15	3.6
						15.60	26.3	6.37	94.8	4.14	32.67	8.17	3.8
							26.3	6.36	94.7	4.56	32.68	8.17	4.9
13:33	I1	ME	844607	817679	10.3	1.00	26.5	6.52	97.3	2	32.25	8.12	<1.0
							26.5	6.44	96	2.03	32.26	8.12	1.2
						5.15	26.4	5.83	86.8	2.11	32.37	8.12	1.4
							26.4	5.84	86.9	2.11	32.38	8.12	1.8
						9.30	26.4	6.1	90.9	2.68	32.63	8.16	1.6
							26.4	6.11	91.1	2.87	32.63	8.16	2.2
9:24	CC1	MF	843208	816420	7.6	1.00	26.2	6.55	97.1	3.13	32.25	8.13	2.2
							26.2	6.27	93	3.28	32.25	8.13	2.6
						3.80	26.2	6.11	90.7	3.32	32.27	8.14	2.8
							26.2	6.08	90.3	3.31	32.27	8.14	2.9
						6.60	26.2	6.02	89.3	3.38	32.29	8.15	2.2
							26.2	5.98	88.8	3.33	32.29	8.16	2.9
9:33	CC2	MF	844098	817105	12.5	1.00	26.3	6.03	89.5	2.73	32.28	8.15	2.8
							26.3	5.97	88.7	2.67	32.3	8.16	2.2
						6.25	26.3	5.93	88.2	2.86	32.32	8.16	3.6
							26.3	5.93	88.1	2.77	32.32	8.16	3.7
						11.50	26.2	5.93	88.1	2.46	32.34	8.15	2.5
							26.2	5.93	88.1	2.6	32.35	8.15	3.1
9:51	CC3	MF	844599	817940	9.5	1.00	26.4	6.48	96.4	2.39	32.34	8.14	4
							26.4	6.32	94.1	2.55	32.38	8.14	4.8
						4.75	26.3	6.08	90.6	2.18	32.52	8.15	3.6
							26.3	6.07	90.3	2.14	32.51	8.16	3.1
						8.50	26.4	6	89.6	4.27	32.61	8.17	2.9
							26.5	5.95	88.8	6.02	32.64	8.17	3.7
8:58	CC4	MF	845441	815607	1.6								
						0.80	26.2	6.35	94.3	6.09	32.21	8.12	14.8
							26.3	5.95	88.5	4.59	32.29	8.14	16.8
9:39	CC13	MF	844183	817481	8.2	1.00	26.2	6.28	93.1	2.38	32.22	8.13	1.6
							26.2	6.18	91.6	2.37	32.22	8.14	2.1
						4.10	26.2	6.01	89.3	2.43	32.25	8.15	4.4
							26.2	5.98	88.8	2.45	32.25	8.16	4.7
						7.20	26.2	5.95	88.3	2.74	32.34	8.16	2.9
							26.2	5.85	87	3.08	32.44	8.16	2.9
8:49	SWI1	MF	845497	817438	4.3	1.00	26.2	6.08	90.2	2.7	32.27	7.93	3.3
							26.2	6.01	89.2	2.71	32.27	7.96	2.7
						3.30	26.2	5.97	88.7	2.8	32.28	8.03	3.3
							26.2	5.96	88.5	2.78	32.28	8.07	2.6
9:17	C3	MF	843803	816206	15.7	1.00	26.3	6.46	96	2.63	32.39	8.15	3.3
							26.3	6.31	93.9	2.68	32.38	8.15	4.5
						7.85	26.4	6.16	91.8	3.56	32.53	8.17	2.7
							26.4	6.23	92.9	4.47	32.66	8.19	2.3
						14.70	26.4	6.22	92.8	4.69	32.68	8.19	3
							26.4	6.21	92.6	4.52	32.68	8.18	2.2
9:06	C4	MF	844606	815773	16.4	1.00	26.3	6.5	96.6	2.86	32.31	8.13	2.2
							26.3	6.14	91.3	2.85	32.35	8.14	2.2
						8.20	26.3	6.16	91.8	2.56	32.53	8.17	1.6
							26.3	6.18	92	2.61	32.52	8.17	1.4
						15.40	26.4	6.27	93.5	2.28	32.7	8.19	1.5
							26.4	6.27	93.5	2.19	32.7	8.19	1.7
9:47	I1	MF	844601	817651	10.7	1.00	26.2	6.08	90.1	2.36	32.17	8.15	2.3
							26.2	6.03	89.5	2.17	32.17	8.16	2.4
						5.35	26.2	5.96	88.5	2.25	32.3	8.16	1.2
							26.2	5.96	88.4	2.2	32.31	8.15	2.3
						9.70	26.4	5.94	88.6	3.87	32.62	8.16	3
							26.5	5.97	89.2	4.42	32.64	8.17	2.6

MF - Middle Flood tida
ME - Middle Ebb tida
For SS, if the monitoring result is less than Limit of Report 1mg/L, the result value will be assumed as 1 for the calculation.

Contract No. EDO/04/2018
Cross Bay Link, Tseung Kwan O

Baseline Monitoring

Sampling Date: 14-Oct-18

Date / Time	Location	Tide*	Co-ordinates		Water Depth	Sampling Depth	Temp	DO Conc	DO Saturatio	Turbidity	Salinity	pH	SS
			East	North	m	m	℃	mg/L	%	NTU	ppt	unit	mg/L
14:54	CC1	ME	843194	816407	8.1	1.00	26	6.72	99.5	3.17	32.27	8.16	9
							26.1	6.68	98.9	3.19	32.28	8.16	6.1
						4.05	26.1	6.48	96	3.13	32.42	8.16	5.9
							26.1	6.38	94.6	3.61	32.47	8.17	7.4
						7.10	26.1	6.3	93.5	3.79	32.47	8.17	7.6
							26.1	6.27	93	4.14	32.48	8.17	7.6
15:02	CC2	ME	844076	817080	12.3	1.00	26.2	6.33	93.9	2.5	32.33	8.16	6.8
							26.2	6.29	93.4	2.49	32.33	8.16	7.1
						6.15	26.1	6.13	90.8	3.59	32.35	8.16	6.2
							26.1	6.09	90.2	3.4	32.36	8.16	5.7
						11.30	26.1	6.1	90.4	5.48	32.47	8.17	7.1
							26.1	6.11	90.7	5.36	32.47	8.18	7.4
15:19	CC3	ME	844593	817946	9.2	1.00	26.3	6.48	96.2	2.53	32.19	8.14	5.2
							26.3	6.39	94.8	2.52	32.26	8.14	4.6
						4.60	26.2	6.26	93	2.32	32.34	8.15	4.2
							26.2	6.26	92.9	2.32	32.34	8.15	4.8
						8.20	26.2	6.23	92.6	3.15	32.34	8.16	6.1
							26.2	6.21	92.1	3.12	32.35	8.16	7.2
14:31	CC4	ME	845438	815599	2.1								
						1.05	26.2	6.1	90.4	4.45	32.31	8.14	7.9
							26.2	6.16	91.4	2.67	32.27	8.14	8.1
15:07	CC13	ME	844179	817481	7.8	1.00	26.1	6.59	97.6	3.18	32.26	8.15	6
							26.1	6.51	96.5	3.06	32.26	8.15	6.6
						3.90	26.1	6.34	94	3.4	32.31	8.15	6.8
							26.1	6.29	93.3	3.47	32.32	8.15	6.1
						6.80	26.1	6.23	92.4	3.47	32.32	8.15	5.7
							26.1	6.19	91.7	3.5	32.32	8.15	5.9
14:22	SWI1	ME	845497	817445	3.7	1.00	26.3	6.12	90.9	3.2	32.29	8.12	6.5
							26.3	6.23	92.6	3.4	32.31	8.12	6.9
						2.70	26.3	6.25	92.9	3.44	32.32	8.12	5
							26.3	6.25	92.8	3.35	32.32	8.12	5.9
14:48	C3	ME	843814	816211	15.6	1.00	26.1	6.33	93.9	4.66	32.41	8.15	10.3
							26.1	6.29	93.3	4.7	32.42	8.15	9.9
						7.80	26.1	6.29	93.3	3.58	32.45	8.17	7.3
							26.1	6.29	93.3	3.77	32.44	8.17	6.2
						14.60	26.1	6.31	93.6	3.03	32.51	8.17	5.1
							26.1	6.31	93.5	3.08	32.52	8.18	6
14:38	C4	ME	844612	815761	16.5	1.00	26.2	6.3	93.5	3.02	32.37	8.15	5.3
							26.2	6.26	92.9	3.16	32.37	8.16	6.2
						8.25	26.1	6.39	94.7	2.73	32.51	8.18	4.4
							26.1	6.39	94.8	3.01	32.51	8.18	5.1
						15.50	26	6.35	94.1	5.55	32.53	8.18	5.5
							26	6.35	94.1	5.69	32.53	8.18	6.1
15:14	I1	ME	844602	817708	10.3	1.00	26.3	6.49	96.3	3.8	32.22	8.15	7.6
							26.3	6.46	95.9	3.8	32.25	8.15	8.7
						5.15	26.2	6.31	93.7	4.41	32.32	8.16	9.9
							26.2	6.28	93.3	4.38	32.32	8.16	9.3
						9.30	26.2	5.88	87.4	3.09	32.49	8.16	4.3
							26.2	5.84	86.7	3.22	32.5	8.16	4.6
10:31	CC1	MF	843200	816412	8	1.00	26	6.55	96.8	3.25	32.28	8.15	6.5
							26	6.49	96	3.33	32.28	8.15	7.8
						4.00	26	6.32	93.5	2.45	32.3	8.15	5.3
							26	6.3	93.2	2.4	32.3	8.16	5.7
						7.00	26.1	6.14	91	3.87	32.35	8.16	7.3
							26.1	6.15	91	3.79	32.35	8.16	7.3
10:39	CC2	MF	844070	817102	13.1	1.00	26.1	6.42	95.1	3.9	32.29	8.14	7
							26.1	6.15	91.1	3.8	32.32	8.16	7.2
						6.55	26.1	6.11	90.6	3.99	32.33	8.16	7.5
							26.1	6.11	90.5	4.03	32.33	8.16	8.7
						12.10	26.1	6.1	90.4	5.67	32.41	8.17	6.1
							26.1	6.09	90.3	6.19	32.46	8.17	5.8
10:59	CC3	MF	844606	817942	9.1	1.00	26.1	6.35	94	3.63	32.24	8.14	5.7
							26.1	6.27	92.9	3.56	32.22	8.14	4.7
						4.55	26.1	6.16	91.4	2.34	32.46	8.17	3.1
							26.1	6.17	91.6	2.27	32.45	8.18	2.5
						8.10	26.2	5.92	88	4.5	32.53	8.18	3.7
							26.2	5.9	87.6	4.53	32.53	8.17	4
10:12	CC4	MF	845430	815602	2.2								
						1.10	26.1	6.25	92.5	3.59	32.26	8.12	6.5
							26.1	6.19	91.7	3.46	32.26	8.12	7.5
10:46	CC13	MF	844180	817482	7.8	1.00	25.9	6.24	92.1	3.83	32.29	8.15	5.7
							25.9	6.05	89.3	3.69	32.28	8.15	6.6
						3.90	26.1	6.09	90.4	2.92	32.44	8.17	4.2
							26.1	6.08	90.2	3.12	32.45	8.17	4.9
						6.80	26	6.26	92.6	6.65	32.51	8.12	9.8
							26.1	6.2	92	6.49	32.45	8.14	10.5
10:02	SWI1	MF	845496	817443	4.3	1.00	26.2	5.87	87.2	2.94	32.49	8	4.4
							26.2	5.88	87.3	2.92	32.48	8.03	4.4
						3.30	26.1	5.91	87.7	4	32.48	8.09	7.5
							26.1	5.91	87.8	4.19	32.48	8.1	6.1
10:25	C3	MF	843822	816224	15.4	1.00	26.1	6.43	95.2	5.64	32.32	8.14	8.2
							26.1	6.38	94.5	5.8	32.34	8.14	8.2
						7.70	26.1	6.21	92.1	6.18	32.43	8.15	8.9
							26.1	6.19	91.8	7.35	32.44	8.17	8
						14.40	26.1	6.19	91.8	7.07	32.44	8.17	6.2
							26.1	6.24	92.5	6.85	32.48	8.18	6.7
10:18	C4	MF	844611	815767	16.9	1.00	26.1	6.36	94.2	4.88	32.26	8.12	5.8
							26.1	6.25	92.5	3.59	32.26	8.12	6.8
						8.45	26.1	6.19	91.7	3.46	32.26	8.12	8
							26.1	6.34	94	3.05	32.32	8.13	8.1
						15.90	26.1	6.2	91.9	3.13	32.32	8.13	9.3
							26.1	6.16	91.3	2.93	32.4	8.15	9.2
10:54	I1	MF	844600	817672	9.7	1.00	26	6.44	94.9	5.42	31.88	8.14	12.4
							26	6.32	93.3	5.44	31.89	8.14	14.4
						4.85	26.1	6.17	91.4	2.97	32.36	8.16	4.1
							26.1	6.18	91.6	2.94	32.36	8.17	4.1
						8.70	26.1	6.16	91.3	3.2	32.42	8.17	5.7
							26.1	6.14	91.1	3.32	32.45	8.17	6

MF - Middle Flood tida
ME - Middle Ebb tida

Contract No. EDO/04/2018
Cross Bay Link, Tseung Kwan O

Baseline Monitoring

Sampling Date: 19-Oct-18

Date / Time	Location	Tide*	Co-ordinates		Water Depth	Sampling Depth	Temp	DO Conc	DO Saturatio	Turbidity	Salinity	pH	SS
			East	North	m	m	℃	mg/L	%	NTU	ppt	unit	mg/L
8:50	CC1	ME	843187	816404	8.3	1.00	25.6	6.29	92.4	2.13	32.5	8.18	4.3
							25.6	6.26	92	2.12	32.5	8.19	4.2
						4.15	25.6	6.22	91.5	2.1	32.5	8.19	5.4
							25.6	6.19	91	2.11	32.5	8.18	5.1
						7.30	25.6	6.16	90.6	2.13	32.51	8.18	5.4
							25.6	6.16	90.6	2.13	32.51	8.18	5.7
9:01	CC2	ME	844079	817078	12.2	1.00	25.5	6.41	94	2.66	32.44	8.19	5.5
							25.5	6.34	93.1	2.72	32.45	8.2	4.7
						6.10	25.5	6.27	92.2	2.74	32.48	8.2	4.6
							25.5	6.26	92	2.71	32.48	8.2	4.5
						11.20	25.6	6.25	91.9	2.87	32.51	8.2	4.6
							25.6	6.23	91.7	2.99	32.52	8.19	4.6
9:27	CC3	ME	844609	817942	9	1.00	25.9	5.7	84.2	3.79	32.44	8.11	8.6
							25.9	5.68	83.9	3.97	32.5	8.15	9.5
						4.50	25.8	5.94	87.6	3.29	32.54	8.18	6.3
							25.7	5.98	88.1	3.52	32.54	8.18	5.7
						8.00	25.8	5.96	88	3.85	32.57	8.18	4.9
							25.8	5.93	87.5	3.79	32.57	8.18	5.3
8:23	CC4	ME	845431	815601	2.8								
						1.40	25.7	6.08	89.7	3.23	32.68	8.19	3.4
							25.7	6.07	89.6	3.17	32.68	8.19	4.9
9:10	CC13	ME	844186	817432	7.9	1.00	25.5	5.94	87.2	2.24	32.43	8.16	6.2
							25.5	5.91	86.7	2.14	32.42	8.15	6.8
						3.95	25.5	6.12	89.9	3.18	32.45	8.17	8.3
							25.5	6.09	89.4	3.07	32.45	8.17	9.2
						6.90	25.6	6.14	90.2	3.58	32.49	8.18	8.3
							25.6	6.16	90.6	3.58	32.49	8.18	9.1
8:14	SWI1	ME	845492	817440	4.2	1.00	25.8	5.98	88.3	3.93	32.6	8	8.2
							25.8	5.94	87.6	3.94	32.6	8.08	8.8
						3.20	25.8	5.93	87.5	2.82	32.61	8.11	8.3
							25.8	5.93	87.5	2.83	32.61	8.12	7.2
8:42	C3	ME	843831	816193	16.4	1.00	25.8	6.18	91.2	2.54	32.57	8.17	4.4
							25.8	6.11	90.2	2.53	32.57	8.18	4.5
						8.20	25.8	6.09	89.9	2.26	32.57	8.18	5.9
							25.8	6.08	89.7	2.37	32.58	8.18	5.4
						15.40	25.8	6.06	89.5	2.35	32.58	8.18	6.8
							25.7	6.11	90.1	2.67	32.56	8.18	6.7
8:29	C4	ME	844619	815771	16.6	1.00	25.6	6.36	93.7	3.39	32.58	8.17	8
							25.7	6.31	93	3.42	32.58	8.18	7.2
						8.30	25.7	6.25	92.1	2.45	32.58	8.19	6.5
							25.7	6.25	92	2.46	32.58	8.19	6.9
						15.60	25.7	6.21	91.5	2.59	32.59	8.18	5.9
							25.7	6.21	91.4	2.53	32.59	8.18	7
9:19	I1	ME	844610	817681	9.8	1.00	25.6	5.96	87.5	1.85	32.13	8.15	3.3
							25.6	5.9	86.5	2.07	32.05	8.16	3.2
						4.90	25.7	6.06	89.2	3.33	32.49	8.18	5.7
							25.7	6.06	89.2	3.34	32.49	8.18	5.3
						8.80	25.7	6.06	89.3	4.09	32.52	8.18	5.8
							25.7	6.02	88.7	4.78	32.54	8.18	5.9
15:17	CC1	MF	843197	816409	8.7	1.00	25.6	6.57	96.5	2.34	32.43	8.18	4.2
							25.6	6.5	95.5	2.24	32.43	8.18	4.1
						4.35	25.6	6.41	94.2	3.44	32.46	8.18	7.7
							25.6	6.39	94	3.5	32.47	8.18	7
						7.70	25.6	6.36	93.5	3.31	32.46	8.18	7.7
							25.6	6.36	93.5	3.36	32.46	8.18	8.3
15:26	CC2	MF	844072	817099	11.7	1.00	25.6	6.41	94.3	2.61	32.41	8.17	6.3
							25.7	6.31	92.9	2.54	32.42	8.17	7
						5.85	25.7	6.27	92.3	2.35	32.51	8.18	5.5
							25.7	6.25	92.1	2.27	32.51	8.18	5.6
						10.70	25.7	6.23	91.7	2.43	32.52	8.18	5.2
							25.7	6.21	91.5	3.03	32.55	8.18	5.2
15:43	CC3	MF	844586	817934	9.3	1.00	25.7	6.01	88.3	2.32	32.27	8.15	4.8
							25.9	5.98	88.2	2.63	32.29	8.16	4.3
						4.65	25.7	6.06	89.4	3.4	32.5	8.18	4.6
							25.7	6.05	89.2	3.16	32.5	8.18	4.5
						8.30	25.6	6.1	89.8	4.52	32.51	8.18	5.3
							25.6	6.09	89.6	5.26	32.51	8.17	4.9
14:55	CC4	MF	845438	815600	2.8								
						1.40	25.7	6.52	96.1	6.07	32.54	8.16	13.8
							25.8	6.44	95	6.24	32.56	8.16	14.1
15:32	CC13	MF	844186	817401	7.9	1.00	25.6	6.24	91.7	2.18	32.38	8.16	4.8
							25.6	6.19	90.9	2.04	32.35	8.17	5
						3.95	25.6	6.21	91.2	2.56	32.42	8.17	4.4
							25.6	6.2	91.1	2.57	32.42	8.17	5.1
						6.90	25.6	6.16	90.6	3.32	32.47	8.17	2.6
							25.6	6.15	90.4	3.44	32.47	8.17	2.9
14:48	SWI1	MF	845503	817434	3.7	1.00	25.7	6.35	93.6	3.83	32.55	8.07	7
							25.7	6.35	93.7	4.13	32.55	8.11	7.1
						2.70	25.8	6	88.7	3.48	32.6	8.13	7.3
							25.8	6.17	91	3.66	32.57	8.14	7.3
15:11	C3	MF	843825	816200	15.3	1.00	25.8	6.23	91.9	2.68	32.56	8.17	5.6
							25.8	6.17	91	2.58	32.56	8.18	5.9
						7.65	25.7	6.14	90.6	3.43	32.6	8.18	5.3
							25.7	6.16	90.7	3.21	32.6	8.18	5.1
						14.30	25.7	6.11	90.1	4.6	32.6	8.18	6.2
							25.7	6.1	89.9	4.52	32.61	8.18	6.3
15:00	C4	MF	844632	815794	15.6	1.00	25.7	6.39	94.1	3.11	32.55	8.17	6.3
							25.7	6.3	92.9	3.11	32.55	8.17	5.6
						7.80	25.7	6.23	91.8	3.17	32.57	8.18	5.6
							25.7	6.22	91.8	3.12	32.56	8.18	6
						14.60	25.8	6.09	89.9	5.43	32.67	8.17	6.2
							25.8	6.09	89.8	5.9	32.67	8.17	6.3
15:38	I1	MF	844596	817680	9.8	1.00	25.7	6.09	89.5	2.14	32.09	8.16	6.3
							25.7	6.01	88.4	2.15	32.14	8.17	6.5
						4.90	25.8	6.09	89.7	2.79	32.5	8.18	7.6
							25.8	6.06	89.4	2.76	32.5	8.17	8.4
						8.80	25.7	6.06	89.2	5.16	32.53	8.17	11.9
							25.7	6.05	89.1	5.18	32.54	8.17	11.7

MF - Middle Flood tida
ME - Middle Ebb tida

Contract No. EDO/04/2018
Cross Bay Link, Tseung Kwan O

Baseline Monitoring

Sampling Date: 22-Oct-18

Date / Time	Location	Tide*	Co-ordinates East	Co-ordinates North	Water Depth m	Sampling Depth m	Temp ℃	DO Conc mg/L	DO Satur. %	Turbidity NTU	Salinity ppt	pH unit	SS mg/L
11:14	CC1	ME	843200	816417	8.2	1.00	25.5	6.55	96.2	2.03	32.65	8.19	2.6
							25.5	6.52	95.8	2.06	32.65	8.19	2.2
						4.10	25.4	6.47	95.0	2.14	32.66	8.19	1.8
							25.5	6.47	95.0	2.05	32.65	8.19	1.7
						7.20	25.4	6.43	94.4	2.39	32.66	8.19	2.1
							25.4	6.42	94.3	2.37	32.66	8.19	1.6
11:24	CC2	ME	844070	817095	12	1.00	25.5	6.64	97.6	1.52	32.62	8.19	1.4
							25.6	6.61	97.3	1.52	32.61	8.20	<1.0
						6.00	25.5	6.57	96.6	1.59	32.62	8.20	1.3
							25.4	6.54	96.0	1.56	32.63	8.20	<1.0
						11.00	25.4	6.45	94.6	2.18	32.66	8.20	1.8
							25.4	6.36	93.4	2.41	32.68	8.19	1.2
11:31	CC3	ME	844592	817942	8.8	1.00	25.6	6.19	91.1	1.44	32.59	8.16	<1.0
							25.6	6.20	91.2	1.56	32.59	8.17	<1.0
						4.40	25.5	6.36	93.6	2.05	32.68	8.19	1
							25.5	6.43	94.5	2.16	32.69	8.20	<1.0
						7.80	25.4	6.02	88.3	1.86	32.70	8.18	<1.0
							25.4	5.97	87.6	2.20	32.70	8.18	1.1
10:51	CC4	ME	845434	815611	2.8								
						1.40	25.4	6.40	93.9	2.78	32.62	8.18	4.2
							25.4	6.38	93.6	2.92	32.63	8.18	3
11:44	CC13	ME	844183	817479	7.7								
						1.00	25.5	6.32	92.8	3.70	32.50	8.18	5.7
							25.5	6.25	91.8	3.52	32.51	8.18	5.9
						3.85	25.5	6.24	91.6	3.00	32.68	8.19	3.4
							25.5	6.24	91.6	2.58	32.69	8.19	3.4
						6.70	25.4	6.18	90.7	3.75	32.70	8.19	29.1
							25.4	6.01	88.1	5.67	32.71	8.18	184
10:41	SWI1	ME	845492	817444	3.9	1.00	25.5	6.18	90.7	2.05	32.67	8.06	2.4
							25.5	6.14	90.2	1.97	32.68	8.08	2
						2.90	25.4	6.18	90.8	2.43	32.68	8.12	2.3
							25.4	6.17	90.6	2.42	32.68	8.12	2.1
11:07	C3	ME	843816	816205	15.4	1.00	25.5	6.41	94.1	3.32	32.59	8.18	4.9
							25.5	6.37	93.5	3.21	32.59	8.18	4.6
						7.70	25.4	6.30	92.4	4.56	32.60	8.18	5.4
							25.4	6.29	92.3	4.56	32.60	8.18	4.7
						14.40	25.4	6.27	91.9	4.54	32.60	8.18	6.3
							25.4	6.26	91.9	4.44	32.60	8.18	6.8
10:57	C4	ME	844627	815778	16	1.00	25.5	6.47	95.1	2.58	32.61	8.17	3.7
							25.5	6.43	94.5	2.58	32.61	8.18	2.7
						8.00	25.4	6.37	93.5	2.73	32.63	8.18	2.4
							25.4	6.37	93.4	2.74	32.63	8.18	3.8
						15.00	25.4	6.36	93.3	2.18	32.66	8.18	1.8
							25.4	6.36	93.3	2.05	32.67	8.18	2.1
11:38	I1	ME	844598	817667	9.5	1.00	25.5	6.32	92.8	2.70	32.50	8.18	1.4
							25.5	6.25	91.8	2.52	32.51	8.18	<1.0
						4.75	25.5	6.24	91.6	3.00	32.68	8.19	1.8
							25.5	6.24	91.6	2.58	32.69	8.19	1.2
						8.50	25.4	6.18	90.7	3.75	32.70	8.19	1.8
							25.4	6.01	88.1	5.67	32.71	8.18	1.3
16:05	CC1	MF	843195	816420	8.6	1.00	25.7	6.86	101.0	1.81	32.59	8.21	1.7
							25.7	6.85	101.0	1.82	32.58	8.21	1.7
						4.30	25.7	6.84	100.9	1.88	32.60	8.21	1.8
							25.7	6.83	100.7	1.99	32.60	8.22	1.8
						7.60	25.7	6.79	100.1	1.81	32.60	8.22	1.5
							25.7	6.79	100.1	1.80	32.60	8.22	1.7
16:14	CC2	MF	844087	817091	11.7	1.00	25.6	6.74	99.2	1.91	32.60	8.20	1.1
							25.6	6.73	99.1	1.85	32.60	8.20	1.7
						5.85	25.6	6.73	99.1	1.84	32.61	8.21	1.1
							25.6	6.74	99.2	1.90	32.61	8.21	1.4
						10.70	25.5	6.41	94.1	3.24	32.67	8.20	1.3
							25.4	6.37	93.5	3.24	32.68	8.20	1.5
16:34	CC3	MF	844601	817942	9	1.00	25.9	6.72	99.3	1.88	32.50	8.20	<1.0
							25.9	6.72	99.2	1.86	32.50	8.20	<1.0
						4.50	25.8	6.69	98.8	1.78	32.57	8.21	<1.0
							25.7	6.64	97.9	1.78	32.58	8.21	<1.0
						8.00	25.4	6.11	89.7	5.02	32.70	8.19	<1.0
							25.4	6.10	89.6	4.89	32.69	8.19	<1.0
15:44	CC4	MF	845436	815602	2.9								
						1.45	25.7	6.68	98.5	4.35	32.53	8.19	4
							25.7	6.63	97.6	4.49	32.53	8.19	3.7
16:21	CC13	MF	844179	817486	7.3								
						1.00	25.7	6.61	97.4	1.91	32.53	8.19	1.1
							25.7	6.56	96.7	1.90	32.53	8.19	1.9
						3.65	25.7	6.47	95.3	2.01	32.56	8.19	2.6
							25.7	6.44	94.8	2.04	32.57	8.19	2.3
						6.30	25.6	6.29	92.5	2.76	32.60	8.19	1.5
							25.5	6.23	91.6	2.82	32.61	8.19	2
15:36	SWI1	MF	845493	817441	4.4	1.00	25.8	6.73	99.4	1.93	32.67	8.19	2.7
							25.8	6.67	98.5	1.95	32.66	8.19	2.2
						3.40	25.6	6.41	94.4	4.54	32.68	8.18	1.8
							25.7	6.42	94.6	4.09	32.68	8.18	1.4
15:58	C3	MF	843811	816202	15.2	1.00	25.5	6.55	96.3	3.39	32.56	8.18	2.5
							25.5	6.51	95.6	3.45	32.56	8.18	2.5
						7.60	25.5	6.35	93.3	3.74	32.57	8.18	2.9
							25.5	6.31	92.7	3.84	32.58	8.18	3.1
						14.20	25.4	6.35	93.2	4.49	32.65	8.19	3.5
							25.4	6.36	93.2	4.28	32.65	8.19	2.9
15:48	C4	MF	844613	815773	15.9	1.00	25.6	6.38	93.8	2.70	32.49	8.17	3.2
							25.6	6.36	93.4	2.93	32.49	8.17	3
						7.95	25.5	6.22	91.3	4.01	32.53	8.17	2.5
							25.5	6.21	91.1	3.80	32.52	8.17	2.1
						14.90	25.5	6.24	91.6	5.96	32.60	8.18	4.5
							25.5	6.25	91.8	5.75	32.60	8.18	3.3
16:30	I1	MF	844609	817687	9.6	1.00	25.9	6.89	101.8	1.74	32.46	8.21	<1.0
							25.9	6.90	101.9	1.74	32.48	8.21	<1.0
						4.80	25.8	6.85	101.1	1.88	32.57	8.21	<1.0
							25.7	6.80	100.3	1.96	32.62	8.21	<1.0
						8.60	25.5	6.57	96.5	1.90	32.69	8.22	<1.0
							25.5	6.51	95.6	1.82	32.69	8.21	<1.0

MF - Middle Flood tida
ME - Middle Ebb tida
For SS, if the monitoring result is less than Limit of Report 1mg/L, the result value will be assumed as 1 for the calculation.

ALS Technichem (HK) Pty Ltd

ALS Laboratory Group

ANALYICAL CHEMISTRY & TESTING SERVICES

CERTIFICATE OF ANALYSIS

Client	: ACTION UNITED ENVIRONMENT SERVICES AND CONSULTING	*Laboratory*	: ALS Technichem (HK) Pty Ltd	*Page*	: 1 of 6
Contact	: MR T W TAM	*Contact*	: Richard Fung	*Work Order*	: **HK1849587**
Address	: RM A 20/F., GOLD KING IND BLDG, NO. 35-41 TAI LIN PAI ROAD, KWAI CHUNG, N.T. HONG KONG	*Address*	: 11/F., Chung Shun Knitting Centre, 1 - 3 Wing Yip Street, Kwai Chung, N.T., Hong Kong		
E-mail	: Twtam@fordbusiness.com	*E-mail*	: richard.fung@alsglobal.com		
Telephone	: +852 2959 6059	*Telephone*	: +852 2610 1044		
Facsimile	: +852 2959 6079	*Facsimile*	: +852 2610 2021		
Project	: TCS00975/18 – TSEUNG KWAN O, CROSS BAY LINK	*Quote number*	: HKE/2445/18	*Date received*	: 21-Sep-2018
Order number	: —			*Date of issue*	: 03-Oct-2018
C-O-C number	: —			*No. of samples*	- *Received* : 96
Site	: —				- *Analysed* : 96

This report may not be reproduced except with prior written approval from the testing laboratory.

This document has been signed by those names that appear on this report and are the authorised signatories.

Signatory	*Position*	*Authorised results for:*
Fung Lim Chee, Richard	**General Manager**	**Inorganics**

Report Comments

This report for ALS Technichem (HK) Pty Ltd work order reference HK1849587 supersedes any previous reports with this reference. Testing period is from 21-Sep-2018 to 03-Oct-2018. Results apply to sample(s) as submitted. All pages of this report have been checked and approved for release. When date(s) and/or time(s) are shown bracketed, these have been assumed by the laboratory for process purposes. Abbreviations: CAS number = Chemical Abstract Services number. LOR = Limit of reporting.

Specific Comments for Work Order HK1849587 :

Sample(s) were received in chilled condition.

Water sample(s) analysed and reported on as received basis.

Analytical Results

Sub-Matrix: WATER		Compound	EA025: Suspended Solids (SS)	----	----	----	----
		LOR Unit	1.0 mg/L	----	----	----	----
Client sample ID	Client sampling date / time	Laboratory sample ID	EA/ED: Physical and Aggregate Properties	----	----	----	----
CC1/S/MID-EBB	21-Sep-2018	HK1849587-001	6.4	----	----	----	----
CC1/S/MID-EBB - Duplicate	21-Sep-2018	HK1849587-002	7.3	----	----	----	----
CC1/M/MID-EBB	21-Sep-2018	HK1849587-003	6.9	----	----	----	----
CC1/M/MID-EBB- Duplicate	21-Sep-2018	HK1849587-004	8.2	----	----	----	----
CC1/B/MID-EBB	21-Sep-2018	HK1849587-005	7.9	----	----	----	----
CC1/B/MID-EBB- Duplicate	21-Sep-2018	HK1849587-006	7.7	----	----	----	----
CC2/S/MID-EBB	21-Sep-2018	HK1849587-007	8.5	----	----	----	----
CC2/S/MID-EBB - Duplicate	21-Sep-2018	HK1849587-008	8.7	----	----	----	----
CC2/M/MID-EBB	21-Sep-2018	HK1849587-009	9.3	----	----	----	----
CC2/M/MID-EBB- Duplicate	21-Sep-2018	HK1849587-010	8.6	----	----	----	----
CC2/B/MID-EBB	21-Sep-2018	HK1849587-011	10.2	----	----	----	----
CC2/B/MID-EBB- Duplicate	21-Sep-2018	HK1849587-012	9.5	----	----	----	----
CC3/S/MID-EBB	21-Sep-2018	HK1849587-013	8.2	----	----	----	----
CC3/S/MID-EBB - Duplicate	21-Sep-2018	HK1849587-014	7.1	----	----	----	----
CC3/M/MID-EBB	21-Sep-2018	HK1849587-015	8.1	----	----	----	----
CC3/M/MID-EBB- Duplicate	21-Sep-2018	HK1849587-016	8.3	----	----	----	----
CC3/B/MID-EBB	21-Sep-2018	HK1849587-017	9.2	----	----	----	----
CC3/B/MID-EBB- Duplicate	21-Sep-2018	HK1849587-018	9.6	----	----	----	----
CC4/M/MID-EBB	21-Sep-2018	HK1849587-021	9.5	----	----	----	----
CC4/M/MID-EBB- Duplicate	21-Sep-2018	HK1849587-022	9.4	----	----	----	----
CC13/S/MID-EBB	21-Sep-2018	HK1849587-025	7.3	----	----	----	----
CC13/S/MID-EBB - Duplicate	21-Sep-2018	HK1849587-026	7.2	----	----	----	----
CC13/M/MID-EBB	21-Sep-2018	HK1849587-027	7.4	----	----	----	----
CC13/M/MID-EBB- Duplicate	21-Sep-2018	HK1849587-028	8.0	----	----	----	----
CC13/B/MID-EBB	21-Sep-2018	HK1849587-029	9.3	----	----	----	----
CC13/B/MID-EBB- Duplicate	21-Sep-2018	HK1849587-030	9.7	----	----	----	----
SW11/S/MID-EBB	21-Sep-2018	HK1849587-031	6.5	----	----	----	----
SW11/S/MID-EBB - Duplicate	21-Sep-2018	HK1849587-032	5.8	----	----	----	----
SW11/B/MID-EBB	21-Sep-2018	HK1849587-035	9.7	----	----	----	----
SW11/B/MID-EBB- Duplicate	21-Sep-2018	HK1849587-036	9.3	----	----	----	----
C3/S/MID-EBB	21-Sep-2018	HK1849587-037	8.3	----	----	----	----

Sub-Matrix: WATER			Compound	EA025: Suspended Solids (SS)	----	----	----	----
			LOR Unit	1.0 mg/L	----	----	----	----
Client sample ID	Client sampling date / time	Laboratory sample ID		EA/ED: Physical and Aggregate Properties	----	----	----	----
C3/S/MID-EBB - Duplicate	21-Sep-2018	HK1849587-038		7.6	----	----	----	----
C3/M/MID-EBB	21-Sep-2018	HK1849587-039		8.3	----	----	----	----
C3/M/MID-EBB- Duplicate	21-Sep-2018	HK1849587-040		7.0	----	----	----	----
C3/B/MID-EBB	21-Sep-2018	HK1849587-041		9.0	----	----	----	----
C3/B/MID-EBB- Duplicate	21-Sep-2018	HK1849587-042		8.9	----	----	----	----
C4/S/MID-EBB	21-Sep-2018	HK1849587-043		7.2	----	----	----	----
C4/S/MID-EBB - Duplicate	21-Sep-2018	HK1849587-044		7.4	----	----	----	----
C4/M/MID-EBB	21-Sep-2018	HK1849587-045		8.1	----	----	----	----
C4/M/MID-EBB- Duplicate	21-Sep-2018	HK1849587-046		7.6	----	----	----	----
C4/B/MID-EBB	21-Sep-2018	HK1849587-047		9.1	----	----	----	----
C4/B/MID-EBB- Duplicate	21-Sep-2018	HK1849587-048		7.5	----	----	----	----
I1/S/MID-EBB	21-Sep-2018	HK1849587-049		5.1	----	----	----	----
I1/S/MID-EBB - Duplicate	21-Sep-2018	HK1849587-050		5.7	----	----	----	----
I1/M/MID-EBB	21-Sep-2018	HK1849587-051		5.0	----	----	----	----
I1/M/MID-EBB- Duplicate	21-Sep-2018	HK1849587-052		6.0	----	----	----	----
I1/B/MID-EBB	21-Sep-2018	HK1849587-053		7.0	----	----	----	----
I1/B/MID-EBB- Duplicate	21-Sep-2018	HK1849587-054		7.5	----	----	----	----
CC1/S/MID-FLOOD	21-Sep-2018	HK1849587-055		6.2	----	----	----	----
CC1/S/MID-FLOOD - Duplicate	21-Sep-2018	HK1849587-056		5.7	----	----	----	----
CC1/M/MID-FLOOD	21-Sep-2018	HK1849587-057		8.0	----	----	----	----
CC1/M/MID-FLOOD - Duplicate	21-Sep-2018	HK1849587-058		7.7	----	----	----	----
CC1/B/MID-FLOOD	21-Sep-2018	HK1849587-059		9.8	----	----	----	----
CC1/B/MID-FLOOD - Duplicate	21-Sep-2018	HK1849587-060		8.6	----	----	----	----
CC2/S/MID-FLOOD	21-Sep-2018	HK1849587-061		6.6	----	----	----	----
CC2/S/MID-FLOOD - Duplicate	21-Sep-2018	HK1849587-062		8.2	----	----	----	----
CC2/M/MID-FLOOD	21-Sep-2018	HK1849587-063		8.1	----	----	----	----
CC2/M/MID-FLOOD - Duplicate	21-Sep-2018	HK1849587-064		7.2	----	----	----	----
CC2/B/MID-FLOOD	21-Sep-2018	HK1849587-065		8.4	----	----	----	----
CC2/B/MID-FLOOD - Duplicate	21-Sep-2018	HK1849587-066		8.6	----	----	----	----
CC3/S/MID-FLOOD	21-Sep-2018	HK1849587-067		7.2	----	----	----	----
CC3/S/MID-FLOOD - Duplicate	21-Sep-2018	HK1849587-068		7.7	----	----	----	----
CC3/M/MID-FLOOD	21-Sep-2018	HK1849587-069		7.7	----	----	----	----
CC3/M/MID-FLOOD - Duplicate	21-Sep-2018	HK1849587-070		8.7	----	----	----	----

Sub-Matrix: **WATER**

		Compound	EA025: Suspended Solids (SS)	----	----	----	----
		LOR Unit	1.0 mg/L	----	----	----	----
Client sample ID	Client sampling date / time	Laboratory sample ID	EA/ED: Physical and Aggregate Properties	----	----	----	----
CC3/B/MID-FLOOD	21-Sep-2018	HK1849587-071	11.8	----	----	----	----
CC3/B/MID-FLOOD - Duplicate	21-Sep-2018	HK1849587-072	11.9	----	----	----	----
CC4/M/MID-FLOOD	21-Sep-2018	HK1849587-075	9.0	----	----	----	----
CC4/M/MID-FLOOD - Duplicate	21-Sep-2018	HK1849587-076	8.6	----	----	----	----
CC13/S/MID-FLOOD	21-Sep-2018	HK1849587-079	7.2	----	----	----	----
CC13/S/MID-FLOOD - Duplicate	21-Sep-2018	HK1849587-080	6.6	----	----	----	----
CC13/M/MID-FLOOD	21-Sep-2018	HK1849587-081	8.0	----	----	----	----
CC13/M/MID-FLOOD - Duplicate	21-Sep-2018	HK1849587-082	9.0	----	----	----	----
CC13/B/MID-FLOOD	21-Sep-2018	HK1849587-083	11.8	----	----	----	----
CC13/B/MID-FLOOD - Duplicate	21-Sep-2018	HK1849587-084	10.8	----	----	----	----
SW11/S/MID-FLOOD	21-Sep-2018	HK1849587-085	8.2	----	----	----	----
SW11/S/MID-FLOOD - Duplicate	21-Sep-2018	HK1849587-086	7.6	----	----	----	----
SW11/B/MID-FLOOD	21-Sep-2018	HK1849587-089	10.6	----	----	----	----
SW11/B/MID-FLOOD - Duplicate	21-Sep-2018	HK1849587-090	11.3	----	----	----	----
C3/S/MID-FLOOD	21-Sep-2018	HK1849587-091	5.6	----	----	----	----
C3/S/MID-FLOOD - Duplicate	21-Sep-2018	HK1849587-092	6.4	----	----	----	----
C3/M/MID-FLOOD	21-Sep-2018	HK1849587-093	7.5	----	----	----	----
C3/M/MID-FLOOD - Duplicate	21-Sep-2018	HK1849587-094	7.7	----	----	----	----
C3/B/MID-FLOOD	21-Sep-2018	HK1849587-095	10.1	----	----	----	----
C3/B/MID-FLOOD - Duplicate	21-Sep-2018	HK1849587-096	11.0	----	----	----	----
C4/S/MID-FLOOD	21-Sep-2018	HK1849587-097	8.0	----	----	----	----
C4/S/MID-FLOOD - Duplicate	21-Sep-2018	HK1849587-098	7.1	----	----	----	----
C4/M/MID-FLOOD	21-Sep-2018	HK1849587-099	7.8	----	----	----	----
C4/M/MID-FLOOD - Duplicate	21-Sep-2018	HK1849587-100	8.5	----	----	----	----
C4/B/MID-FLOOD	21-Sep-2018	HK1849587-101	9.6	----	----	----	----
C4/B/MID-FLOOD - Duplicate	21-Sep-2018	HK1849587-102	9.7	----	----	----	----
I1/S/MID-FLOOD	21-Sep-2018	HK1849587-103	7.1	----	----	----	----
I1/S/MID-FLOOD - Duplicate	21-Sep-2018	HK1849587-104	7.6	----	----	----	----
I1/M/MID-FLOOD	21-Sep-2018	HK1849587-105	11.0	----	----	----	----
I1/M/MID-FLOOD - Duplicate	21-Sep-2018	HK1849587-106	10.3	----	----	----	----
I1/B/MID-FLOOD	21-Sep-2018	HK1849587-107	11.2	----	----	----	----
I1/B/MID-FLOOD - Duplicate	21-Sep-2018	HK1849587-108	12.1	----	----	----	----

Laboratory Duplicate (DUP) Report

Matrix: **WATER**

Laboratory sample ID	Client sample ID	Method: Compound	CAS Number	Laboratory Duplicate (DUP) Report LOR	Unit	Original Result	Duplicate Result	RPD (%)
EA/ED: Physical and Aggregate Properties (QC Lot: 1946826)								
HK1849587-001	CC1/S/MID-EBB	EA025: Suspended Solids (SS)	----	0.5	mg/L	6.4	5.8	9.05
HK1849587-011	CC2/B/MID-EBB	EA025: Suspended Solids (SS)	----	0.5	mg/L	10.2	9.9	3.22
EA/ED: Physical and Aggregate Properties (QC Lot: 1946827)								
HK1849587-025	CC13/S/MID-EBB	EA025: Suspended Solids (SS)	----	0.5	mg/L	7.3	7.8	5.96
HK1849587-037	C3/S/MID-EBB	EA025: Suspended Solids (SS)	----	0.5	mg/L	8.3	7.4	10.5
EA/ED: Physical and Aggregate Properties (QC Lot: 1946828)								
HK1849587-047	C4/B/MID-EBB	EA025: Suspended Solids (SS)	----	0.5	mg/L	9.1	7.9	14.4
HK1849587-057	CC1/M/MID-FLOOD	EA025: Suspended Solids (SS)	----	0.5	mg/L	8.0	7.1	12.3
EA/ED: Physical and Aggregate Properties (QC Lot: 1946829)								
HK1849587-067	CC3/S/MID-FLOOD	EA025: Suspended Solids (SS)	----	0.5	mg/L	7.2	7.4	2.40
HK1849587-081	CC13/M/MID-FLOOD	EA025: Suspended Solids (SS)	----	0.5	mg/L	8.0	7.7	3.82
EA/ED: Physical and Aggregate Properties (QC Lot: 1946830)								
HK1849587-093	C3/M/MID-FLOOD	EA025: Suspended Solids (SS)	----	0.5	mg/L	7.5	8.6	13.0
HK1849587-103	I1/S/MID-FLOOD	EA025: Suspended Solids (SS)	----	0.5	mg/L	7.1	6.9	2.50

Method Blank (MB), Laboratory Control Spike (LCS) and Laboratory Control Spike Duplicate (DCS) Report

Matrix: **WATER**

Method: Compound	CAS Number	Method Blank (MB) Report LOR	Unit	Result	Laboratory Control Spike (LCS) and Laboratory Control Spike Duplicate (DCS) Report Spike Concentration	Spike Recovery (%) LCS	DCS	Recovery Limits (%) Low	High	RPDs (%) Value	Control Limit
EA/ED: Physical and Aggregate Properties (QCLot: 1946826)											
EA025: Suspended Solids (SS)	----	0.5	mg/L	<0.5	20 mg/L	102	----	85	115	----	----
EA/ED: Physical and Aggregate Properties (QCLot: 1946827)											
EA025: Suspended Solids (SS)	----	0.5	mg/L	<0.5	20 mg/L	93.0	----	85	115	----	----
EA/ED: Physical and Aggregate Properties (QCLot: 1946828)											
EA025: Suspended Solids (SS)	----	0.5	mg/L	<0.5	20 mg/L	106	----	85	115	----	----
EA/ED: Physical and Aggregate Properties (QCLot: 1946829)											
EA025: Suspended Solids (SS)	----	0.5	mg/L	<0.5	20 mg/L	102	----	85	115	----	----
EA/ED: Physical and Aggregate Properties (QCLot: 1946830)											
EA025: Suspended Solids (SS)	----	0.5	mg/L	<0.5	20 mg/L	104	----	85	115	----	----

Matrix Spike (MS) and Matrix Spike Duplicate (MSD) Report

- **No Matrix Spike (MS) or Matrix Spike Duplicate (MSD) Results are required to be reported.**

ALS Technichem (HK) Pty Ltd

ALS Laboratory Group

ANALYICAL CHEMISTRY & TESTING SERVICES

CERTIFICATE OF ANALYSIS

Client	: ACTION UNITED ENVIRONMENT SERVICES AND CONSULTING	*Laboratory*	: ALS Technichem (HK) Pty Ltd	*Page*	: 1 of 7
Contact	: MR T W TAM	*Contact*	: Richard Fung	*Work Order*	: **HK1849389**
Address	: RM A 20/F., GOLD KING IND BLDG, NO. 35-41 TAI LIN PAI ROAD, KWAI CHUNG, N.T. HONG KONG	*Address*	: 11/F., Chung Shun Knitting Centre, 1 - 3 Wing Yip Street, Kwai Chung, N.T., Hong Kong		
E-mail	: Twtam@fordbusiness.com	*E-mail*	: richard.fung@alsglobal.com		
Telephone	: +852 2959 6059	*Telephone*	: +852 2610 1044		
Facsimile	: +852 2959 6079	*Facsimile*	: +852 2610 2021		
Project	: TCS00975/18 – TSEUNG KWAN O, CROSS BAY LINK	*Quote number*	: HKE/2445/18	*Date received*	: 26-Sep-2018
Order number	: —			*Date of issue*	: 08-Oct-2018
C-O-C number	: —			*No. of samples*	- *Received* : 100
Site	: —				- *Analysed* : 100

This report may not be reproduced except with prior written approval from the testing laboratory.

This document has been signed by those names that appear on this report and are the authorised signatories.

Signatory	*Position*	*Authorised results for:*
Fung Lim Chee, Richard	**General Manager**	**Inorganics**

Report Comments

This report for ALS Technichem (HK) Pty Ltd work order reference HK1849389 supersedes any previous reports with this reference. Testing period is from 26-Sep-2018 to 08-Oct-2018. Results apply to sample(s) as submitted. All pages of this report have been checked and approved for release. When date(s) and/or time(s) are shown bracketed, these have been assumed by the laboratory for process purposes. Abbreviations: CAS number = Chemical Abstract Services number. LOR = Limit of reporting.

Specific Comments for Work Order HK1849389 :

Sample(s) were received in chilled condition.

Water sample(s) analysed and reported on as received basis.

Analytical Results

Sub-Matrix: WATER		Compound	EA025: Suspended Solids (SS)	----	----	----	----
		LOR Unit	1.0 mg/L	----	----	----	----
Client sample ID	Client sampling date / time	Laboratory sample ID	EA/ED: Physical and Aggregate Properties	----	----	----	----
CC1/S/MID-EBB	26-Sep-2018	HK1849389-001	4.0	----	----	----	----
CC1/S/MID-EBB - Duplicate	26-Sep-2018	HK1849389-002	3.9	----	----	----	----
CC1/M/MID-EBB	26-Sep-2018	HK1849389-003	5.6	----	----	----	----
CC1/M/MID-EBB- Duplicate	26-Sep-2018	HK1849389-004	5.7	----	----	----	----
CC1/B/MID-EBB	26-Sep-2018	HK1849389-005	7.8	----	----	----	----
CC1/B/MID-EBB- Duplicate	26-Sep-2018	HK1849389-006	8.4	----	----	----	----
CC2/S/MID-EBB	26-Sep-2018	HK1849389-007	4.6	----	----	----	----
CC2/S/MID-EBB - Duplicate	26-Sep-2018	HK1849389-008	5.3	----	----	----	----
CC2/M/MID-EBB	26-Sep-2018	HK1849389-009	7.2	----	----	----	----
CC2/M/MID-EBB- Duplicate	26-Sep-2018	HK1849389-010	6.8	----	----	----	----
CC2/B/MID-EBB	26-Sep-2018	HK1849389-011	9.4	----	----	----	----
CC2/B/MID-EBB- Duplicate	26-Sep-2018	HK1849389-012	10.2	----	----	----	----
CC3/S/MID-EBB	26-Sep-2018	HK1849389-013	3.0	----	----	----	----
CC3/S/MID-EBB - Duplicate	26-Sep-2018	HK1849389-014	3.4	----	----	----	----
CC3/M/MID-EBB	26-Sep-2018	HK1849389-015	4.1	----	----	----	----
CC3/M/MID-EBB- Duplicate	26-Sep-2018	HK1849389-016	4.1	----	----	----	----
CC3/B/MID-EBB	26-Sep-2018	HK1849389-017	5.3	----	----	----	----
CC3/B/MID-EBB- Duplicate	26-Sep-2018	HK1849389-018	5.1	----	----	----	----
CC4/S/MID-EBB	26-Sep-2018	HK1849389-019	5.3	----	----	----	----
CC4/S/MID-EBB - Duplicate	26-Sep-2018	HK1849389-020	5.3	----	----	----	----
CC4/B/MID-EBB	26-Sep-2018	HK1849389-023	5.7	----	----	----	----
CC4/B/MID-EBB- Duplicate	26-Sep-2018	HK1849389-024	6.3	----	----	----	----
CC13/S/MID-EBB	26-Sep-2018	HK1849389-025	4.6	----	----	----	----
CC13/S/MID-EBB - Duplicate	26-Sep-2018	HK1849389-026	4.3	----	----	----	----
CC13/M/MID-EBB	26-Sep-2018	HK1849389-027	5.5	----	----	----	----
CC13/M/MID-EBB- Duplicate	26-Sep-2018	HK1849389-028	5.9	----	----	----	----
CC13/B/MID-EBB	26-Sep-2018	HK1849389-029	10.8	----	----	----	----
CC13/B/MID-EBB- Duplicate	26-Sep-2018	HK1849389-030	11.3	----	----	----	----
SW11/S/MID-EBB	26-Sep-2018	HK1849389-031	7.3	----	----	----	----
SW11/S/MID-EBB - Duplicate	26-Sep-2018	HK1849389-032	6.8	----	----	----	----
SW11/B/MID-EBB	26-Sep-2018	HK1849389-035	8.7	----	----	----	----

Sub-Matrix: WATER			Compound	EA025: Suspended Solids (SS)	----	----	----	----
			LOR Unit	1.0 mg/L	----	----	----	----
Client sample ID	Client sampling date / time	Laboratory sample ID		EA/ED: Physical and Aggregate Properties	----	----	----	----
SW11/B/MID-EBB- Duplicate	26-Sep-2018	HK1849389-036		8.4	----	----	----	----
C3/S/MID-EBB	26-Sep-2018	HK1849389-037		4.9	----	----	----	----
C3/S/MID-EBB - Duplicate	26-Sep-2018	HK1849389-038		5.3	----	----	----	----
C3/M/MID-EBB	26-Sep-2018	HK1849389-039		5.1	----	----	----	----
C3/M/MID-EBB- Duplicate	26-Sep-2018	HK1849389-040		4.8	----	----	----	----
C3/B/MID-EBB	26-Sep-2018	HK1849389-041		6.0	----	----	----	----
C3/B/MID-EBB- Duplicate	26-Sep-2018	HK1849389-042		5.6	----	----	----	----
C4/S/MID-EBB	26-Sep-2018	HK1849389-043		4.9	----	----	----	----
C4/S/MID-EBB - Duplicate	26-Sep-2018	HK1849389-044		5.1	----	----	----	----
C4/M/MID-EBB	26-Sep-2018	HK1849389-045		8.2	----	----	----	----
C4/M/MID-EBB- Duplicate	26-Sep-2018	HK1849389-046		8.6	----	----	----	----
C4/B/MID-EBB	26-Sep-2018	HK1849389-047		9.9	----	----	----	----
C4/B/MID-EBB- Duplicate	26-Sep-2018	HK1849389-048		10.3	----	----	----	----
I1/S/MID-EBB	26-Sep-2018	HK1849389-049		3.9	----	----	----	----
I1/S/MID-EBB - Duplicate	26-Sep-2018	HK1849389-050		4.4	----	----	----	----
I1/M/MID-EBB	26-Sep-2018	HK1849389-051		5.1	----	----	----	----
I1/M/MID-EBB- Duplicate	26-Sep-2018	HK1849389-052		5.3	----	----	----	----
I1/B/MID-EBB	26-Sep-2018	HK1849389-053		6.0	----	----	----	----
I1/B/MID-EBB- Duplicate	26-Sep-2018	HK1849389-054		5.9	----	----	----	----
CC1/S/MID-FLOOD	26-Sep-2018	HK1849389-055		3.3	----	----	----	----
CC1/S/MID-FLOOD - Duplicate	26-Sep-2018	HK1849389-056		3.4	----	----	----	----
CC1/M/MID-FLOOD	26-Sep-2018	HK1849389-057		5.4	----	----	----	----
CC1/M/MID-FLOOD - Duplicate	26-Sep-2018	HK1849389-058		5.2	----	----	----	----
CC1/B/MID-FLOOD	26-Sep-2018	HK1849389-059		5.3	----	----	----	----
CC1/B/MID-FLOOD - Duplicate	26-Sep-2018	HK1849389-060		5.6	----	----	----	----
CC2/S/MID-FLOOD	26-Sep-2018	HK1849389-061		3.6	----	----	----	----
CC2/S/MID-FLOOD - Duplicate	26-Sep-2018	HK1849389-062		4.2	----	----	----	----
CC2/M/MID-FLOOD	26-Sep-2018	HK1849389-063		3.8	----	----	----	----
CC2/M/MID-FLOOD - Duplicate	26-Sep-2018	HK1849389-064		4.0	----	----	----	----
CC2/B/MID-FLOOD	26-Sep-2018	HK1849389-065		5.1	----	----	----	----
CC2/B/MID-FLOOD - Duplicate	26-Sep-2018	HK1849389-066		5.4	----	----	----	----
CC3/S/MID-FLOOD	26-Sep-2018	HK1849389-067		2.7	----	----	----	----
CC3/S/MID-FLOOD - Duplicate	26-Sep-2018	HK1849389-068		3.1	----	----	----	----

Sub-Matrix: **WATER**

		Compound	EA025: Suspended Solids (SS)	----	----	----	----
		LOR Unit	1.0 mg/L	----	----	----	----
Client sample ID	Client sampling date / time	Laboratory sample ID	EA/ED: Physical and Aggregate Properties	----	----	----	----
CC3/M/MID-FLOOD	26-Sep-2018	HK1849389-069	3.9	----	----	----	----
CC3/M/MID-FLOOD - Duplicate	26-Sep-2018	HK1849389-070	4.2	----	----	----	----
CC3/B/MID-FLOOD	26-Sep-2018	HK1849389-071	7.0	----	----	----	----
CC3/B/MID-FLOOD - Duplicate	26-Sep-2018	HK1849389-072	7.3	----	----	----	----
CC4/S/MID-FLOOD	26-Sep-2018	HK1849389-073	7.3	----	----	----	----
CC4/S/MID-FLOOD - Duplicate	26-Sep-2018	HK1849389-074	7.4	----	----	----	----
CC4/B/MID-FLOOD	26-Sep-2018	HK1849389-077	8.6	----	----	----	----
CC4/B/MID-FLOOD - Duplicate	26-Sep-2018	HK1849389-078	9.1	----	----	----	----
CC13/S/MID-FLOOD	26-Sep-2018	HK1849389-079	4.8	----	----	----	----
CC13/S/MID-FLOOD - Duplicate	26-Sep-2018	HK1849389-080	5.2	----	----	----	----
CC13/M/MID-FLOOD	26-Sep-2018	HK1849389-081	6.8	----	----	----	----
CC13/M/MID-FLOOD - Duplicate	26-Sep-2018	HK1849389-082	7.3	----	----	----	----
CC13/B/MID-FLOOD	26-Sep-2018	HK1849389-083	11.4	----	----	----	----
CC13/B/MID-FLOOD - Duplicate	26-Sep-2018	HK1849389-084	11.0	----	----	----	----
SW11/S/MID-FLOOD	26-Sep-2018	HK1849389-085	10.7	----	----	----	----
SW11/S/MID-FLOOD - Duplicate	26-Sep-2018	HK1849389-086	11.1	----	----	----	----
SW11/B/MID-FLOOD	26-Sep-2018	HK1849389-089	36.0	----	----	----	----
SW11/B/MID-FLOOD - Duplicate	26-Sep-2018	HK1849389-090	37.6	----	----	----	----
C3/S/MID-FLOOD	26-Sep-2018	HK1849389-091	6.0	----	----	----	----
C3/S/MID-FLOOD - Duplicate	26-Sep-2018	HK1849389-092	6.3	----	----	----	----
C3/M/MID-FLOOD	26-Sep-2018	HK1849389-093	7.4	----	----	----	----
C3/M/MID-FLOOD - Duplicate	26-Sep-2018	HK1849389-094	7.6	----	----	----	----
C3/B/MID-FLOOD	26-Sep-2018	HK1849389-095	12.7	----	----	----	----
C3/B/MID-FLOOD - Duplicate	26-Sep-2018	HK1849389-096	12.8	----	----	----	----
C4/S/MID-FLOOD	26-Sep-2018	HK1849389-097	5.1	----	----	----	----
C4/S/MID-FLOOD - Duplicate	26-Sep-2018	HK1849389-098	4.7	----	----	----	----
C4/M/MID-FLOOD	26-Sep-2018	HK1849389-099	5.9	----	----	----	----
C4/M/MID-FLOOD - Duplicate	26-Sep-2018	HK1849389-100	6.4	----	----	----	----
C4/B/MID-FLOOD	26-Sep-2018	HK1849389-101	7.3	----	----	----	----
C4/B/MID-FLOOD - Duplicate	26-Sep-2018	HK1849389-102	7.6	----	----	----	----
I1/S/MID-FLOOD	26-Sep-2018	HK1849389-103	5.8	----	----	----	----
I1/S/MID-FLOOD - Duplicate	26-Sep-2018	HK1849389-104	5.8	----	----	----	----
I1/M/MID-FLOOD	26-Sep-2018	HK1849389-105	7.0	----	----	----	----

Sub-Matrix: **WATER**

		Compound	EA025: Suspended Solids (SS)	----	----	----	----
		LOR Unit	1.0 mg/L	----	----	----	----
Client sample ID	Client sampling date / time	Laboratory sample ID	EA/ED: Physical and Aggregate Properties	----	----	----	----
I1/M/MID-FLOOD - Duplicate	26-Sep-2018	HK1849389-106	**7.4**	----	----	----	----
I1/B/MID-FLOOD	26-Sep-2018	HK1849389-107	**10.1**	----	----	----	----
I1/B/MID-FLOOD - Duplicate	26-Sep-2018	HK1849389-108	**10.7**	----	----	----	----

Laboratory Duplicate (DUP) Report

Matrix: **WATER**

Laboratory sample ID	Client sample ID	Method: Compound	CAS Number	LOR	Unit	Original Result	Duplicate Result	RPD (%)
				Laboratory Duplicate (DUP) Report				
EA/ED: Physical and Aggregate Properties (QC Lot: 1954368)								
HK1849389-001	CC1/S/MID-EBB	EA025: Suspended Solids (SS)	----	0.5	mg/L	4.0	4.3	7.90
HK1849389-011	CC2/B/MID-EBB	EA025: Suspended Solids (SS)	----	0.5	mg/L	9.4	9.8	3.92
EA/ED: Physical and Aggregate Properties (QC Lot: 1954369)								
HK1849389-023	CC4/B/MID-EBB	EA025: Suspended Solids (SS)	----	0.5	mg/L	5.7	5.7	0.00
HK1849389-035	SW11/B/MID-EBB	EA025: Suspended Solids (SS)	----	0.5	mg/L	8.7	8.4	2.92
EA/ED: Physical and Aggregate Properties (QC Lot: 1954370)								
HK1849389-045	C4/M/MID-EBB	EA025: Suspended Solids (SS)	----	0.5	mg/L	8.2	8.6	4.46
HK1849389-055	CC1/S/MID-FLOOD	EA025: Suspended Solids (SS)	----	0.5	mg/L	3.3	3.2	0.00
EA/ED: Physical and Aggregate Properties (QC Lot: 1954371)								
HK1849389-065	CC2/B/MID-FLOOD	EA025: Suspended Solids (SS)	----	0.5	mg/L	5.1	4.9	4.02
HK1849389-077	CC4/B/MID-FLOOD	EA025: Suspended Solids (SS)	----	0.5	mg/L	8.6	8.8	1.72
EA/ED: Physical and Aggregate Properties (QC Lot: 1954372)								
HK1849389-089	SW11/B/MID-FLOOD	EA025: Suspended Solids (SS)	----	0.5	mg/L	36.0	37.0	2.81
HK1849389-099	C4/M/MID-FLOOD	EA025: Suspended Solids (SS)	----	0.5	mg/L	5.9	5.6	5.64

Method Blank (MB), Laboratory Control Spike (LCS) and Laboratory Control Spike Duplicate (DCS) Report

Matrix: **WATER**

Method: Compound	CAS Number	LOR	Unit	Result	Spike Concentration	Spike Recovery (%) LCS	Spike Recovery (%) DCS	Recovery Limits (%) Low	Recovery Limits (%) High	RPDs (%) Value	RPDs (%) Control Limit
		Method Blank (MB) Report			Laboratory Control Spike (LCS) and Laboratory Control Spike Duplicate (DCS) Report						
EA/ED: Physical and Aggregate Properties (QCLot: 1954368)											
EA025: Suspended Solids (SS)	----	0.5	mg/L	<0.5	20 mg/L	100	----	85	115	----	----
EA/ED: Physical and Aggregate Properties (QCLot: 1954369)											
EA025: Suspended Solids (SS)	----	0.5	mg/L	<0.5	20 mg/L	98.5	----	85	115	----	----
EA/ED: Physical and Aggregate Properties (QCLot: 1954370)											
EA025: Suspended Solids (SS)	----	0.5	mg/L	<0.5	20 mg/L	100	----	85	115	----	----
EA/ED: Physical and Aggregate Properties (QCLot: 1954371)											
EA025: Suspended Solids (SS)	----	0.5	mg/L	<0.5	20 mg/L	98.0	----	85	115	----	----
EA/ED: Physical and Aggregate Properties (QCLot: 1954372)											
EA025: Suspended Solids (SS)	----	0.5	mg/L	<0.5	20 mg/L	99.5	----	85	115	----	----

Matrix Spike (MS) and Matrix Spike Duplicate (MSD) Report

- **No Matrix Spike (MS) or Matrix Spike Duplicate (MSD) Results are required to be reported.**

ALS Technichem (HK) Pty Ltd

ALS Laboratory Group

ANALYICAL CHEMISTRY & TESTING SERVICES

CERTIFICATE OF ANALYSIS

Client	: ACTION UNITED ENVIRONMENT SERVICES AND CONSULTING	*Laboratory*	: ALS Technichem (HK) Pty Ltd	*Page*	: 1 of 7
Contact	: MR T W TAM	*Contact*	: Richard Fung	*Work Order*	: **HK1851540**
Address	: RM A 20/F., GOLD KING IND BLDG, NO. 35-41 TAI LIN PAI ROAD, KWAI CHUNG, N.T. HONG KONG	*Address*	: 11/F., Chung Shun Knitting Centre, 1 - 3 Wing Yip Street, Kwai Chung, N.T., Hong Kong		
E-mail	: Twtam@fordbusiness.com	*E-mail*	: richard.fung@alsglobal.com		
Telephone	: +852 2959 6059	*Telephone*	: +852 2610 1044		
Facsimile	: +852 2959 6079	*Facsimile*	: +852 2610 2021		
Project	: TCS00975/18 – TSEUNG KWAN O, CROSS BAY LINK	*Quote number*	: HKE/2445/18	*Date received*	: 28-Sep-2018
Order number	: —			*Date of issue*	: 10-Oct-2018
C-O-C number	: —			*No. of samples*	- *Received* : 100
Site	: —				- *Analysed* : 100

This report may not be reproduced except with prior written approval from the testing laboratory.

This document has been signed by those names that appear on this report and are the authorised signatories.

Signatory	*Position*	*Authorised results for:*
Fung Lim Chee, Richard	**General Manager**	**Inorganics**

Report Comments

This report for ALS Technichem (HK) Pty Ltd work order reference HK1851540 supersedes any previous reports with this reference. Testing period is from 28-Sep-2018 to 10-Oct-2018. Results apply to sample(s) as submitted. All pages of this report have been checked and approved for release. When date(s) and/or time(s) are shown bracketed, these have been assumed by the laboratory for process purposes. Abbreviations: CAS number = Chemical Abstract Services number. LOR = Limit of reporting.

Specific Comments for Work Order HK1851540 :

Sample(s) were received in chilled condition.

Water sample(s) analysed and reported on as received basis.

Analytical Results

Sub-Matrix: WATER		Compound	EA025: Suspended Solids (SS)	----	----	----	----
		LOR Unit	1.0 mg/L	----	----	----	----
Client sample ID	Client sampling date / time	Laboratory sample ID	EA/ED: Physical and Aggregate Properties	----	----	----	----
CC1/S/MID-EBB	28-Sep-2018	HK1851540-001	5.0	----	----	----	----
CC1/S/MID-EBB - Duplicate	28-Sep-2018	HK1851540-002	5.1	----	----	----	----
CC1/M/MID-EBB	28-Sep-2018	HK1851540-003	5.9	----	----	----	----
CC1/M/MID-EBB- Duplicate	28-Sep-2018	HK1851540-004	5.7	----	----	----	----
CC1/B/MID-EBB	28-Sep-2018	HK1851540-005	6.7	----	----	----	----
CC1/B/MID-EBB- Duplicate	28-Sep-2018	HK1851540-006	6.9	----	----	----	----
CC2/S/MID-EBB	28-Sep-2018	HK1851540-007	3.1	----	----	----	----
CC2/S/MID-EBB - Duplicate	28-Sep-2018	HK1851540-008	3.4	----	----	----	----
CC2/M/MID-EBB	28-Sep-2018	HK1851540-009	4.3	----	----	----	----
CC2/M/MID-EBB- Duplicate	28-Sep-2018	HK1851540-010	3.9	----	----	----	----
CC2/B/MID-EBB	28-Sep-2018	HK1851540-011	6.1	----	----	----	----
CC2/B/MID-EBB- Duplicate	28-Sep-2018	HK1851540-012	6.4	----	----	----	----
CC3/S/MID-EBB	28-Sep-2018	HK1851540-013	5.8	----	----	----	----
CC3/S/MID-EBB - Duplicate	28-Sep-2018	HK1851540-014	6.1	----	----	----	----
CC3/M/MID-EBB	28-Sep-2018	HK1851540-015	6.2	----	----	----	----
CC3/M/MID-EBB- Duplicate	28-Sep-2018	HK1851540-016	6.0	----	----	----	----
CC3/B/MID-EBB	28-Sep-2018	HK1851540-017	7.9	----	----	----	----
CC3/B/MID-EBB- Duplicate	28-Sep-2018	HK1851540-018	7.7	----	----	----	----
CC4/S/MID-EBB	28-Sep-2018	HK1851540-019	7.4	----	----	----	----
CC4/S/MID-EBB - Duplicate	28-Sep-2018	HK1851540-020	7.3	----	----	----	----
CC4/B/MID-EBB	28-Sep-2018	HK1851540-023	8.8	----	----	----	----
CC4/B/MID-EBB- Duplicate	28-Sep-2018	HK1851540-024	9.2	----	----	----	----
CC13/S/MID-EBB	28-Sep-2018	HK1851540-025	9.7	----	----	----	----
CC13/S/MID-EBB - Duplicate	28-Sep-2018	HK1851540-026	9.8	----	----	----	----
CC13/M/MID-EBB	28-Sep-2018	HK1851540-027	10.5	----	----	----	----
CC13/M/MID-EBB- Duplicate	28-Sep-2018	HK1851540-028	10.3	----	----	----	----
CC13/B/MID-EBB	28-Sep-2018	HK1851540-029	11.8	----	----	----	----
CC13/B/MID-EBB- Duplicate	28-Sep-2018	HK1851540-030	12.5	----	----	----	----
SW11/S/MID-EBB	28-Sep-2018	HK1851540-031	6.2	----	----	----	----
SW11/S/MID-EBB - Duplicate	28-Sep-2018	HK1851540-032	5.6	----	----	----	----
SW11/B/MID-EBB	28-Sep-2018	HK1851540-035	8.4	----	----	----	----

Sub-Matrix: WATER			Compound	EA025: Suspended Solids (SS)	----	----	----	----
			LOR Unit	1.0 mg/L	----	----	----	----
Client sample ID	Client sampling date / time	Laboratory sample ID		EA/ED: Physical and Aggregate Properties	----	----	----	----
SW11/B/MID-EBB- Duplicate	28-Sep-2018	HK1851540-036		8.8	----	----	----	----
C3/S/MID-EBB	28-Sep-2018	HK1851540-037		4.0	----	----	----	----
C3/S/MID-EBB - Duplicate	28-Sep-2018	HK1851540-038		4.4	----	----	----	----
C3/M/MID-EBB	28-Sep-2018	HK1851540-039		5.5	----	----	----	----
C3/M/MID-EBB- Duplicate	28-Sep-2018	HK1851540-040		6.0	----	----	----	----
C3/B/MID-EBB	28-Sep-2018	HK1851540-041		6.9	----	----	----	----
C3/B/MID-EBB- Duplicate	28-Sep-2018	HK1851540-042		6.7	----	----	----	----
C4/S/MID-EBB	28-Sep-2018	HK1851540-043		7.3	----	----	----	----
C4/S/MID-EBB - Duplicate	28-Sep-2018	HK1851540-044		6.9	----	----	----	----
C4/M/MID-EBB	28-Sep-2018	HK1851540-045		7.7	----	----	----	----
C4/M/MID-EBB- Duplicate	28-Sep-2018	HK1851540-046		8.1	----	----	----	----
C4/B/MID-EBB	28-Sep-2018	HK1851540-047		9.1	----	----	----	----
C4/B/MID-EBB- Duplicate	28-Sep-2018	HK1851540-048		9.5	----	----	----	----
I1/S/MID-EBB	28-Sep-2018	HK1851540-049		4.7	----	----	----	----
I1/S/MID-EBB - Duplicate	28-Sep-2018	HK1851540-050		4.6	----	----	----	----
I1/M/MID-EBB	28-Sep-2018	HK1851540-051		6.6	----	----	----	----
I1/M/MID-EBB- Duplicate	28-Sep-2018	HK1851540-052		6.8	----	----	----	----
I1/B/MID-EBB	28-Sep-2018	HK1851540-053		8.4	----	----	----	----
I1/B/MID-EBB- Duplicate	28-Sep-2018	HK1851540-054		8.7	----	----	----	----
CC1/S/MID-FLOOD	28-Sep-2018	HK1851540-055		4.0	----	----	----	----
CC1/S/MID-FLOOD - Duplicate	28-Sep-2018	HK1851540-056		4.8	----	----	----	----
CC1/M/MID-FLOOD	28-Sep-2018	HK1851540-057		7.9	----	----	----	----
CC1/M/MID-FLOOD - Duplicate	28-Sep-2018	HK1851540-058		8.2	----	----	----	----
CC1/B/MID-FLOOD	28-Sep-2018	HK1851540-059		8.3	----	----	----	----
CC1/B/MID-FLOOD - Duplicate	28-Sep-2018	HK1851540-060		8.1	----	----	----	----
CC2/S/MID-FLOOD	28-Sep-2018	HK1851540-061		4.1	----	----	----	----
CC2/S/MID-FLOOD - Duplicate	28-Sep-2018	HK1851540-062		4.2	----	----	----	----
CC2/M/MID-FLOOD	28-Sep-2018	HK1851540-063		5.9	----	----	----	----
CC2/M/MID-FLOOD - Duplicate	28-Sep-2018	HK1851540-064		5.8	----	----	----	----
CC2/B/MID-FLOOD	28-Sep-2018	HK1851540-065		6.8	----	----	----	----
CC2/B/MID-FLOOD - Duplicate	28-Sep-2018	HK1851540-066		7.0	----	----	----	----
CC3/S/MID-FLOOD	28-Sep-2018	HK1851540-067		5.5	----	----	----	----
CC3/S/MID-FLOOD - Duplicate	28-Sep-2018	HK1851540-068		5.9	----	----	----	----

Sub-Matrix: **WATER**

		Compound	EA025: Suspended Solids (SS)	----	----	----	----
		LOR Unit	1.0 mg/L	----	----	----	----
Client sample ID	Client sampling date / time	Laboratory sample ID	EA/ED: Physical and Aggregate Properties	----	----	----	----
CC3/M/MID-FLOOD	28-Sep-2018	HK1851540-069	6.1	----	----	----	----
CC3/M/MID-FLOOD - Duplicate	28-Sep-2018	HK1851540-070	6.8	----	----	----	----
CC3/B/MID-FLOOD	28-Sep-2018	HK1851540-071	9.0	----	----	----	----
CC3/B/MID-FLOOD - Duplicate	28-Sep-2018	HK1851540-072	8.6	----	----	----	----
CC4/S/MID-FLOOD	28-Sep-2018	HK1851540-073	6.3	----	----	----	----
CC4/S/MID-FLOOD - Duplicate	28-Sep-2018	HK1851540-074	6.6	----	----	----	----
CC4/B/MID-FLOOD	28-Sep-2018	HK1851540-077	7.6	----	----	----	----
CC4/B/MID-FLOOD - Duplicate	28-Sep-2018	HK1851540-078	8.3	----	----	----	----
CC13/S/MID-FLOOD	28-Sep-2018	HK1851540-079	6.5	----	----	----	----
CC13/S/MID-FLOOD - Duplicate	28-Sep-2018	HK1851540-080	7.0	----	----	----	----
CC13/M/MID-FLOOD	28-Sep-2018	HK1851540-081	7.4	----	----	----	----
CC13/M/MID-FLOOD - Duplicate	28-Sep-2018	HK1851540-082	7.1	----	----	----	----
CC13/B/MID-FLOOD	28-Sep-2018	HK1851540-083	8.4	----	----	----	----
CC13/B/MID-FLOOD - Duplicate	28-Sep-2018	HK1851540-084	8.2	----	----	----	----
SW11/S/MID-FLOOD	28-Sep-2018	HK1851540-085	15.5	----	----	----	----
SW11/S/MID-FLOOD - Duplicate	28-Sep-2018	HK1851540-086	15.0	----	----	----	----
SW11/B/MID-FLOOD	28-Sep-2018	HK1851540-089	18.2	----	----	----	----
SW11/B/MID-FLOOD - Duplicate	28-Sep-2018	HK1851540-090	18.3	----	----	----	----
C3/S/MID-FLOOD	28-Sep-2018	HK1851540-091	4.5	----	----	----	----
C3/S/MID-FLOOD - Duplicate	28-Sep-2018	HK1851540-092	4.9	----	----	----	----
C3/M/MID-FLOOD	28-Sep-2018	HK1851540-093	7.3	----	----	----	----
C3/M/MID-FLOOD - Duplicate	28-Sep-2018	HK1851540-094	7.0	----	----	----	----
C3/B/MID-FLOOD	28-Sep-2018	HK1851540-095	9.2	----	----	----	----
C3/B/MID-FLOOD - Duplicate	28-Sep-2018	HK1851540-096	9.7	----	----	----	----
C4/S/MID-FLOOD	28-Sep-2018	HK1851540-097	6.5	----	----	----	----
C4/S/MID-FLOOD - Duplicate	28-Sep-2018	HK1851540-098	6.9	----	----	----	----
C4/M/MID-FLOOD	28-Sep-2018	HK1851540-099	7.1	----	----	----	----
C4/M/MID-FLOOD - Duplicate	28-Sep-2018	HK1851540-100	8.3	----	----	----	----
C4/B/MID-FLOOD	28-Sep-2018	HK1851540-101	11.7	----	----	----	----
C4/B/MID-FLOOD - Duplicate	28-Sep-2018	HK1851540-102	12.3	----	----	----	----
I1/S/MID-FLOOD	28-Sep-2018	HK1851540-103	5.1	----	----	----	----
I1/S/MID-FLOOD - Duplicate	28-Sep-2018	HK1851540-104	5.3	----	----	----	----
I1/M/MID-FLOOD	28-Sep-2018	HK1851540-105	5.8	----	----	----	----

Sub-Matrix: WATER			Compound	EA025: Suspended Solids (SS)	----	----	----	----
			LOR Unit	1.0 mg/L	----	----	----	----
Client sample ID	Client sampling date / time	Laboratory sample ID		EA/ED: Physical and Aggregate Properties	----	----	----	----
I1/M/MID-FLOOD - Duplicate	28-Sep-2018	HK1851540-106		5.8	----	----	----	----
I1/B/MID-FLOOD	28-Sep-2018	HK1851540-107		7.7	----	----	----	----
I1/B/MID-FLOOD - Duplicate	28-Sep-2018	HK1851540-108		8.1	----	----	----	----

Laboratory Duplicate (DUP) Report

Matrix: **WATER**

Laboratory sample ID	Client sample ID	Method: Compound	CAS Number	LOR	Unit	Original Result	Duplicate Result	RPD (%)
				Laboratory Duplicate (DUP) Report				
EA/ED: Physical and Aggregate Properties (QC Lot: 1956768)								
HK1851540-001	CC1/S/MID-EBB	EA025: Suspended Solids (SS)	----	0.5	mg/L	5.0	4.6	9.87
HK1851540-011	CC2/B/MID-EBB	EA025: Suspended Solids (SS)	----	0.5	mg/L	6.1	5.7	6.37
EA/ED: Physical and Aggregate Properties (QC Lot: 1956769)								
HK1851540-023	CC4/B/MID-EBB	EA025: Suspended Solids (SS)	----	0.5	mg/L	8.8	8.7	1.43
HK1851540-035	SW11/B/MID-EBB	EA025: Suspended Solids (SS)	----	0.5	mg/L	8.4	8.2	3.02
EA/ED: Physical and Aggregate Properties (QC Lot: 1956770)								
HK1851540-045	C4/M/MID-EBB	EA025: Suspended Solids (SS)	----	0.5	mg/L	7.7	8.0	4.15
HK1851540-055	CC1/S/MID-FLOOD	EA025: Suspended Solids (SS)	----	0.5	mg/L	4.0	4.4	10.7
EA/ED: Physical and Aggregate Properties (QC Lot: 1956771)								
HK1851540-065	CC2/B/MID-FLOOD	EA025: Suspended Solids (SS)	----	0.5	mg/L	6.8	7.1	4.32
HK1851540-077	CC4/B/MID-FLOOD	EA025: Suspended Solids (SS)	----	0.5	mg/L	7.6	8.2	6.96
EA/ED: Physical and Aggregate Properties (QC Lot: 1956772)								
HK1851540-089	SW11/B/MID-FLOOD	EA025: Suspended Solids (SS)	----	0.5	mg/L	18.2	17.7	2.65
HK1851540-099	C4/M/MID-FLOOD	EA025: Suspended Solids (SS)	----	0.5	mg/L	7.1	7.5	5.14

Method Blank (MB), Laboratory Control Spike (LCS) and Laboratory Control Spike Duplicate (DCS) Report

Matrix: **WATER**

Method: Compound	CAS Number	LOR	Unit	Result	Spike Concentration	Spike Recovery (%) LCS	Spike Recovery (%) DCS	Recovery Limits (%) Low	Recovery Limits (%) High	RPDs (%) Value	RPDs (%) Control Limit
		Method Blank (MB) Report			Laboratory Control Spike (LCS) and Laboratory Control Spike Duplicate (DCS) Report						
EA/ED: Physical and Aggregate Properties (QCLot: 1956768)											
EA025: Suspended Solids (SS)	----	0.5	mg/L	<0.5	20 mg/L	101	----	85	115	----	----
EA/ED: Physical and Aggregate Properties (QCLot: 1956769)											
EA025: Suspended Solids (SS)	----	0.5	mg/L	<0.5	20 mg/L	98.5	----	85	115	----	----
EA/ED: Physical and Aggregate Properties (QCLot: 1956770)											
EA025: Suspended Solids (SS)	----	0.5	mg/L	<0.5	20 mg/L	102	----	85	115	----	----
EA/ED: Physical and Aggregate Properties (QCLot: 1956771)											
EA025: Suspended Solids (SS)	----	0.5	mg/L	<0.5	20 mg/L	100	----	85	115	----	----
EA/ED: Physical and Aggregate Properties (QCLot: 1956772)											
EA025: Suspended Solids (SS)	----	0.5	mg/L	<0.5	20 mg/L	98.0	----	85	115	----	----

Matrix Spike (MS) and Matrix Spike Duplicate (MSD) Report

- **No Matrix Spike (MS) or Matrix Spike Duplicate (MSD) Results are required to be reported.**

ALS Technichem (HK) Pty Ltd

ALS Laboratory Group

ANALYICAL CHEMISTRY & TESTING SERVICES

CERTIFICATE OF ANALYSIS

Client	: ACTION UNITED ENVIRONMENT SERVICES AND CONSULTING	*Laboratory*	: ALS Technichem (HK) Pty Ltd	*Page*	: 1 of 7
Contact	: MR T W TAM	*Contact*	: Richard Fung	*Work Order*	: **HK1849524**
Address	: RM A 20/F., GOLD KING IND BLDG, NO. 35-41 TAI LIN PAI ROAD, KWAI CHUNG, N.T. HONG KONG	*Address*	: 11/F., Chung Shun Knitting Centre, 1 - 3 Wing Yip Street, Kwai Chung, N.T., Hong Kong		
E-mail	: Twtam@fordbusiness.com	*E-mail*	: richard.fung@alsglobal.com		
Telephone	: +852 2959 6059	*Telephone*	: +852 2610 1044		
Facsimile	: +852 2959 6079	*Facsimile*	: +852 2610 2021		
Project	: TCS00975/18 – TSEUNG KWAN O, CROSS BAY LINK	*Quote number*	: HKE/2445/18	*Date received*	: 02-Oct-2018
Order number	: —			*Date of issue*	: 11-Oct-2018
C-O-C number	: —			*No. of samples*	- *Received* : 100
Site	: —				- *Analysed* : 100

This report may not be reproduced except with prior written approval from the testing laboratory.

This document has been signed by those names that appear on this report and are the authorised signatories.

Signatory	*Position*	*Authorised results for:*
Fung Lim Chee, Richard	**General Manager**	**Inorganics**

Report Comments

This report for ALS Technichem (HK) Pty Ltd work order reference HK1849524 supersedes any previous reports with this reference. Testing period is from 02-Oct-2018 to 11-Oct-2018. Results apply to sample(s) as submitted. All pages of this report have been checked and approved for release. When date(s) and/or time(s) are shown bracketed, these have been assumed by the laboratory for process purposes. Abbreviations: CAS number = Chemical Abstract Services number. LOR = Limit of reporting.

Specific Comments for Work Order HK1849524 :

Sample(s) were received in chilled condition.

Water sample(s) analysed and reported on as received basis.

Analytical Results

Sub-Matrix: WATER		Compound	EA025: Suspended Solids (SS)	----	----	----	----
		LOR Unit	1.0 mg/L	----	----	----	----
Client sample ID	Client sampling date / time	Laboratory sample ID	EA/ED: Physical and Aggregate Properties	----	----	----	----
CC1/S/MID-EBB	01-Oct-2018	HK1849524-001	3.2	----	----	----	----
CC1/S/MID-EBB - Duplicate	01-Oct-2018	HK1849524-002	3.5	----	----	----	----
CC1/M/MID-EBB	01-Oct-2018	HK1849524-003	4.1	----	----	----	----
CC1/M/MID-EBB- Duplicate	01-Oct-2018	HK1849524-004	3.8	----	----	----	----
CC1/B/MID-EBB	01-Oct-2018	HK1849524-005	4.3	----	----	----	----
CC1/B/MID-EBB- Duplicate	01-Oct-2018	HK1849524-006	4.0	----	----	----	----
CC2/S/MID-EBB	01-Oct-2018	HK1849524-007	3.4	----	----	----	----
CC2/S/MID-EBB - Duplicate	01-Oct-2018	HK1849524-008	3.8	----	----	----	----
CC2/M/MID-EBB	01-Oct-2018	HK1849524-009	3.4	----	----	----	----
CC2/M/MID-EBB- Duplicate	01-Oct-2018	HK1849524-010	3.8	----	----	----	----
CC2/B/MID-EBB	01-Oct-2018	HK1849524-011	5.4	----	----	----	----
CC2/B/MID-EBB- Duplicate	01-Oct-2018	HK1849524-012	5.1	----	----	----	----
CC3/S/MID-EBB	01-Oct-2018	HK1849524-013	5.0	----	----	----	----
CC3/S/MID-EBB - Duplicate	01-Oct-2018	HK1849524-014	4.6	----	----	----	----
CC3/M/MID-EBB	01-Oct-2018	HK1849524-015	5.2	----	----	----	----
CC3/M/MID-EBB- Duplicate	01-Oct-2018	HK1849524-016	5.3	----	----	----	----
CC3/B/MID-EBB	01-Oct-2018	HK1849524-017	5.7	----	----	----	----
CC3/B/MID-EBB- Duplicate	01-Oct-2018	HK1849524-018	5.9	----	----	----	----
CC4/S/MID-EBB	01-Oct-2018	HK1849524-019	5.9	----	----	----	----
CC4/S/MID-EBB - Duplicate	01-Oct-2018	HK1849524-020	6.3	----	----	----	----
CC4/B/MID-EBB	01-Oct-2018	HK1849524-023	6.3	----	----	----	----
CC4/B/MID-EBB- Duplicate	01-Oct-2018	HK1849524-024	6.0	----	----	----	----
CC13/S/MID-EBB	01-Oct-2018	HK1849524-025	3.8	----	----	----	----
CC13/S/MID-EBB - Duplicate	01-Oct-2018	HK1849524-026	4.2	----	----	----	----
CC13/M/MID-EBB	01-Oct-2018	HK1849524-027	5.0	----	----	----	----
CC13/M/MID-EBB- Duplicate	01-Oct-2018	HK1849524-028	4.7	----	----	----	----
CC13/B/MID-EBB	01-Oct-2018	HK1849524-029	5.4	----	----	----	----
CC13/B/MID-EBB- Duplicate	01-Oct-2018	HK1849524-030	5.0	----	----	----	----
SW11/S/MID-EBB	01-Oct-2018	HK1849524-031	5.2	----	----	----	----
SW11/S/MID-EBB - Duplicate	01-Oct-2018	HK1849524-032	4.7	----	----	----	----
SW11/B/MID-EBB	01-Oct-2018	HK1849524-035	7.4	----	----	----	----

Sub-Matrix: WATER			Compound	EA025: Suspended Solids (SS)	----	----	----	----
			LOR Unit	1.0 mg/L	----	----	----	----
Client sample ID	Client sampling date / time	Laboratory sample ID		EA/ED: Physical and Aggregate Properties	----	----	----	----
SW11/B/MID-EBB- Duplicate	01-Oct-2018	HK1849524-036		6.9	----	----	----	----
C3/S/MID-EBB	01-Oct-2018	HK1849524-037		2.7	----	----	----	----
C3/S/MID-EBB - Duplicate	01-Oct-2018	HK1849524-038		3.3	----	----	----	----
C3/M/MID-EBB	01-Oct-2018	HK1849524-039		3.2	----	----	----	----
C3/M/MID-EBB- Duplicate	01-Oct-2018	HK1849524-040		3.4	----	----	----	----
C3/B/MID-EBB	01-Oct-2018	HK1849524-041		3.6	----	----	----	----
C3/B/MID-EBB- Duplicate	01-Oct-2018	HK1849524-042		3.8	----	----	----	----
C4/S/MID-EBB	01-Oct-2018	HK1849524-043		2.4	----	----	----	----
C4/S/MID-EBB - Duplicate	01-Oct-2018	HK1849524-044		3.1	----	----	----	----
C4/M/MID-EBB	01-Oct-2018	HK1849524-045		2.5	----	----	----	----
C4/M/MID-EBB- Duplicate	01-Oct-2018	HK1849524-046		3.0	----	----	----	----
C4/B/MID-EBB	01-Oct-2018	HK1849524-047		3.3	----	----	----	----
C4/B/MID-EBB- Duplicate	01-Oct-2018	HK1849524-048		3.6	----	----	----	----
I1/S/MID-EBB	01-Oct-2018	HK1849524-049		1.5	----	----	----	----
I1/S/MID-EBB - Duplicate	01-Oct-2018	HK1849524-050		1.5	----	----	----	----
I1/M/MID-EBB	01-Oct-2018	HK1849524-051		1.8	----	----	----	----
I1/M/MID-EBB- Duplicate	01-Oct-2018	HK1849524-052		1.9	----	----	----	----
I1/B/MID-EBB	01-Oct-2018	HK1849524-053		2.1	----	----	----	----
I1/B/MID-EBB- Duplicate	01-Oct-2018	HK1849524-054		2.0	----	----	----	----
CC1/S/MID-FLOOD	01-Oct-2018	HK1849524-055		1.1	----	----	----	----
CC1/S/MID-FLOOD - Duplicate	01-Oct-2018	HK1849524-056		1.4	----	----	----	----
CC1/M/MID-FLOOD	01-Oct-2018	HK1849524-057		1.6	----	----	----	----
CC1/M/MID-FLOOD - Duplicate	01-Oct-2018	HK1849524-058		1.8	----	----	----	----
CC1/B/MID-FLOOD	01-Oct-2018	HK1849524-059		2.2	----	----	----	----
CC1/B/MID-FLOOD - Duplicate	01-Oct-2018	HK1849524-060		2.1	----	----	----	----
CC2/S/MID-FLOOD	01-Oct-2018	HK1849524-061		1.7	----	----	----	----
CC2/S/MID-FLOOD - Duplicate	01-Oct-2018	HK1849524-062		1.5	----	----	----	----
CC2/M/MID-FLOOD	01-Oct-2018	HK1849524-063		1.7	----	----	----	----
CC2/M/MID-FLOOD - Duplicate	01-Oct-2018	HK1849524-064		1.6	----	----	----	----
CC2/B/MID-FLOOD	01-Oct-2018	HK1849524-065		2.7	----	----	----	----
CC2/B/MID-FLOOD - Duplicate	01-Oct-2018	HK1849524-066		2.7	----	----	----	----
CC3/S/MID-FLOOD	01-Oct-2018	HK1849524-067		1.2	----	----	----	----
CC3/S/MID-FLOOD - Duplicate	01-Oct-2018	HK1849524-068		1.1	----	----	----	----

Sub-Matrix: WATER			Compound	EA025: Suspended Solids (SS)	----	----	----	----
			LOR Unit	1.0 mg/L	----	----	----	----
Client sample ID	Client sampling date / time	Laboratory sample ID		EA/ED: Physical and Aggregate Properties	----	----	----	----
CC3/M/MID-FLOOD	01-Oct-2018	HK1849524-069		1.2	----	----	----	----
CC3/M/MID-FLOOD - Duplicate	01-Oct-2018	HK1849524-070		1.4	----	----	----	----
CC3/B/MID-FLOOD	01-Oct-2018	HK1849524-071		1.4	----	----	----	----
CC3/B/MID-FLOOD - Duplicate	01-Oct-2018	HK1849524-072		1.5	----	----	----	----
CC4/S/MID-FLOOD	01-Oct-2018	HK1849524-073		2.8	----	----	----	----
CC4/S/MID-FLOOD - Duplicate	01-Oct-2018	HK1849524-074		2.5	----	----	----	----
CC4/B/MID-FLOOD	01-Oct-2018	HK1849524-077		3.3	----	----	----	----
CC4/B/MID-FLOOD - Duplicate	01-Oct-2018	HK1849524-078		3.2	----	----	----	----
CC13/S/MID-FLOOD	01-Oct-2018	HK1849524-079		2.8	----	----	----	----
CC13/S/MID-FLOOD - Duplicate	01-Oct-2018	HK1849524-080		3.0	----	----	----	----
CC13/M/MID-FLOOD	01-Oct-2018	HK1849524-081		3.4	----	----	----	----
CC13/M/MID-FLOOD - Duplicate	01-Oct-2018	HK1849524-082		3.6	----	----	----	----
CC13/B/MID-FLOOD	01-Oct-2018	HK1849524-083		3.8	----	----	----	----
CC13/B/MID-FLOOD - Duplicate	01-Oct-2018	HK1849524-084		4.0	----	----	----	----
SW11/S/MID-FLOOD	01-Oct-2018	HK1849524-085		3.4	----	----	----	----
SW11/S/MID-FLOOD - Duplicate	01-Oct-2018	HK1849524-086		3.3	----	----	----	----
SW11/B/MID-FLOOD	01-Oct-2018	HK1849524-089		4.0	----	----	----	----
SW11/B/MID-FLOOD - Duplicate	01-Oct-2018	HK1849524-090		3.8	----	----	----	----
C3/S/MID-FLOOD	01-Oct-2018	HK1849524-091		2.2	----	----	----	----
C3/S/MID-FLOOD - Duplicate	01-Oct-2018	HK1849524-092		2.1	----	----	----	----
C3/M/MID-FLOOD	01-Oct-2018	HK1849524-093		2.1	----	----	----	----
C3/M/MID-FLOOD - Duplicate	01-Oct-2018	HK1849524-094		2.2	----	----	----	----
C3/B/MID-FLOOD	01-Oct-2018	HK1849524-095		3.0	----	----	----	----
C3/B/MID-FLOOD - Duplicate	01-Oct-2018	HK1849524-096		2.7	----	----	----	----
C4/S/MID-FLOOD	01-Oct-2018	HK1849524-097		2.7	----	----	----	----
C4/S/MID-FLOOD - Duplicate	01-Oct-2018	HK1849524-098		3.4	----	----	----	----
C4/M/MID-FLOOD	01-Oct-2018	HK1849524-099		3.2	----	----	----	----
C4/M/MID-FLOOD - Duplicate	01-Oct-2018	HK1849524-100		2.9	----	----	----	----
C4/B/MID-FLOOD	01-Oct-2018	HK1849524-101		2.6	----	----	----	----
C4/B/MID-FLOOD - Duplicate	01-Oct-2018	HK1849524-102		3.2	----	----	----	----
I1/S/MID-FLOOD	01-Oct-2018	HK1849524-103		1.6	----	----	----	----
I1/S/MID-FLOOD - Duplicate	01-Oct-2018	HK1849524-104		1.9	----	----	----	----
I1/M/MID-FLOOD	01-Oct-2018	HK1849524-105		2.4	----	----	----	----

Sub-Matrix: **WATER**

		Compound	EA025: Suspended Solids (SS)	----	----	----	----
		LOR Unit	1.0 mg/L	----	----	----	----
Client sample ID	Client sampling date / time	Laboratory sample ID	EA/ED: Physical and Aggregate Properties	----	----	----	----
I1/M/MID-FLOOD - Duplicate	01-Oct-2018	HK1849524-106	2.2	----	----	----	----
I1/B/MID-FLOOD	01-Oct-2018	HK1849524-107	2.9	----	----	----	----
I1/B/MID-FLOOD - Duplicate	01-Oct-2018	HK1849524-108	2.5	----	----	----	----

Laboratory Duplicate (DUP) Report

Matrix: **WATER**

Laboratory sample ID	Client sample ID	Method: Compound	CAS Number	LOR	Unit	Original Result	Duplicate Result	RPD (%)
				Laboratory Duplicate (DUP) Report				
EA/ED: Physical and Aggregate Properties (QC Lot: 1962696)								
HK1849524-001	CC1/S/MID-EBB	EA025: Suspended Solids (SS)	----	0.5	mg/L	3.2	3.4	5.97
HK1849524-011	CC2/B/MID-EBB	EA025: Suspended Solids (SS)	----	0.5	mg/L	5.4	4.8	11.9
EA/ED: Physical and Aggregate Properties (QC Lot: 1962697)								
HK1849524-023	CC4/B/MID-EBB	EA025: Suspended Solids (SS)	----	0.5	mg/L	6.3	5.8	7.87
HK1849524-035	SW11/B/MID-EBB	EA025: Suspended Solids (SS)	----	0.5	mg/L	7.4	7.1	3.11
EA/ED: Physical and Aggregate Properties (QC Lot: 1962698)								
HK1849524-045	C4/M/MID-EBB	EA025: Suspended Solids (SS)	----	0.5	mg/L	2.5	2.7	5.77
HK1849524-055	CC1/S/MID-FLOOD	EA025: Suspended Solids (SS)	----	0.5	mg/L	1.1	1.2	15.0
EA/ED: Physical and Aggregate Properties (QC Lot: 1962699)								
HK1849524-065	CC2/B/MID-FLOOD	EA025: Suspended Solids (SS)	----	0.5	mg/L	2.7	2.5	6.70
HK1849524-077	CC4/B/MID-FLOOD	EA025: Suspended Solids (SS)	----	0.5	mg/L	3.3	3.0	10.4
EA/ED: Physical and Aggregate Properties (QC Lot: 1962700)								
HK1849524-089	SW11/B/MID-FLOOD	EA025: Suspended Solids (SS)	----	0.5	mg/L	4.0	4.1	2.45
HK1849524-099	C4/M/MID-FLOOD	EA025: Suspended Solids (SS)	----	0.5	mg/L	3.2	3.0	8.06

Method Blank (MB), Laboratory Control Spike (LCS) and Laboratory Control Spike Duplicate (DCS) Report

Matrix: **WATER**

Method: Compound	CAS Number	LOR	Unit	Result	Spike Concentration	Spike Recovery (%) LCS	Spike Recovery (%) DCS	Recovery Limits (%) Low	Recovery Limits (%) High	RPDs (%) Value	RPDs (%) Control Limit
		Method Blank (MB) Report			Laboratory Control Spike (LCS) and Laboratory Control Spike Duplicate (DCS) Report						
EA/ED: Physical and Aggregate Properties (QCLot: 1962696)											
EA025: Suspended Solids (SS)	----	0.5	mg/L	<0.5	20 mg/L	102	----	85	115	----	----
EA/ED: Physical and Aggregate Properties (QCLot: 1962697)											
EA025: Suspended Solids (SS)	----	0.5	mg/L	<0.5	20 mg/L	99.0	----	85	115	----	----
EA/ED: Physical and Aggregate Properties (QCLot: 1962698)											
EA025: Suspended Solids (SS)	----	0.5	mg/L	<0.5	20 mg/L	100	----	85	115	----	----
EA/ED: Physical and Aggregate Properties (QCLot: 1962699)											
EA025: Suspended Solids (SS)	----	0.5	mg/L	<0.5	20 mg/L	99.0	----	85	115	----	----
EA/ED: Physical and Aggregate Properties (QCLot: 1962700)											
EA025: Suspended Solids (SS)	----	0.5	mg/L	<0.5	20 mg/L	100	----	85	115	----	----

Matrix Spike (MS) and Matrix Spike Duplicate (MSD) Report

- **No Matrix Spike (MS) or Matrix Spike Duplicate (MSD) Results are required to be reported.**

ALS Technichem (HK) Pty Ltd

ALS Laboratory Group
ANALYICAL CHEMISTRY & TESTING SERVICES

CERTIFICATE OF ANALYSIS

Client	: ACTION UNITED ENVIRONMENT SERVICES AND CONSULTING	*Laboratory*	: ALS Technichem (HK) Pty Ltd	*Page*	: 1 of 7
Contact	: MR T W TAM	*Contact*	: Richard Fung	*Work Order*	: **HK1849185**
Address	: RM A 20/F., GOLD KING IND BLDG, NO. 35-41 TAI LIN PAI ROAD, KWAI CHUNG, N.T. HONG KONG	*Address*	: 11/F., Chung Shun Knitting Centre, 1 - 3 Wing Yip Street, Kwai Chung, N.T., Hong Kong		
E-mail	: Twtam@fordbusiness.com	*E-mail*	: richard.fung@alsglobal.com		
Telephone	: +852 2959 6059	*Telephone*	: +852 2610 1044		
Facsimile	: +852 2959 6079	*Facsimile*	: +852 2610 2021		
Project	: TCS00975/18 – TSEUNG KWAN O, CROSS BAY LINK	*Quote number*	: HKE/2445/18	*Date received*	: 04-Oct-2018
Order number	:			*Date of issue*	: 15-Oct-2018
C-O-C number	: —			*No. of samples*	- *Received* : 98
Site	: —				- *Analysed* : 98

This report may not be reproduced except with prior written approval from the testing laboratory.

This document has been signed by those names that appear on this report and are the authorised signatories.

Signatory	*Position*	*Authorised results for:*
Fung Lim Chee, Richard	**General Manager**	**Inorganics**

Report Comments

This report for ALS Technichem (HK) Pty Ltd work order reference HK1849185 supersedes any previous reports with this reference. Testing period is from 04-Oct-2018 to 15-Oct-2018. Results apply to sample(s) as submitted. All pages of this report have been checked and approved for release. When date(s) and/or time(s) are shown bracketed, these have been assumed by the laboratory for process purposes. Abbreviations: CAS number = Chemical Abstract Services number. LOR = Limit of reporting.

Specific Comments for Work Order HK1849185 :

Sample(s) were received in chilled condition.

Water sample(s) analysed and reported on as received basis.

Analytical Results

Sub-Matrix: WATER		Compound	EA025: Suspended Solids (SS)	----	----	----	----
		LOR Unit	1.0 mg/L	----	----	----	----
Client sample ID	Client sampling date / time	Laboratory sample ID	EA/ED: Physical and Aggregate Properties	----	----	----	----
CC1/S/MID-EBB	04-Oct-2018	HK1849185-001	4.5	----	----	----	----
CC1/S/MID-EBB - Duplicate	04-Oct-2018	HK1849185-002	4.5	----	----	----	----
CC1/M/MID-EBB	04-Oct-2018	HK1849185-003	6.7	----	----	----	----
CC1/M/MID-EBB- Duplicate	04-Oct-2018	HK1849185-004	6.8	----	----	----	----
CC1/B/MID-EBB	04-Oct-2018	HK1849185-005	7.5	----	----	----	----
CC1/B/MID-EBB- Duplicate	04-Oct-2018	HK1849185-006	7.9	----	----	----	----
CC2/S/MID-EBB	04-Oct-2018	HK1849185-007	4.1	----	----	----	----
CC2/S/MID-EBB - Duplicate	04-Oct-2018	HK1849185-008	4.3	----	----	----	----
CC2/M/MID-EBB	04-Oct-2018	HK1849185-009	4.9	----	----	----	----
CC2/M/MID-EBB- Duplicate	04-Oct-2018	HK1849185-010	4.8	----	----	----	----
CC2/B/MID-EBB	04-Oct-2018	HK1849185-011	6.4	----	----	----	----
CC2/B/MID-EBB- Duplicate	04-Oct-2018	HK1849185-012	6.8	----	----	----	----
CC3/S/MID-EBB	04-Oct-2018	HK1849185-013	2.4	----	----	----	----
CC3/S/MID-EBB - Duplicate	04-Oct-2018	HK1849185-014	2.2	----	----	----	----
CC3/M/MID-EBB	04-Oct-2018	HK1849185-015	2.7	----	----	----	----
CC3/M/MID-EBB- Duplicate	04-Oct-2018	HK1849185-016	2.9	----	----	----	----
CC3/B/MID-EBB	04-Oct-2018	HK1849185-017	5.0	----	----	----	----
CC3/B/MID-EBB- Duplicate	04-Oct-2018	HK1849185-018	4.9	----	----	----	----
CC4/M/MID-EBB	04-Oct-2018	HK1849185-021	4.7	----	----	----	----
CC4/M/MID-EBB- Duplicate	04-Oct-2018	HK1849185-022	4.9	----	----	----	----
CC13/S/MID-EBB	04-Oct-2018	HK1849185-025	6.0	----	----	----	----
CC13/S/MID-EBB - Duplicate	04-Oct-2018	HK1849185-026	6.2	----	----	----	----
CC13/M/MID-EBB	04-Oct-2018	HK1849185-027	7.7	----	----	----	----
CC13/M/MID-EBB- Duplicate	04-Oct-2018	HK1849185-028	8.1	----	----	----	----
CC13/B/MID-EBB	04-Oct-2018	HK1849185-029	11.8	----	----	----	----
CC13/B/MID-EBB- Duplicate	04-Oct-2018	HK1849185-030	12.0	----	----	----	----
SW11/S/MID-EBB	04-Oct-2018	HK1849185-031	11.4	----	----	----	----
SW11/S/MID-EBB - Duplicate	04-Oct-2018	HK1849185-032	11.7	----	----	----	----
SW11/B/MID-EBB	04-Oct-2018	HK1849185-035	13.2	----	----	----	----
SW11/B/MID-EBB- Duplicate	04-Oct-2018	HK1849185-036	13.8	----	----	----	----
C3/S/MID-EBB	04-Oct-2018	HK1849185-037	5.2	----	----	----	----

Sub-Matrix: **WATER**

		Compound	EA025: Suspended Solids (SS)	----	----	----	----
		LOR Unit	1.0 mg/L	----	----	----	----
Client sample ID	Client sampling date / time	Laboratory sample ID	EA/ED: Physical and Aggregate Properties	----	----	----	----
C3/S/MID-EBB - Duplicate	04-Oct-2018	HK1849185-038	5.6	----	----	----	----
C3/M/MID-EBB	04-Oct-2018	HK1849185-039	5.4	----	----	----	----
C3/M/MID-EBB- Duplicate	04-Oct-2018	HK1849185-040	5.1	----	----	----	----
C3/B/MID-EBB	04-Oct-2018	HK1849185-041	7.3	----	----	----	----
C3/B/MID-EBB- Duplicate	04-Oct-2018	HK1849185-042	7.5	----	----	----	----
C4/S/MID-EBB	04-Oct-2018	HK1849185-043	4.2	----	----	----	----
C4/S/MID-EBB - Duplicate	04-Oct-2018	HK1849185-044	3.7	----	----	----	----
C4/M/MID-EBB	04-Oct-2018	HK1849185-045	6.6	----	----	----	----
C4/M/MID-EBB- Duplicate	04-Oct-2018	HK1849185-046	6.9	----	----	----	----
C4/B/MID-EBB	04-Oct-2018	HK1849185-047	8.7	----	----	----	----
C4/B/MID-EBB- Duplicate	04-Oct-2018	HK1849185-048	8.8	----	----	----	----
I1/S/MID-EBB	04-Oct-2018	HK1849185-049	2.8	----	----	----	----
I1/S/MID-EBB - Duplicate	04-Oct-2018	HK1849185-050	2.9	----	----	----	----
I1/M/MID-EBB	04-Oct-2018	HK1849185-051	3.7	----	----	----	----
I1/M/MID-EBB- Duplicate	04-Oct-2018	HK1849185-052	3.5	----	----	----	----
I1/B/MID-EBB	04-Oct-2018	HK1849185-053	6.7	----	----	----	----
I1/B/MID-EBB- Duplicate	04-Oct-2018	HK1849185-054	6.5	----	----	----	----
CC1/S/MID-FLOOD	04-Oct-2018	HK1849185-055	6.2	----	----	----	----
CC1/S/MID-FLOOD - Duplicate	04-Oct-2018	HK1849185-056	5.8	----	----	----	----
CC1/M/MID-FLOOD	04-Oct-2018	HK1849185-057	8.4	----	----	----	----
CC1/M/MID-FLOOD - Duplicate	04-Oct-2018	HK1849185-058	8.2	----	----	----	----
CC1/B/MID-FLOOD	04-Oct-2018	HK1849185-059	8.9	----	----	----	----
CC1/B/MID-FLOOD - Duplicate	04-Oct-2018	HK1849185-060	9.4	----	----	----	----
CC2/S/MID-FLOOD	04-Oct-2018	HK1849185-061	3.4	----	----	----	----
CC2/S/MID-FLOOD - Duplicate	04-Oct-2018	HK1849185-062	2.9	----	----	----	----
CC2/M/MID-FLOOD	04-Oct-2018	HK1849185-063	4.9	----	----	----	----
CC2/M/MID-FLOOD - Duplicate	04-Oct-2018	HK1849185-064	5.2	----	----	----	----
CC2/B/MID-FLOOD	04-Oct-2018	HK1849185-065	7.5	----	----	----	----
CC2/B/MID-FLOOD - Duplicate	04-Oct-2018	HK1849185-066	7.1	----	----	----	----
CC3/S/MID-FLOOD	04-Oct-2018	HK1849185-067	2.8	----	----	----	----
CC3/S/MID-FLOOD - Duplicate	04-Oct-2018	HK1849185-068	3.1	----	----	----	----
CC3/M/MID-FLOOD	04-Oct-2018	HK1849185-069	5.5	----	----	----	----
CC3/M/MID-FLOOD - Duplicate	04-Oct-2018	HK1849185-070	5.8	----	----	----	----

Sub-Matrix: **WATER**

		Compound	EA025: Suspended Solids (SS)	----	----	----	----
		LOR Unit	1.0 mg/L	----	----	----	----
Client sample ID	Client sampling date / time	Laboratory sample ID	EA/ED: Physical and Aggregate Properties	----	----	----	----
CC3/B/MID-FLOOD	04-Oct-2018	HK1849185-071	6.3	----	----	----	----
CC3/B/MID-FLOOD - Duplicate	04-Oct-2018	HK1849185-072	6.0	----	----	----	----
CC4/S/MID-FLOOD	04-Oct-2018	HK1849185-073	12.4	----	----	----	----
CC4/S/MID-FLOOD - Duplicate	04-Oct-2018	HK1849185-074	12.1	----	----	----	----
CC4/B/MID-FLOOD	04-Oct-2018	HK1849185-077	13.5	----	----	----	----
CC4/B/MID-FLOOD - Duplicate	04-Oct-2018	HK1849185-078	13.9	----	----	----	----
CC13/S/MID-FLOOD	04-Oct-2018	HK1849185-079	5.7	----	----	----	----
CC13/S/MID-FLOOD - Duplicate	04-Oct-2018	HK1849185-080	6.3	----	----	----	----
CC13/M/MID-FLOOD	04-Oct-2018	HK1849185-081	6.5	----	----	----	----
CC13/M/MID-FLOOD - Duplicate	04-Oct-2018	HK1849185-082	6.8	----	----	----	----
CC13/B/MID-FLOOD	04-Oct-2018	HK1849185-083	6.9	----	----	----	----
CC13/B/MID-FLOOD - Duplicate	04-Oct-2018	HK1849185-084	7.3	----	----	----	----
SW11/S/MID-FLOOD	04-Oct-2018	HK1849185-085	3.8	----	----	----	----
SW11/S/MID-FLOOD - Duplicate	04-Oct-2018	HK1849185-086	4.1	----	----	----	----
SW11/B/MID-FLOOD	04-Oct-2018	HK1849185-089	6.1	----	----	----	----
SW11/B/MID-FLOOD - Duplicate	04-Oct-2018	HK1849185-090	6.5	----	----	----	----
C3/S/MID-FLOOD	04-Oct-2018	HK1849185-091	5.8	----	----	----	----
C3/S/MID-FLOOD - Duplicate	04-Oct-2018	HK1849185-092	6.0	----	----	----	----
C3/M/MID-FLOOD	04-Oct-2018	HK1849185-093	6.8	----	----	----	----
C3/M/MID-FLOOD - Duplicate	04-Oct-2018	HK1849185-094	7.0	----	----	----	----
C3/B/MID-FLOOD	04-Oct-2018	HK1849185-095	9.9	----	----	----	----
C3/B/MID-FLOOD - Duplicate	04-Oct-2018	HK1849185-096	10.3	----	----	----	----
C4/S/MID-FLOOD	04-Oct-2018	HK1849185-097	3.9	----	----	----	----
C4/S/MID-FLOOD - Duplicate	04-Oct-2018	HK1849185-098	4.3	----	----	----	----
C4/M/MID-FLOOD	04-Oct-2018	HK1849185-099	4.9	----	----	----	----
C4/M/MID-FLOOD - Duplicate	04-Oct-2018	HK1849185-100	4.5	----	----	----	----
C4/B/MID-FLOOD	04-Oct-2018	HK1849185-101	6.7	----	----	----	----
C4/B/MID-FLOOD - Duplicate	04-Oct-2018	HK1849185-102	7.0	----	----	----	----
I1/S/MID-FLOOD	04-Oct-2018	HK1849185-103	6.2	----	----	----	----
I1/S/MID-FLOOD - Duplicate	04-Oct-2018	HK1849185-104	6.0	----	----	----	----
I1/M/MID-FLOOD	04-Oct-2018	HK1849185-105	6.2	----	----	----	----
I1/M/MID-FLOOD - Duplicate	04-Oct-2018	HK1849185-106	6.1	----	----	----	----
I1/B/MID-FLOOD	04-Oct-2018	HK1849185-107	7.1	----	----	----	----

Sub-Matrix: WATER			Compound	EA025: Suspended Solids (SS)	----	----	----	----
			LOR Unit	1.0 mg/L	----	----	----	----
Client sample ID	Client sampling date / time	Laboratory sample ID		EA/ED: Physical and Aggregate Properties	----	----	----	----
I1/B/MID-FLOOD - Duplicate	04-Oct-2018	HK1849185-108		6.9	----	----	----	----

Laboratory Duplicate (DUP) Report

Matrix: **WATER**

Laboratory sample ID	Client sample ID	Method: Compound	CAS Number	Laboratory Duplicate (DUP) Report LOR	Unit	Original Result	Duplicate Result	RPD (%)
EA/ED: Physical and Aggregate Properties (QC Lot: 1965335)								
HK1849185-001	CC1/S/MID-EBB	EA025: Suspended Solids (SS)	----	0.5	mg/L	4.5	4.1	8.70
HK1849185-011	CC2/B/MID-EBB	EA025: Suspended Solids (SS)	----	0.5	mg/L	6.4	6.4	0.00
EA/ED: Physical and Aggregate Properties (QC Lot: 1965336)								
HK1849185-025	CC13/S/MID-EBB	EA025: Suspended Solids (SS)	----	0.5	mg/L	6.0	6.4	5.64
HK1849185-037	C3/S/MID-EBB	EA025: Suspended Solids (SS)	----	0.5	mg/L	5.2	5.8	10.5
EA/ED: Physical and Aggregate Properties (QC Lot: 1965337)								
HK1849185-047	C4/B/MID-EBB	EA025: Suspended Solids (SS)	----	0.5	mg/L	8.7	9.2	5.31
HK1849185-057	CC1/M/MID-FLOOD	EA025: Suspended Solids (SS)	----	0.5	mg/L	8.4	8.2	2.10
EA/ED: Physical and Aggregate Properties (QC Lot: 1965338)								
HK1849185-067	CC3/S/MID-FLOOD	EA025: Suspended Solids (SS)	----	0.5	mg/L	2.8	3.2	15.0
HK1849185-079	CC13/S/MID-FLOOD	EA025: Suspended Solids (SS)	----	0.5	mg/L	5.7	6.1	6.78
EA/ED: Physical and Aggregate Properties (QC Lot: 1965339)								
HK1849185-091	C3/S/MID-FLOOD	EA025: Suspended Solids (SS)	----	0.5	mg/L	5.8	6.2	7.07
HK1849185-101	C4/B/MID-FLOOD	EA025: Suspended Solids (SS)	----	0.5	mg/L	6.7	6.8	0.00

Method Blank (MB), Laboratory Control Spike (LCS) and Laboratory Control Spike Duplicate (DCS) Report

Matrix: **WATER**

Method: Compound	CAS Number	Method Blank (MB) Report LOR	Unit	Result	Laboratory Control Spike (LCS) and Laboratory Control Spike Duplicate (DCS) Report Spike Concentration	Spike Recovery (%) LCS	DCS	Recovery Limits (%) Low	High	RPDs (%) Value	Control Limit
EA/ED: Physical and Aggregate Properties (QCLot: 1965335)											
EA025: Suspended Solids (SS)	----	0.5	mg/L	<0.5	20 mg/L	98.5	----	85	115	----	----
EA/ED: Physical and Aggregate Properties (QCLot: 1965336)											
EA025: Suspended Solids (SS)	----	0.5	mg/L	<0.5	20 mg/L	99.5	----	85	115	----	----
EA/ED: Physical and Aggregate Properties (QCLot: 1965337)											
EA025: Suspended Solids (SS)	----	0.5	mg/L	<0.5	20 mg/L	101	----	85	115	----	----
EA/ED: Physical and Aggregate Properties (QCLot: 1965338)											
EA025: Suspended Solids (SS)	----	0.5	mg/L	<0.5	20 mg/L	100	----	85	115	----	----
EA/ED: Physical and Aggregate Properties (QCLot: 1965339)											
EA025: Suspended Solids (SS)	----	0.5	mg/L	<0.5	20 mg/L	98.5	----	85	115	----	----

Matrix Spike (MS) and Matrix Spike Duplicate (MSD) Report

- **No Matrix Spike (MS) or Matrix Spike Duplicate (MSD) Results are required to be reported.**

ALS Technichem (HK) Pty Ltd

ALS Laboratory Group

ANALYICAL CHEMISTRY & TESTING SERVICES

CERTIFICATE OF ANALYSIS

Client	: ACTION UNITED ENVIRONMENT SERVICES AND CONSULTING	*Laboratory*	: ALS Technichem (HK) Pty Ltd	*Page*	: 1 of 6
Contact	: MR T W TAM	*Contact*	: Richard Fung	*Work Order*	: **HK1852449**
Address	: RM A 20/F., GOLD KING IND BLDG, NO. 35-41 TAI LIN PAI ROAD, KWAI CHUNG, N.T. HONG KONG	*Address*	: 11/F., Chung Shun Knitting Centre, 1 - 3 Wing Yip Street, Kwai Chung, N.T., Hong Kong		
E-mail	: Twtam@fordbusiness.com	*E-mail*	: richard.fung@alsglobal.com		
Telephone	: +852 2959 6059	*Telephone*	: +852 2610 1044		
Facsimile	: +852 2959 6079	*Facsimile*	: +852 2610 2021		
Project	: TCS00975/18 – TSEUNG KWAN O, CROSS BAY LINK	*Quote number*	: HKE/2445/18	*Date received*	: 08-Oct-2018
Order number	: —			*Date of issue*	: 16-Oct-2018
C-O-C number	: —			*No. of samples*	- *Received* : 96
Site	: —				- *Analysed* : 96

This report may not be reproduced except with prior written approval from the testing laboratory.

This document has been signed by those names that appear on this report and are the authorised signatories.

Signatory	*Position*	*Authorised results for:*
Fung Lim Chee, Richard	**General Manager**	**Inorganics**

Report Comments

This report for ALS Technichem (HK) Pty Ltd work order reference HK1852449 supersedes any previous reports with this reference. Testing period is from 08-Oct-2018 to 16-Oct-2018. Results apply to sample(s) as submitted. All pages of this report have been checked and approved for release. When date(s) and/or time(s) are shown bracketed, these have been assumed by the laboratory for process purposes. Abbreviations: CAS number = Chemical Abstract Services number. LOR = Limit of reporting.

Specific Comments for Work Order HK1852449 :

Sample(s) were received in chilled condition.

Water sample(s) analysed and reported on as received basis.

Analytical Results

Sub-Matrix: WATER		Compound	EA025: Suspended Solids (SS)	----	----	----	----
		LOR Unit	1.0 mg/L	----	----	----	----
Client sample ID	Client sampling date / time	Laboratory sample ID	EA/ED: Physical and Aggregate Properties	----	----	----	----
CC1/S/MID-EBB	06-Oct-2018	HK1852449-001	5.6	----	----	----	----
CC1/S/MID-EBB - Duplicate	06-Oct-2018	HK1852449-002	5.9	----	----	----	----
CC1/M/MID-EBB	06-Oct-2018	HK1852449-003	6.4	----	----	----	----
CC1/M/MID-EBB- Duplicate	06-Oct-2018	HK1852449-004	6.9	----	----	----	----
CC1/B/MID-EBB	06-Oct-2018	HK1852449-005	7.4	----	----	----	----
CC1/B/MID-EBB- Duplicate	06-Oct-2018	HK1852449-006	7.7	----	----	----	----
CC2/S/MID-EBB	06-Oct-2018	HK1852449-007	3.0	----	----	----	----
CC2/S/MID-EBB - Duplicate	06-Oct-2018	HK1852449-008	3.0	----	----	----	----
CC2/M/MID-EBB	06-Oct-2018	HK1852449-009	3.3	----	----	----	----
CC2/M/MID-EBB- Duplicate	06-Oct-2018	HK1852449-010	3.5	----	----	----	----
CC2/B/MID-EBB	06-Oct-2018	HK1852449-011	5.2	----	----	----	----
CC2/B/MID-EBB- Duplicate	06-Oct-2018	HK1852449-012	4.8	----	----	----	----
CC3/S/MID-EBB	06-Oct-2018	HK1852449-013	2.8	----	----	----	----
CC3/S/MID-EBB - Duplicate	06-Oct-2018	HK1852449-014	2.9	----	----	----	----
CC3/M/MID-EBB	06-Oct-2018	HK1852449-015	3.3	----	----	----	----
CC3/M/MID-EBB- Duplicate	06-Oct-2018	HK1852449-016	3.5	----	----	----	----
CC3/B/MID-EBB	06-Oct-2018	HK1852449-017	4.1	----	----	----	----
CC3/B/MID-EBB- Duplicate	06-Oct-2018	HK1852449-018	3.9	----	----	----	----
CC4/M/MID-EBB	06-Oct-2018	HK1852449-021	5.0	----	----	----	----
CC4/M/MID-EBB- Duplicate	06-Oct-2018	HK1852449-022	4.7	----	----	----	----
CC13/S/MID-EBB	06-Oct-2018	HK1852449-025	2.9	----	----	----	----
CC13/S/MID-EBB - Duplicate	06-Oct-2018	HK1852449-026	2.9	----	----	----	----
CC13/M/MID-EBB	06-Oct-2018	HK1852449-027	3.1	----	----	----	----
CC13/M/MID-EBB- Duplicate	06-Oct-2018	HK1852449-028	3.5	----	----	----	----
CC13/B/MID-EBB	06-Oct-2018	HK1852449-029	3.8	----	----	----	----
CC13/B/MID-EBB- Duplicate	06-Oct-2018	HK1852449-030	4.1	----	----	----	----
SW11/S/MID-EBB	06-Oct-2018	HK1852449-031	3.0	----	----	----	----
SW11/S/MID-EBB - Duplicate	06-Oct-2018	HK1852449-032	3.3	----	----	----	----
SW11/B/MID-EBB	06-Oct-2018	HK1852449-035	5.1	----	----	----	----
SW11/B/MID-EBB- Duplicate	06-Oct-2018	HK1852449-036	5.0	----	----	----	----
C3/S/MID-EBB	06-Oct-2018	HK1852449-037	5.0	----	----	----	----

Sub-Matrix: WATER		Compound	EA025: Suspended Solids (SS)	----	----	----	----
		LOR Unit	1.0 mg/L	----	----	----	----
Client sample ID	Client sampling date / time	Laboratory sample ID	EA/ED: Physical and Aggregate Properties	----	----	----	----
C3/S/MID-EBB - Duplicate	06-Oct-2018	HK1852449-038	5.0	----	----	----	----
C3/M/MID-EBB	06-Oct-2018	HK1852449-039	6.7	----	----	----	----
C3/M/MID-EBB- Duplicate	06-Oct-2018	HK1852449-040	6.6	----	----	----	----
C3/B/MID-EBB	06-Oct-2018	HK1852449-041	9.0	----	----	----	----
C3/B/MID-EBB- Duplicate	06-Oct-2018	HK1852449-042	8.8	----	----	----	----
C4/S/MID-EBB	06-Oct-2018	HK1852449-043	3.6	----	----	----	----
C4/S/MID-EBB - Duplicate	06-Oct-2018	HK1852449-044	3.9	----	----	----	----
C4/M/MID-EBB	06-Oct-2018	HK1852449-045	3.5	----	----	----	----
C4/M/MID-EBB- Duplicate	06-Oct-2018	HK1852449-046	4.2	----	----	----	----
C4/B/MID-EBB	06-Oct-2018	HK1852449-047	4.3	----	----	----	----
C4/B/MID-EBB- Duplicate	06-Oct-2018	HK1852449-048	4.4	----	----	----	----
I1/S/MID-EBB	06-Oct-2018	HK1852449-049	1.2	----	----	----	----
I1/S/MID-EBB - Duplicate	06-Oct-2018	HK1852449-050	1.4	----	----	----	----
I1/M/MID-EBB	06-Oct-2018	HK1852449-051	2.2	----	----	----	----
I1/M/MID-EBB- Duplicate	06-Oct-2018	HK1852449-052	2.4	----	----	----	----
I1/B/MID-EBB	06-Oct-2018	HK1852449-053	5.3	----	----	----	----
I1/B/MID-EBB- Duplicate	06-Oct-2018	HK1852449-054	4.9	----	----	----	----
CC1/S/MID-FLOOD	06-Oct-2018	HK1852449-055	3.2	----	----	----	----
CC1/S/MID-FLOOD - Duplicate	06-Oct-2018	HK1852449-056	3.0	----	----	----	----
CC1/M/MID-FLOOD	06-Oct-2018	HK1852449-057	3.5	----	----	----	----
CC1/M/MID-FLOOD - Duplicate	06-Oct-2018	HK1852449-058	3.5	----	----	----	----
CC1/B/MID-FLOOD	06-Oct-2018	HK1852449-059	6.7	----	----	----	----
CC1/B/MID-FLOOD - Duplicate	06-Oct-2018	HK1852449-060	6.3	----	----	----	----
CC2/S/MID-FLOOD	06-Oct-2018	HK1852449-061	2.9	----	----	----	----
CC2/S/MID-FLOOD - Duplicate	06-Oct-2018	HK1852449-062	2.8	----	----	----	----
CC2/M/MID-FLOOD	06-Oct-2018	HK1852449-063	3.2	----	----	----	----
CC2/M/MID-FLOOD - Duplicate	06-Oct-2018	HK1852449-064	3.0	----	----	----	----
CC2/B/MID-FLOOD	06-Oct-2018	HK1852449-065	3.9	----	----	----	----
CC2/B/MID-FLOOD - Duplicate	06-Oct-2018	HK1852449-066	4.1	----	----	----	----
CC3/S/MID-FLOOD	06-Oct-2018	HK1852449-067	2.6	----	----	----	----
CC3/S/MID-FLOOD - Duplicate	06-Oct-2018	HK1852449-068	2.7	----	----	----	----
CC3/M/MID-FLOOD	06-Oct-2018	HK1852449-069	3.2	----	----	----	----
CC3/M/MID-FLOOD - Duplicate	06-Oct-2018	HK1852449-070	3.2	----	----	----	----

Sub-Matrix: WATER			Compound	EA025: Suspended Solids (SS)	----	----	----	----
			LOR Unit	1.0 mg/L	----	----	----	----
Client sample ID	Client sampling date / time	Laboratory sample ID		EA/ED: Physical and Aggregate Properties	----	----	----	----
CC3/B/MID-FLOOD	06-Oct-2018	HK1852449-071		4.1	----	----	----	----
CC3/B/MID-FLOOD - Duplicate	06-Oct-2018	HK1852449-072		4.3	----	----	----	----
CC4/M/MID-FLOOD	06-Oct-2018	HK1852449-075		5.2	----	----	----	----
CC4/M/MID-FLOOD - Duplicate	06-Oct-2018	HK1852449-076		5.1	----	----	----	----
CC13/S/MID-FLOOD	06-Oct-2018	HK1852449-079		2.9	----	----	----	----
CC13/S/MID-FLOOD - Duplicate	06-Oct-2018	HK1852449-080		2.8	----	----	----	----
CC13/M/MID-FLOOD	06-Oct-2018	HK1852449-081		3.2	----	----	----	----
CC13/M/MID-FLOOD - Duplicate	06-Oct-2018	HK1852449-082		3.1	----	----	----	----
CC13/B/MID-FLOOD	06-Oct-2018	HK1852449-083		3.8	----	----	----	----
CC13/B/MID-FLOOD - Duplicate	06-Oct-2018	HK1852449-084		3.9	----	----	----	----
SW11/S/MID-FLOOD	06-Oct-2018	HK1852449-085		8.1	----	----	----	----
SW11/S/MID-FLOOD - Duplicate	06-Oct-2018	HK1852449-086		7.9	----	----	----	----
SW11/B/MID-FLOOD	06-Oct-2018	HK1852449-089		8.9	----	----	----	----
SW11/B/MID-FLOOD - Duplicate	06-Oct-2018	HK1852449-090		8.9	----	----	----	----
C3/S/MID-FLOOD	06-Oct-2018	HK1852449-091		4.4	----	----	----	----
C3/S/MID-FLOOD - Duplicate	06-Oct-2018	HK1852449-092		4.7	----	----	----	----
C3/M/MID-FLOOD	06-Oct-2018	HK1852449-093		5.1	----	----	----	----
C3/M/MID-FLOOD - Duplicate	06-Oct-2018	HK1852449-094		5.4	----	----	----	----
C3/B/MID-FLOOD	06-Oct-2018	HK1852449-095		7.8	----	----	----	----
C3/B/MID-FLOOD - Duplicate	06-Oct-2018	HK1852449-096		8.2	----	----	----	----
C4/S/MID-FLOOD	06-Oct-2018	HK1852449-097		5.5	----	----	----	----
C4/S/MID-FLOOD - Duplicate	06-Oct-2018	HK1852449-098		5.7	----	----	----	----
C4/M/MID-FLOOD	06-Oct-2018	HK1852449-099		5.9	----	----	----	----
C4/M/MID-FLOOD - Duplicate	06-Oct-2018	HK1852449-100		5.7	----	----	----	----
C4/B/MID-FLOOD	06-Oct-2018	HK1852449-101		6.0	----	----	----	----
C4/B/MID-FLOOD - Duplicate	06-Oct-2018	HK1852449-102		6.2	----	----	----	----
I1/S/MID-FLOOD	06-Oct-2018	HK1852449-103		3.4	----	----	----	----
I1/S/MID-FLOOD - Duplicate	06-Oct-2018	HK1852449-104		3.2	----	----	----	----
I1/M/MID-FLOOD	06-Oct-2018	HK1852449-105		3.4	----	----	----	----
I1/M/MID-FLOOD - Duplicate	06-Oct-2018	HK1852449-106		3.6	----	----	----	----
I1/B/MID-FLOOD	06-Oct-2018	HK1852449-107		3.7	----	----	----	----
I1/B/MID-FLOOD - Duplicate	06-Oct-2018	HK1852449-108		3.6	----	----	----	----

Laboratory Duplicate (DUP) Report

Matrix: **WATER**

Laboratory sample ID	Client sample ID	Method: Compound	CAS Number	LOR	Unit	Original Result	Duplicate Result	RPD (%)
				Laboratory Duplicate (DUP) Report				
EA/ED: Physical and Aggregate Properties (QC Lot: 1971472)								
HK1852449-001	CC1/S/MID-EBB	EA025: Suspended Solids (SS)	----	0.5	mg/L	5.6	6.0	6.96
HK1852449-011	CC2/B/MID-EBB	EA025: Suspended Solids (SS)	----	0.5	mg/L	5.2	5.0	4.44
EA/ED: Physical and Aggregate Properties (QC Lot: 1971473)								
HK1852449-025	CC13/S/MID-EBB	EA025: Suspended Solids (SS)	----	0.5	mg/L	2.9	2.6	10.0
HK1852449-037	C3/S/MID-EBB	EA025: Suspended Solids (SS)	----	0.5	mg/L	5.0	5.2	5.40
EA/ED: Physical and Aggregate Properties (QC Lot: 1971474)								
HK1852449-047	C4/B/MID-EBB	EA025: Suspended Solids (SS)	----	0.5	mg/L	4.3	4.2	4.13
HK1852449-057	CC1/M/MID-FLOOD	EA025: Suspended Solids (SS)	----	0.5	mg/L	3.5	3.9	10.7
EA/ED: Physical and Aggregate Properties (QC Lot: 1971475)								
HK1852449-067	CC3/S/MID-FLOOD	EA025: Suspended Solids (SS)	----	0.5	mg/L	2.6	2.9	10.8
HK1852449-081	CC13/M/MID-FLOOD	EA025: Suspended Solids (SS)	----	0.5	mg/L	3.2	3.3	3.86
EA/ED: Physical and Aggregate Properties (QC Lot: 1971476)								
HK1852449-093	C3/M/MID-FLOOD	EA025: Suspended Solids (SS)	----	0.5	mg/L	5.1	4.8	7.59
HK1852449-103	I1/S/MID-FLOOD	EA025: Suspended Solids (SS)	----	0.5	mg/L	3.4	3.3	3.01

Method Blank (MB), Laboratory Control Spike (LCS) and Laboratory Control Spike Duplicate (DCS) Report

Matrix: **WATER**

Method: Compound	CAS Number	LOR	Unit	Result	Spike Concentration	Spike Recovery (%) LCS	Spike Recovery (%) DCS	Recovery Limits (%) Low	Recovery Limits (%) High	RPDs (%) Value	RPDs (%) Control Limit
		Method Blank (MB) Report			Laboratory Control Spike (LCS) and Laboratory Control Spike Duplicate (DCS) Report						
EA/ED: Physical and Aggregate Properties (QCLot: 1971472)											
EA025: Suspended Solids (SS)	----	0.5	mg/L	<0.5	20 mg/L	99.5	----	85	115	----	----
EA/ED: Physical and Aggregate Properties (QCLot: 1971473)											
EA025: Suspended Solids (SS)	----	0.5	mg/L	<0.5	20 mg/L	101	----	85	115	----	----
EA/ED: Physical and Aggregate Properties (QCLot: 1971474)											
EA025: Suspended Solids (SS)	----	0.5	mg/L	<0.5	20 mg/L	98.0	----	85	115	----	----
EA/ED: Physical and Aggregate Properties (QCLot: 1971475)											
EA025: Suspended Solids (SS)	----	0.5	mg/L	<0.5	20 mg/L	101	----	85	115	----	----
EA/ED: Physical and Aggregate Properties (QCLot: 1971476)											
EA025: Suspended Solids (SS)	----	0.5	mg/L	<0.5	20 mg/L	99.0	----	85	115	----	----

Matrix Spike (MS) and Matrix Spike Duplicate (MSD) Report

- **No Matrix Spike (MS) or Matrix Spike Duplicate (MSD) Results are required to be reported.**

ALS Technichem (HK) Pty Ltd

ALS Laboratory Group

ANALYICAL CHEMISTRY & TESTING SERVICES

CERTIFICATE OF ANALYSIS

Client	: ACTION UNITED ENVIRONMENT SERVICES AND CONSULTING	*Laboratory*	: ALS Technichem (HK) Pty Ltd	*Page*	: 1 of 6
Contact	: MR T W TAM	*Contact*	: Richard Fung	*Work Order*	: **HK1852453**
Address	: RM A 20/F., GOLD KING IND BLDG, NO. 35-41 TAI LIN PAI ROAD, KWAI CHUNG, N.T. HONG KONG	*Address*	: 11/F., Chung Shun Knitting Centre, 1 - 3 Wing Yip Street, Kwai Chung, N.T., Hong Kong		
E-mail	: Twtam@fordbusiness.com	*E-mail*	: richard.fung@alsglobal.com		
Telephone	: +852 2959 6059	*Telephone*	: +852 2610 1044		
Facsimile	: +852 2959 6079	*Facsimile*	: +852 2610 2021		
Project	: TCS00975/18 – TSEUNG KWAN O, CROSS BAY LINK	*Quote number*	: HKE/2445/18	*Date received*	: 08-Oct-2018
Order number	: —			*Date of issue*	: 18-Oct-2018
C-O-C number	: —			*No. of samples*	- *Received* : 96
Site	: —				- *Analysed* : 96

This report may not be reproduced except with prior written approval from the testing laboratory.

This document has been signed by those names that appear on this report and are the authorised signatories.

Signatory	*Position*	*Authorised results for:*
Fung Lim Chee, Richard	**General Manager**	**Inorganics**

Report Comments

This report for ALS Technichem (HK) Pty Ltd work order reference HK1852453 supersedes any previous reports with this reference. Testing period is from 08-Oct-2018 to 18-Oct-2018. Results apply to sample(s) as submitted. All pages of this report have been checked and approved for release. When date(s) and/or time(s) are shown bracketed, these have been assumed by the laboratory for process purposes. Abbreviations: CAS number = Chemical Abstract Services number. LOR = Limit of reporting.

Specific Comments for Work Order HK1852453 :

Sample(s) were received in chilled condition.

Water sample(s) analysed and reported on as received basis.

Analytical Results

Sub-Matrix: WATER		Compound	EA025: Suspended Solids (SS)	----	----	----	----
		LOR Unit	1.0 mg/L	----	----	----	----
Client sample ID	Client sampling date / time	Laboratory sample ID	EA/ED: Physical and Aggregate Properties	----	----	----	----
CC1/S/MID-EBB	08-Oct-2018	HK1852453-001	4.9	----	----	----	----
CC1/S/MID-EBB - Duplicate	08-Oct-2018	HK1852453-002	6.0	----	----	----	----
CC1/M/MID-EBB	08-Oct-2018	HK1852453-003	5.9	----	----	----	----
CC1/M/MID-EBB- Duplicate	08-Oct-2018	HK1852453-004	6.7	----	----	----	----
CC1/B/MID-EBB	08-Oct-2018	HK1852453-005	7.1	----	----	----	----
CC1/B/MID-EBB- Duplicate	08-Oct-2018	HK1852453-006	7.0	----	----	----	----
CC2/S/MID-EBB	08-Oct-2018	HK1852453-007	4.1	----	----	----	----
CC2/S/MID-EBB - Duplicate	08-Oct-2018	HK1852453-008	3.4	----	----	----	----
CC2/M/MID-EBB	08-Oct-2018	HK1852453-009	5.7	----	----	----	----
CC2/M/MID-EBB- Duplicate	08-Oct-2018	HK1852453-010	4.3	----	----	----	----
CC2/B/MID-EBB	08-Oct-2018	HK1852453-011	5.5	----	----	----	----
CC2/B/MID-EBB- Duplicate	08-Oct-2018	HK1852453-012	5.4	----	----	----	----
CC3/S/MID-EBB	08-Oct-2018	HK1852453-013	2.3	----	----	----	----
CC3/S/MID-EBB - Duplicate	08-Oct-2018	HK1852453-014	2.4	----	----	----	----
CC3/M/MID-EBB	08-Oct-2018	HK1852453-015	1.9	----	----	----	----
CC3/M/MID-EBB- Duplicate	08-Oct-2018	HK1852453-016	1.7	----	----	----	----
CC3/B/MID-EBB	08-Oct-2018	HK1852453-017	2.3	----	----	----	----
CC3/B/MID-EBB- Duplicate	08-Oct-2018	HK1852453-018	2.8	----	----	----	----
CC4/M/MID-EBB	08-Oct-2018	HK1852453-021	8.1	----	----	----	----
CC4/M/MID-EBB- Duplicate	08-Oct-2018	HK1852453-022	8.3	----	----	----	----
CC13/S/MID-EBB	08-Oct-2018	HK1852453-025	5.6	----	----	----	----
CC13/S/MID-EBB - Duplicate	08-Oct-2018	HK1852453-026	5.5	----	----	----	----
CC13/M/MID-EBB	08-Oct-2018	HK1852453-027	8.3	----	----	----	----
CC13/M/MID-EBB- Duplicate	08-Oct-2018	HK1852453-028	8.1	----	----	----	----
CC13/B/MID-EBB	08-Oct-2018	HK1852453-029	7.0	----	----	----	----
CC13/B/MID-EBB- Duplicate	08-Oct-2018	HK1852453-030	6.5	----	----	----	----
SW11/S/MID-EBB	08-Oct-2018	HK1852453-031	3.5	----	----	----	----
SW11/S/MID-EBB - Duplicate	08-Oct-2018	HK1852453-032	3.2	----	----	----	----
SW11/B/MID-EBB	08-Oct-2018	HK1852453-035	3.1	----	----	----	----
SW11/B/MID-EBB- Duplicate	08-Oct-2018	HK1852453-036	2.3	----	----	----	----
C3/S/MID-EBB	08-Oct-2018	HK1852453-037	10.3	----	----	----	----

Sub-Matrix: WATER			Compound	EA025: Suspended Solids (SS)	----	----	----	----
			LOR Unit	1.0 mg/L	----	----	----	----
Client sample ID	Client sampling date / time	Laboratory sample ID		EA/ED: Physical and Aggregate Properties	----	----	----	----
C3/S/MID-EBB - Duplicate	08-Oct-2018	HK1852453-038		9.4	----	----	----	----
C3/M/MID-EBB	08-Oct-2018	HK1852453-039		7.5	----	----	----	----
C3/M/MID-EBB- Duplicate	08-Oct-2018	HK1852453-040		8.0	----	----	----	----
C3/B/MID-EBB	08-Oct-2018	HK1852453-041		10.5	----	----	----	----
C3/B/MID-EBB- Duplicate	08-Oct-2018	HK1852453-042		10.3	----	----	----	----
C4/S/MID-EBB	08-Oct-2018	HK1852453-043		7.1	----	----	----	----
C4/S/MID-EBB - Duplicate	08-Oct-2018	HK1852453-044		7.2	----	----	----	----
C4/M/MID-EBB	08-Oct-2018	HK1852453-045		7.2	----	----	----	----
C4/M/MID-EBB- Duplicate	08-Oct-2018	HK1852453-046		6.6	----	----	----	----
C4/B/MID-EBB	08-Oct-2018	HK1852453-047		7.4	----	----	----	----
C4/B/MID-EBB- Duplicate	08-Oct-2018	HK1852453-048		7.8	----	----	----	----
I1/S/MID-EBB	08-Oct-2018	HK1852453-049		3.2	----	----	----	----
I1/S/MID-EBB - Duplicate	08-Oct-2018	HK1852453-050		2.8	----	----	----	----
I1/M/MID-EBB	08-Oct-2018	HK1852453-051		4.0	----	----	----	----
I1/M/MID-EBB- Duplicate	08-Oct-2018	HK1852453-052		4.2	----	----	----	----
I1/B/MID-EBB	08-Oct-2018	HK1852453-053		4.2	----	----	----	----
I1/B/MID-EBB- Duplicate	08-Oct-2018	HK1852453-054		4.4	----	----	----	----
CC1/S/MID-FLOOD	08-Oct-2018	HK1852453-055		6.4	----	----	----	----
CC1/S/MID-FLOOD - Duplicate	08-Oct-2018	HK1852453-056		6.1	----	----	----	----
CC1/M/MID-FLOOD	08-Oct-2018	HK1852453-057		4.8	----	----	----	----
CC1/M/MID-FLOOD - Duplicate	08-Oct-2018	HK1852453-058		5.1	----	----	----	----
CC1/B/MID-FLOOD	08-Oct-2018	HK1852453-059		4.9	----	----	----	----
CC1/B/MID-FLOOD - Duplicate	08-Oct-2018	HK1852453-060		4.4	----	----	----	----
CC2/S/MID-FLOOD	08-Oct-2018	HK1852453-061		8.4	----	----	----	----
CC2/S/MID-FLOOD - Duplicate	08-Oct-2018	HK1852453-062		9.4	----	----	----	----
CC2/M/MID-FLOOD	08-Oct-2018	HK1852453-063		7.1	----	----	----	----
CC2/M/MID-FLOOD - Duplicate	08-Oct-2018	HK1852453-064		6.5	----	----	----	----
CC2/B/MID-FLOOD	08-Oct-2018	HK1852453-065		3.5	----	----	----	----
CC2/B/MID-FLOOD - Duplicate	08-Oct-2018	HK1852453-066		3.0	----	----	----	----
CC3/S/MID-FLOOD	08-Oct-2018	HK1852453-067		2.8	----	----	----	----
CC3/S/MID-FLOOD - Duplicate	08-Oct-2018	HK1852453-068		2.7	----	----	----	----
CC3/M/MID-FLOOD	08-Oct-2018	HK1852453-069		2.6	----	----	----	----
CC3/M/MID-FLOOD - Duplicate	08-Oct-2018	HK1852453-070		1.9	----	----	----	----

Sub-Matrix: WATER			Compound	EA025: Suspended Solids (SS)	----	----	----	----
			LOR Unit	1.0 mg/L	----	----	----	----
Client sample ID	Client sampling date / time	Laboratory sample ID		EA/ED: Physical and Aggregate Properties	----	----	----	----
CC3/B/MID-FLOOD	08-Oct-2018	HK1852453-071		1.1	----	----	----	----
CC3/B/MID-FLOOD - Duplicate	08-Oct-2018	HK1852453-072		1.6	----	----	----	----
CC4/M/MID-FLOOD	08-Oct-2018	HK1852453-075		7.9	----	----	----	----
CC4/M/MID-FLOOD - Duplicate	08-Oct-2018	HK1852453-076		7.4	----	----	----	----
CC13/S/MID-FLOOD	08-Oct-2018	HK1852453-079		3.3	----	----	----	----
CC13/S/MID-FLOOD - Duplicate	08-Oct-2018	HK1852453-080		3.7	----	----	----	----
CC13/M/MID-FLOOD	08-Oct-2018	HK1852453-081		3.9	----	----	----	----
CC13/M/MID-FLOOD - Duplicate	08-Oct-2018	HK1852453-082		3.5	----	----	----	----
CC13/B/MID-FLOOD	08-Oct-2018	HK1852453-083		2.6	----	----	----	----
CC13/B/MID-FLOOD - Duplicate	08-Oct-2018	HK1852453-084		3.3	----	----	----	----
SW11/S/MID-FLOOD	08-Oct-2018	HK1852453-085		4.8	----	----	----	----
SW11/S/MID-FLOOD - Duplicate	08-Oct-2018	HK1852453-086		4.6	----	----	----	----
SW11/B/MID-FLOOD	08-Oct-2018	HK1852453-089		4.4	----	----	----	----
SW11/B/MID-FLOOD - Duplicate	08-Oct-2018	HK1852453-090		4.8	----	----	----	----
C3/S/MID-FLOOD	08-Oct-2018	HK1852453-091		5.7	----	----	----	----
C3/S/MID-FLOOD - Duplicate	08-Oct-2018	HK1852453-092		6.1	----	----	----	----
C3/M/MID-FLOOD	08-Oct-2018	HK1852453-093		10.8	----	----	----	----
C3/M/MID-FLOOD - Duplicate	08-Oct-2018	HK1852453-094		10.8	----	----	----	----
C3/B/MID-FLOOD	08-Oct-2018	HK1852453-095		10.9	----	----	----	----
C3/B/MID-FLOOD - Duplicate	08-Oct-2018	HK1852453-096		9.4	----	----	----	----
C4/S/MID-FLOOD	08-Oct-2018	HK1852453-097		6.2	----	----	----	----
C4/S/MID-FLOOD - Duplicate	08-Oct-2018	HK1852453-098		6.5	----	----	----	----
C4/M/MID-FLOOD	08-Oct-2018	HK1852453-099		7.9	----	----	----	----
C4/M/MID-FLOOD - Duplicate	08-Oct-2018	HK1852453-100		8.0	----	----	----	----
C4/B/MID-FLOOD	08-Oct-2018	HK1852453-101		9.5	----	----	----	----
C4/B/MID-FLOOD - Duplicate	08-Oct-2018	HK1852453-102		6.9	----	----	----	----
I1/S/MID-FLOOD	08-Oct-2018	HK1852453-103		2.6	----	----	----	----
I1/S/MID-FLOOD - Duplicate	08-Oct-2018	HK1852453-104		3.2	----	----	----	----
I1/M/MID-FLOOD	08-Oct-2018	HK1852453-105		4.9	----	----	----	----
I1/M/MID-FLOOD - Duplicate	08-Oct-2018	HK1852453-106		4.1	----	----	----	----
I1/B/MID-FLOOD	08-Oct-2018	HK1852453-107		3.7	----	----	----	----
I1/B/MID-FLOOD - Duplicate	08-Oct-2018	HK1852453-108		4.0	----	----	----	----

Laboratory Duplicate (DUP) Report

Matrix: **WATER**

Laboratory sample ID	Client sample ID	Method: Compound	CAS Number	LOR	Unit	Original Result	Duplicate Result	RPD (%)
				Laboratory Duplicate (DUP) Report				
EA/ED: Physical and Aggregate Properties (QC Lot: 1972148)								
HK1852453-001	CC1/S/MID-EBB	EA025: Suspended Solids (SS)	----	0.5	mg/L	4.9	5.6	13.8
HK1852453-011	CC2/B/MID-EBB	EA025: Suspended Solids (SS)	----	0.5	mg/L	5.5	6.3	13.5
EA/ED: Physical and Aggregate Properties (QC Lot: 1972149)								
HK1852453-025	CC13/S/MID-EBB	EA025: Suspended Solids (SS)	----	0.5	mg/L	5.6	4.8	15.4
HK1852453-037	C3/S/MID-EBB	EA025: Suspended Solids (SS)	----	0.5	mg/L	10.3	10.2	1.22
EA/ED: Physical and Aggregate Properties (QC Lot: 1972150)								
HK1852453-047	C4/B/MID-EBB	EA025: Suspended Solids (SS)	----	0.5	mg/L	7.4	6.2	16.5
HK1852453-057	CC1/M/MID-FLOOD	EA025: Suspended Solids (SS)	----	0.5	mg/L	4.8	4.6	3.73
EA/ED: Physical and Aggregate Properties (QC Lot: 1972151)								
HK1852453-067	CC3/S/MID-FLOOD	EA025: Suspended Solids (SS)	----	0.5	mg/L	2.8	2.6	7.41
HK1852453-081	CC13/M/MID-FLOOD	EA025: Suspended Solids (SS)	----	0.5	mg/L	3.9	3.3	18.0
EA/ED: Physical and Aggregate Properties (QC Lot: 1972152)								
HK1852453-093	C3/M/MID-FLOOD	EA025: Suspended Solids (SS)	----	0.5	mg/L	10.8	11.6	6.70
HK1852453-103	I1/S/MID-FLOOD	EA025: Suspended Solids (SS)	----	0.5	mg/L	2.6	2.4	4.98

Method Blank (MB), Laboratory Control Spike (LCS) and Laboratory Control Spike Duplicate (DCS) Report

Matrix: **WATER**

Method: Compound	CAS Number	LOR	Unit	Result	Spike Concentration	Spike Recovery (%) LCS	Spike Recovery (%) DCS	Recovery Limits (%) Low	Recovery Limits (%) High	RPDs (%) Value	RPDs (%) Control Limit
		Method Blank (MB) Report			Laboratory Control Spike (LCS) and Laboratory Control Spike Duplicate (DCS) Report						
EA/ED: Physical and Aggregate Properties (QCLot: 1972148)											
EA025: Suspended Solids (SS)	----	0.5	mg/L	<0.5	20 mg/L	108	----	85	115	----	----
EA/ED: Physical and Aggregate Properties (QCLot: 1972149)											
EA025: Suspended Solids (SS)	----	0.5	mg/L	<0.5	20 mg/L	104	----	85	115	----	----
EA/ED: Physical and Aggregate Properties (QCLot: 1972150)											
EA025: Suspended Solids (SS)	----	0.5	mg/L	<0.5	20 mg/L	105	----	85	115	----	----
EA/ED: Physical and Aggregate Properties (QCLot: 1972151)											
EA025: Suspended Solids (SS)	----	0.5	mg/L	<0.5	20 mg/L	102	----	85	115	----	----
EA/ED: Physical and Aggregate Properties (QCLot: 1972152)											
EA025: Suspended Solids (SS)	----	0.5	mg/L	<0.5	20 mg/L	106	----	85	115	----	----

Matrix Spike (MS) and Matrix Spike Duplicate (MSD) Report

- **No Matrix Spike (MS) or Matrix Spike Duplicate (MSD) Results are required to be reported.**

ALS Technichem (HK) Pty Ltd

ALS Laboratory Group

ANALYICAL CHEMISTRY & TESTING SERVICES

CERTIFICATE OF ANALYSIS

Client	: ACTION UNITED ENVIRONMENT SERVICES AND CONSULTING	*Laboratory*	: ALS Technichem (HK) Pty Ltd	*Page*	: 1 of 6
Contact	: MR T W TAM	*Contact*	: Richard Fung	*Work Order*	: **HK1852456**
Address	: RM A 20/F., GOLD KING IND BLDG, NO. 35-41 TAI LIN PAI ROAD, KWAI CHUNG, N.T. HONG KONG	*Address*	: 11/F., Chung Shun Knitting Centre, 1 - 3 Wing Yip Street, Kwai Chung, N.T., Hong Kong		
E-mail	: Twtam@fordbusiness.com	*E-mail*	: richard.fung@alsglobal.com		
Telephone	: +852 2959 6059	*Telephone*	: +852 2610 1044		
Facsimile	: +852 2959 6079	*Facsimile*	: +852 2610 2021		
Project	: TCS00975/18 – TSEUNG KWAN O, CROSS BAY LINK	*Quote number*	: HKE/2445/18	*Date received*	: 10-Oct-2018
Order number	: —			*Date of issue*	: 22-Oct-2018
C-O-C number	: —			*No. of samples*	- *Received* : 96
Site	: —				- *Analysed* : 96

This report may not be reproduced except with prior written approval from the testing laboratory.

This document has been signed by those names that appear on this report and are the authorised signatories.

Signatory	*Position*	*Authorised results for:*
Fung Lim Chee, Richard	**General Manager**	**Inorganics**

Report Comments

This report for ALS Technichem (HK) Pty Ltd work order reference HK1852456 supersedes any previous reports with this reference. Testing period is from 10-Oct-2018 to 19-Oct-2018. Results apply to sample(s) as submitted. All pages of this report have been checked and approved for release. When date(s) and/or time(s) are shown bracketed, these have been assumed by the laboratory for process purposes. Abbreviations: CAS number = Chemical Abstract Services number. LOR = Limit of reporting.

Specific Comments for Work Order HK1852456 :

Sample(s) were received in chilled condition.

Water sample(s) analysed and reported on as received basis.

Analytical Results

Sub-Matrix: WATER		Compound	EA025: Suspended Solids (SS)	----	----	----	----
		LOR Unit	1.0 mg/L	----	----	----	----
Client sample ID	Client sampling date / time	Laboratory sample ID	EA/ED: Physical and Aggregate Properties	----	----	----	----
CC1/S/MID-EBB	10-Oct-2018	HK1852456-001	6.1	----	----	----	----
CC1/S/MID-EBB - Duplicate	10-Oct-2018	HK1852456-002	6.2	----	----	----	----
CC1/M/MID-EBB	10-Oct-2018	HK1852456-003	6.9	----	----	----	----
CC1/M/MID-EBB- Duplicate	10-Oct-2018	HK1852456-004	6.6	----	----	----	----
CC1/B/MID-EBB	10-Oct-2018	HK1852456-005	7.9	----	----	----	----
CC1/B/MID-EBB- Duplicate	10-Oct-2018	HK1852456-006	8.3	----	----	----	----
CC2/S/MID-EBB	10-Oct-2018	HK1852456-007	8.4	----	----	----	----
CC2/S/MID-EBB - Duplicate	10-Oct-2018	HK1852456-008	7.8	----	----	----	----
CC2/M/MID-EBB	10-Oct-2018	HK1852456-009	8.9	----	----	----	----
CC2/M/MID-EBB- Duplicate	10-Oct-2018	HK1852456-010	8.6	----	----	----	----
CC2/B/MID-EBB	10-Oct-2018	HK1852456-011	10.6	----	----	----	----
CC2/B/MID-EBB- Duplicate	10-Oct-2018	HK1852456-012	10.9	----	----	----	----
CC3/S/MID-EBB	10-Oct-2018	HK1852456-013	4.5	----	----	----	----
CC3/S/MID-EBB - Duplicate	10-Oct-2018	HK1852456-014	5.0	----	----	----	----
CC3/M/MID-EBB	10-Oct-2018	HK1852456-015	7.7	----	----	----	----
CC3/M/MID-EBB- Duplicate	10-Oct-2018	HK1852456-016	7.3	----	----	----	----
CC3/B/MID-EBB	10-Oct-2018	HK1852456-017	9.1	----	----	----	----
CC3/B/MID-EBB- Duplicate	10-Oct-2018	HK1852456-018	9.4	----	----	----	----
CC4/M/MID-EBB	10-Oct-2018	HK1852456-021	9.3	----	----	----	----
CC4/M/MID-EBB- Duplicate	10-Oct-2018	HK1852456-022	9.7	----	----	----	----
CC13/S/MID-EBB	10-Oct-2018	HK1852456-025	4.4	----	----	----	----
CC13/S/MID-EBB - Duplicate	10-Oct-2018	HK1852456-026	5.0	----	----	----	----
CC13/M/MID-EBB	10-Oct-2018	HK1852456-027	6.8	----	----	----	----
CC13/M/MID-EBB- Duplicate	10-Oct-2018	HK1852456-028	7.2	----	----	----	----
CC13/B/MID-EBB	10-Oct-2018	HK1852456-029	10.3	----	----	----	----
CC13/B/MID-EBB- Duplicate	10-Oct-2018	HK1852456-030	10.0	----	----	----	----
SW11/S/MID-EBB	10-Oct-2018	HK1852456-031	7.0	----	----	----	----
SW11/S/MID-EBB - Duplicate	10-Oct-2018	HK1852456-032	7.6	----	----	----	----
SW11/B/MID-EBB	10-Oct-2018	HK1852456-035	9.5	----	----	----	----
SW11/B/MID-EBB- Duplicate	10-Oct-2018	HK1852456-036	9.6	----	----	----	----
C3/S/MID-EBB	10-Oct-2018	HK1852456-037	6.0	----	----	----	----

Sub-Matrix: WATER			Compound	EA025: Suspended Solids (SS)	----	----	----	----
			LOR Unit	1.0 mg/L	----	----	----	----
Client sample ID	Client sampling date / time	Laboratory sample ID		EA/ED: Physical and Aggregate Properties	----	----	----	----
C3/S/MID-EBB - Duplicate	10-Oct-2018	HK1852456-038		6.3	----	----	----	----
C3/M/MID-EBB	10-Oct-2018	HK1852456-039		7.0	----	----	----	----
C3/M/MID-EBB- Duplicate	10-Oct-2018	HK1852456-040		7.3	----	----	----	----
C3/B/MID-EBB	10-Oct-2018	HK1852456-041		9.8	----	----	----	----
C3/B/MID-EBB- Duplicate	10-Oct-2018	HK1852456-042		9.8	----	----	----	----
C4/S/MID-EBB	10-Oct-2018	HK1852456-043		6.7	----	----	----	----
C4/S/MID-EBB - Duplicate	10-Oct-2018	HK1852456-044		7.0	----	----	----	----
C4/M/MID-EBB	10-Oct-2018	HK1852456-045		7.6	----	----	----	----
C4/M/MID-EBB- Duplicate	10-Oct-2018	HK1852456-046		7.5	----	----	----	----
C4/B/MID-EBB	10-Oct-2018	HK1852456-047		11.8	----	----	----	----
C4/B/MID-EBB- Duplicate	10-Oct-2018	HK1852456-048		11.4	----	----	----	----
I1/S/MID-EBB	10-Oct-2018	HK1852456-049		6.4	----	----	----	----
I1/S/MID-EBB - Duplicate	10-Oct-2018	HK1852456-050		6.7	----	----	----	----
I1/M/MID-EBB	10-Oct-2018	HK1852456-051		7.3	----	----	----	----
I1/M/MID-EBB- Duplicate	10-Oct-2018	HK1852456-052		7.3	----	----	----	----
I1/B/MID-EBB	10-Oct-2018	HK1852456-053		9.8	----	----	----	----
I1/B/MID-EBB- Duplicate	10-Oct-2018	HK1852456-054		9.5	----	----	----	----
CC1/S/MID-FLOOD	10-Oct-2018	HK1852456-055		7.5	----	----	----	----
CC1/S/MID-FLOOD - Duplicate	10-Oct-2018	HK1852456-056		7.1	----	----	----	----
CC1/M/MID-FLOOD	10-Oct-2018	HK1852456-057		9.1	----	----	----	----
CC1/M/MID-FLOOD - Duplicate	10-Oct-2018	HK1852456-058		9.4	----	----	----	----
CC1/B/MID-FLOOD	10-Oct-2018	HK1852456-059		12.6	----	----	----	----
CC1/B/MID-FLOOD - Duplicate	10-Oct-2018	HK1852456-060		13.0	----	----	----	----
CC2/S/MID-FLOOD	10-Oct-2018	HK1852456-061		7.6	----	----	----	----
CC2/S/MID-FLOOD - Duplicate	10-Oct-2018	HK1852456-062		7.7	----	----	----	----
CC2/M/MID-FLOOD	10-Oct-2018	HK1852456-063		7.8	----	----	----	----
CC2/M/MID-FLOOD - Duplicate	10-Oct-2018	HK1852456-064		8.0	----	----	----	----
CC2/B/MID-FLOOD	10-Oct-2018	HK1852456-065		8.9	----	----	----	----
CC2/B/MID-FLOOD - Duplicate	10-Oct-2018	HK1852456-066		8.8	----	----	----	----
CC3/S/MID-FLOOD	10-Oct-2018	HK1852456-067		5.0	----	----	----	----
CC3/S/MID-FLOOD - Duplicate	10-Oct-2018	HK1852456-068		5.4	----	----	----	----
CC3/M/MID-FLOOD	10-Oct-2018	HK1852456-069		6.2	----	----	----	----
CC3/M/MID-FLOOD - Duplicate	10-Oct-2018	HK1852456-070		6.4	----	----	----	----

Sub-Matrix: WATER			Compound	EA025: Suspended Solids (SS)	----	----	----	----
			LOR Unit	1.0 mg/L	----	----	----	----
Client sample ID	Client sampling date / time	Laboratory sample ID		EA/ED: Physical and Aggregate Properties	----	----	----	----
CC3/B/MID-FLOOD	10-Oct-2018	HK1852456-071		7.2	----	----	----	----
CC3/B/MID-FLOOD - Duplicate	10-Oct-2018	HK1852456-072		7.4	----	----	----	----
CC4/M/MID-FLOOD	10-Oct-2018	HK1852456-075		10.1	----	----	----	----
CC4/M/MID-FLOOD - Duplicate	10-Oct-2018	HK1852456-076		9.8	----	----	----	----
CC13/S/MID-FLOOD	10-Oct-2018	HK1852456-079		5.1	----	----	----	----
CC13/S/MID-FLOOD - Duplicate	10-Oct-2018	HK1852456-080		5.0	----	----	----	----
CC13/M/MID-FLOOD	10-Oct-2018	HK1852456-081		6.2	----	----	----	----
CC13/M/MID-FLOOD - Duplicate	10-Oct-2018	HK1852456-082		6.7	----	----	----	----
CC13/B/MID-FLOOD	10-Oct-2018	HK1852456-083		9.7	----	----	----	----
CC13/B/MID-FLOOD - Duplicate	10-Oct-2018	HK1852456-084		9.5	----	----	----	----
SW11/S/MID-FLOOD	10-Oct-2018	HK1852456-085		6.3	----	----	----	----
SW11/S/MID-FLOOD - Duplicate	10-Oct-2018	HK1852456-086		6.0	----	----	----	----
SW11/B/MID-FLOOD	10-Oct-2018	HK1852456-089		10.1	----	----	----	----
SW11/B/MID-FLOOD - Duplicate	10-Oct-2018	HK1852456-090		10.0	----	----	----	----
C3/S/MID-FLOOD	10-Oct-2018	HK1852456-091		3.9	----	----	----	----
C3/S/MID-FLOOD - Duplicate	10-Oct-2018	HK1852456-092		4.3	----	----	----	----
C3/M/MID-FLOOD	10-Oct-2018	HK1852456-093		4.7	----	----	----	----
C3/M/MID-FLOOD - Duplicate	10-Oct-2018	HK1852456-094		5.0	----	----	----	----
C3/B/MID-FLOOD	10-Oct-2018	HK1852456-095		6.5	----	----	----	----
C3/B/MID-FLOOD - Duplicate	10-Oct-2018	HK1852456-096		6.3	----	----	----	----
C4/S/MID-FLOOD	10-Oct-2018	HK1852456-097		5.9	----	----	----	----
C4/S/MID-FLOOD - Duplicate	10-Oct-2018	HK1852456-098		6.3	----	----	----	----
C4/M/MID-FLOOD	10-Oct-2018	HK1852456-099		6.4	----	----	----	----
C4/M/MID-FLOOD - Duplicate	10-Oct-2018	HK1852456-100		6.2	----	----	----	----
C4/B/MID-FLOOD	10-Oct-2018	HK1852456-101		8.6	----	----	----	----
C4/B/MID-FLOOD - Duplicate	10-Oct-2018	HK1852456-102		8.9	----	----	----	----
I1/S/MID-FLOOD	10-Oct-2018	HK1852456-103		4.6	----	----	----	----
I1/S/MID-FLOOD - Duplicate	10-Oct-2018	HK1852456-104		4.5	----	----	----	----
I1/M/MID-FLOOD	10-Oct-2018	HK1852456-105		5.7	----	----	----	----
I1/M/MID-FLOOD - Duplicate	10-Oct-2018	HK1852456-106		6.0	----	----	----	----
I1/B/MID-FLOOD	10-Oct-2018	HK1852456-107		7.3	----	----	----	----
I1/B/MID-FLOOD - Duplicate	10-Oct-2018	HK1852456-108		7.2	----	----	----	----

Laboratory Duplicate (DUP) Report

Matrix: **WATER**

Laboratory sample ID	Client sample ID	Method: Compound	CAS Number	LOR	Unit	Original Result	Duplicate Result	RPD (%)
				Laboratory Duplicate (DUP) Report				
EA/ED: Physical and Aggregate Properties (QC Lot: 1977721)								
HK1852456-001	CC1/S/MID-EBB	EA025: Suspended Solids (SS)	----	0.5	mg/L	6.1	5.7	5.93
HK1852456-011	CC2/B/MID-EBB	EA025: Suspended Solids (SS)	----	0.5	mg/L	10.6	10.4	2.14
EA/ED: Physical and Aggregate Properties (QC Lot: 1977722)								
HK1852456-025	CC13/S/MID-EBB	EA025: Suspended Solids (SS)	----	0.5	mg/L	4.4	4.7	6.63
HK1852456-037	C3/S/MID-EBB	EA025: Suspended Solids (SS)	----	0.5	mg/L	6.0	6.2	4.10
EA/ED: Physical and Aggregate Properties (QC Lot: 1977723)								
HK1852456-047	C4/B/MID-EBB	EA025: Suspended Solids (SS)	----	0.5	mg/L	11.8	11.3	4.34
HK1852456-057	CC1/M/MID-FLOOD	EA025: Suspended Solids (SS)	----	0.5	mg/L	9.1	9.5	4.56
EA/ED: Physical and Aggregate Properties (QC Lot: 1977724)								
HK1852456-067	CC3/S/MID-FLOOD	EA025: Suspended Solids (SS)	----	0.5	mg/L	5.0	4.7	5.18
HK1852456-081	CC13/M/MID-FLOOD	EA025: Suspended Solids (SS)	----	0.5	mg/L	6.2	6.6	5.07
EA/ED: Physical and Aggregate Properties (QC Lot: 1977725)								
HK1852456-093	C3/M/MID-FLOOD	EA025: Suspended Solids (SS)	----	0.5	mg/L	4.7	5.2	10.1
HK1852456-103	I1/S/MID-FLOOD	EA025: Suspended Solids (SS)	----	0.5	mg/L	4.6	4.9	7.92

Method Blank (MB), Laboratory Control Spike (LCS) and Laboratory Control Spike Duplicate (DCS) Report

Matrix: **WATER**

Method: Compound	CAS Number	LOR	Unit	Result	Spike Concentration	Spike Recovery (%) LCS	Spike Recovery (%) DCS	Recovery Limits (%) Low	Recovery Limits (%) High	RPDs (%) Value	RPDs (%) Control Limit
		Method Blank (MB) Report			Laboratory Control Spike (LCS) and Laboratory Control Spike Duplicate (DCS) Report						
EA/ED: Physical and Aggregate Properties (QCLot: 1977721)											
EA025: Suspended Solids (SS)	----	0.5	mg/L	<0.5	20 mg/L	107	----	85	115	----	----
EA/ED: Physical and Aggregate Properties (QCLot: 1977722)											
EA025: Suspended Solids (SS)	----	0.5	mg/L	<0.5	20 mg/L	102	----	85	115	----	----
EA/ED: Physical and Aggregate Properties (QCLot: 1977723)											
EA025: Suspended Solids (SS)	----	0.5	mg/L	<0.5	20 mg/L	101	----	85	115	----	----
EA/ED: Physical and Aggregate Properties (QCLot: 1977724)											
EA025: Suspended Solids (SS)	----	0.5	mg/L	<0.5	20 mg/L	99.0	----	85	115	----	----
EA/ED: Physical and Aggregate Properties (QCLot: 1977725)											
EA025: Suspended Solids (SS)	----	0.5	mg/L	<0.5	20 mg/L	101	----	85	115	----	----

Matrix Spike (MS) and Matrix Spike Duplicate (MSD) Report

- **No Matrix Spike (MS) or Matrix Spike Duplicate (MSD) Results are required to be reported.**

ALS Technichem (HK) Pty Ltd

ALS Laboratory Group

ANALYICAL CHEMISTRY & TESTING SERVICES

CERTIFICATE OF ANALYSIS

Client	: ACTION UNITED ENVIRONMENT SERVICES AND CONSULTING	*Laboratory*	: ALS Technichem (HK) Pty Ltd	*Page*	: 1 of 6
Contact	: MR T W TAM	*Contact*	: Richard Fung	*Work Order*	: **HK1852461**
Address	: RM A 20/F., GOLD KING IND BLDG, NO. 35-41 TAI LIN PAI ROAD, KWAI CHUNG, N.T. HONG KONG	*Address*	: 11/F., Chung Shun Knitting Centre, 1 - 3 Wing Yip Street, Kwai Chung, N.T., Hong Kong		
E-mail	: Twtam@fordbusiness.com	*E-mail*	: richard.fung@alsglobal.com		
Telephone	: +852 2959 6059	*Telephone*	: +852 2610 1044		
Facsimile	: +852 2959 6079	*Facsimile*	: +852 2610 2021		
Project	: TCS00975/18 – TSEUNG KWAN O, CROSS BAY LINK	*Quote number*	: HKE/2445/18	*Date received*	: 12-Oct-2018
Order number	: —			*Date of issue*	: 24-Oct-2018
C-O-C number	: —			*No. of samples*	- *Received* : 96
Site	: —				- *Analysed* : 96

This report may not be reproduced except with prior written approval from the testing laboratory.

This document has been signed by those names that appear on this report and are the authorised signatories.

Signatory	*Position*	*Authorised results for:*
Fung Lim Chee, Richard	**General Manager**	**Inorganics**

Report Comments

This report for ALS Technichem (HK) Pty Ltd work order reference HK1852461 supersedes any previous reports with this reference. Testing period is from 12-Oct-2018 to 24-Oct-2018. Results apply to sample(s) as submitted. All pages of this report have been checked and approved for release. When date(s) and/or time(s) are shown bracketed, these have been assumed by the laboratory for process purposes. Abbreviations: CAS number = Chemical Abstract Services number. LOR = Limit of reporting.

Specific Comments for Work Order HK1852461 :

Sample(s) were received in chilled condition.

Water sample(s) analysed and reported on as received basis.

Analytical Results

Sub-Matrix: WATER		Compound	EA025: Suspended Solids (SS)	----	----	----	----
		LOR Unit	1.0 mg/L	----	----	----	----
Client sample ID	Client sampling date / time	Laboratory sample ID	EA/ED: Physical and Aggregate Properties	----	----	----	----
CC1/S/MID-EBB	12-Oct-2018	HK1852461-001	2.6	----	----	----	----
CC1/S/MID-EBB - Duplicate	12-Oct-2018	HK1852461-002	2.9	----	----	----	----
CC1/M/MID-EBB	12-Oct-2018	HK1852461-003	2.7	----	----	----	----
CC1/M/MID-EBB- Duplicate	12-Oct-2018	HK1852461-004	2.4	----	----	----	----
CC1/B/MID-EBB	12-Oct-2018	HK1852461-005	2.3	----	----	----	----
CC1/B/MID-EBB- Duplicate	12-Oct-2018	HK1852461-006	2.1	----	----	----	----
CC2/S/MID-EBB	12-Oct-2018	HK1852461-007	2.6	----	----	----	----
CC2/S/MID-EBB - Duplicate	12-Oct-2018	HK1852461-008	3.0	----	----	----	----
CC2/M/MID-EBB	12-Oct-2018	HK1852461-009	2.2	----	----	----	----
CC2/M/MID-EBB- Duplicate	12-Oct-2018	HK1852461-010	2.8	----	----	----	----
CC2/B/MID-EBB	12-Oct-2018	HK1852461-011	4.1	----	----	----	----
CC2/B/MID-EBB- Duplicate	12-Oct-2018	HK1852461-012	2.8	----	----	----	----
CC3/S/MID-EBB	12-Oct-2018	HK1852461-013	1.5	----	----	----	----
CC3/S/MID-EBB - Duplicate	12-Oct-2018	HK1852461-014	1.6	----	----	----	----
CC3/M/MID-EBB	12-Oct-2018	HK1852461-015	2.4	----	----	----	----
CC3/M/MID-EBB- Duplicate	12-Oct-2018	HK1852461-016	1.8	----	----	----	----
CC3/B/MID-EBB	12-Oct-2018	HK1852461-017	3.1	----	----	----	----
CC3/B/MID-EBB- Duplicate	12-Oct-2018	HK1852461-018	2.3	----	----	----	----
CC4/M/MID-EBB	12-Oct-2018	HK1852461-021	5.5	----	----	----	----
CC4/M/MID-EBB- Duplicate	12-Oct-2018	HK1852461-022	4.2	----	----	----	----
CC13/S/MID-EBB	12-Oct-2018	HK1852461-025	3.7	----	----	----	----
CC13/S/MID-EBB - Duplicate	12-Oct-2018	HK1852461-026	3.1	----	----	----	----
CC13/M/MID-EBB	12-Oct-2018	HK1852461-027	3.6	----	----	----	----
CC13/M/MID-EBB- Duplicate	12-Oct-2018	HK1852461-028	4.3	----	----	----	----
CC13/B/MID-EBB	12-Oct-2018	HK1852461-029	5.1	----	----	----	----
CC13/B/MID-EBB- Duplicate	12-Oct-2018	HK1852461-030	5.2	----	----	----	----
SW11/S/MID-EBB	12-Oct-2018	HK1852461-031	2.4	----	----	----	----
SW11/S/MID-EBB - Duplicate	12-Oct-2018	HK1852461-032	2.3	----	----	----	----
SW11/B/MID-EBB	12-Oct-2018	HK1852461-035	1.6	----	----	----	----
SW11/B/MID-EBB- Duplicate	12-Oct-2018	HK1852461-036	2.1	----	----	----	----
C3/S/MID-EBB	12-Oct-2018	HK1852461-037	3.5	----	----	----	----

Sub-Matrix: WATER			Compound	EA025: Suspended Solids (SS)	----	----	----	----
			LOR Unit	1.0 mg/L	----	----	----	----
Client sample ID	Client sampling date / time	Laboratory sample ID		EA/ED: Physical and Aggregate Properties	----	----	----	----
C3/S/MID-EBB - Duplicate	12-Oct-2018	HK1852461-038		3.4	----	----	----	----
C3/M/MID-EBB	12-Oct-2018	HK1852461-039		3.8	----	----	----	----
C3/M/MID-EBB- Duplicate	12-Oct-2018	HK1852461-040		2.9	----	----	----	----
C3/B/MID-EBB	12-Oct-2018	HK1852461-041		4.5	----	----	----	----
C3/B/MID-EBB- Duplicate	12-Oct-2018	HK1852461-042		3.7	----	----	----	----
C4/S/MID-EBB	12-Oct-2018	HK1852461-043		4.1	----	----	----	----
C4/S/MID-EBB - Duplicate	12-Oct-2018	HK1852461-044		3.8	----	----	----	----
C4/M/MID-EBB	12-Oct-2018	HK1852461-045		4.1	----	----	----	----
C4/M/MID-EBB- Duplicate	12-Oct-2018	HK1852461-046		3.6	----	----	----	----
C4/B/MID-EBB	12-Oct-2018	HK1852461-047		3.8	----	----	----	----
C4/B/MID-EBB- Duplicate	12-Oct-2018	HK1852461-048		4.9	----	----	----	----
I1/S/MID-EBB	12-Oct-2018	HK1852461-049		<1.0	----	----	----	----
I1/S/MID-EBB - Duplicate	12-Oct-2018	HK1852461-050		1.2	----	----	----	----
I1/M/MID-EBB	12-Oct-2018	HK1852461-051		1.4	----	----	----	----
I1/M/MID-EBB- Duplicate	12-Oct-2018	HK1852461-052		1.8	----	----	----	----
I1/B/MID-EBB	12-Oct-2018	HK1852461-053		1.6	----	----	----	----
I1/B/MID-EBB- Duplicate	12-Oct-2018	HK1852461-054		2.2	----	----	----	----
CC1/S/MID-FLOOD	12-Oct-2018	HK1852461-055		2.2	----	----	----	----
CC1/S/MID-FLOOD - Duplicate	12-Oct-2018	HK1852461-056		2.6	----	----	----	----
CC1/M/MID-FLOOD	12-Oct-2018	HK1852461-057		2.8	----	----	----	----
CC1/M/MID-FLOOD - Duplicate	12-Oct-2018	HK1852461-058		2.9	----	----	----	----
CC1/B/MID-FLOOD	12-Oct-2018	HK1852461-059		2.2	----	----	----	----
CC1/B/MID-FLOOD - Duplicate	12-Oct-2018	HK1852461-060		2.9	----	----	----	----
CC2/S/MID-FLOOD	12-Oct-2018	HK1852461-061		2.8	----	----	----	----
CC2/S/MID-FLOOD - Duplicate	12-Oct-2018	HK1852461-062		2.2	----	----	----	----
CC2/M/MID-FLOOD	12-Oct-2018	HK1852461-063		3.6	----	----	----	----
CC2/M/MID-FLOOD - Duplicate	12-Oct-2018	HK1852461-064		3.7	----	----	----	----
CC2/B/MID-FLOOD	12-Oct-2018	HK1852461-065		2.5	----	----	----	----
CC2/B/MID-FLOOD - Duplicate	12-Oct-2018	HK1852461-066		3.1	----	----	----	----
CC3/S/MID-FLOOD	12-Oct-2018	HK1852461-067		4.0	----	----	----	----
CC3/S/MID-FLOOD - Duplicate	12-Oct-2018	HK1852461-068		4.8	----	----	----	----
CC3/M/MID-FLOOD	12-Oct-2018	HK1852461-069		3.6	----	----	----	----
CC3/M/MID-FLOOD - Duplicate	12-Oct-2018	HK1852461-070		3.1	----	----	----	----

Sub-Matrix: WATER			Compound	EA025: Suspended Solids (SS)	----	----	----	----
			LOR Unit	1.0 mg/L	----	----	----	----
Client sample ID	Client sampling date / time	Laboratory sample ID		EA/ED: Physical and Aggregate Properties	----	----	----	----
CC3/B/MID-FLOOD	12-Oct-2018	HK1852461-071		2.9	----	----	----	----
CC3/B/MID-FLOOD - Duplicate	12-Oct-2018	HK1852461-072		3.7	----	----	----	----
CC4/M/MID-FLOOD	12-Oct-2018	HK1852461-075		14.9	----	----	----	----
CC4/M/MID-FLOOD - Duplicate	12-Oct-2018	HK1852461-076		16.8	----	----	----	----
CC13/S/MID-FLOOD	12-Oct-2018	HK1852461-077		1.6	----	----	----	----
CC13/S/MID-FLOOD - Duplicate	12-Oct-2018	HK1852461-080		2.1	----	----	----	----
CC13/M/MID-FLOOD	12-Oct-2018	HK1852461-081		4.4	----	----	----	----
CC13/M/MID-FLOOD - Duplicate	12-Oct-2018	HK1852461-082		4.7	----	----	----	----
CC13/B/MID-FLOOD	12-Oct-2018	HK1852461-083		2.9	----	----	----	----
CC13/B/MID-FLOOD - Duplicate	12-Oct-2018	HK1852461-084		2.9	----	----	----	----
SW11/S/MID-FLOOD	12-Oct-2018	HK1852461-085		3.3	----	----	----	----
SW11/S/MID-FLOOD - Duplicate	12-Oct-2018	HK1852461-086		2.7	----	----	----	----
SW11/B/MID-FLOOD	12-Oct-2018	HK1852461-089		3.3	----	----	----	----
SW11/B/MID-FLOOD - Duplicate	12-Oct-2018	HK1852461-090		2.6	----	----	----	----
C3/S/MID-FLOOD	12-Oct-2018	HK1852461-091		3.3	----	----	----	----
C3/S/MID-FLOOD - Duplicate	12-Oct-2018	HK1852461-092		4.5	----	----	----	----
C3/M/MID-FLOOD	12-Oct-2018	HK1852461-093		2.7	----	----	----	----
C3/M/MID-FLOOD - Duplicate	12-Oct-2018	HK1852461-094		2.3	----	----	----	----
C3/B/MID-FLOOD	12-Oct-2018	HK1852461-095		3.0	----	----	----	----
C3/B/MID-FLOOD - Duplicate	12-Oct-2018	HK1852461-096		2.2	----	----	----	----
C4/S/MID-FLOOD	12-Oct-2018	HK1852461-097		2.2	----	----	----	----
C4/S/MID-FLOOD - Duplicate	12-Oct-2018	HK1852461-098		2.2	----	----	----	----
C4/M/MID-FLOOD	12-Oct-2018	HK1852461-099		1.6	----	----	----	----
C4/M/MID-FLOOD - Duplicate	12-Oct-2018	HK1852461-100		1.4	----	----	----	----
C4/B/MID-FLOOD	12-Oct-2018	HK1852461-101		1.5	----	----	----	----
C4/B/MID-FLOOD - Duplicate	12-Oct-2018	HK1852461-102		1.7	----	----	----	----
I1/S/MID-FLOOD	12-Oct-2018	HK1852461-103		2.3	----	----	----	----
I1/S/MID-FLOOD - Duplicate	12-Oct-2018	HK1852461-104		2.4	----	----	----	----
I1/M/MID-FLOOD	12-Oct-2018	HK1852461-105		1.2	----	----	----	----
I1/M/MID-FLOOD - Duplicate	12-Oct-2018	HK1852461-106		2.3	----	----	----	----
I1/B/MID-FLOOD	12-Oct-2018	HK1852461-107		3.0	----	----	----	----
I1/B/MID-FLOOD - Duplicate	12-Oct-2018	HK1852461-108		2.6	----	----	----	----

Laboratory Duplicate (DUP) Report

Matrix: **WATER**

Laboratory sample ID	Client sample ID	Method: Compound	CAS Number	Laboratory Duplicate (DUP) Report LOR	Unit	Original Result	Duplicate Result	RPD (%)
EA/ED: Physical and Aggregate Properties (QC Lot: 1996757)								
HK1852461-001	CC1/S/MID-EBB	EA025: Suspended Solids (SS)	----	0.5	mg/L	2.6	3.4	23.3
HK1852461-011	CC2/B/MID-EBB	EA025: Suspended Solids (SS)	----	0.5	mg/L	4.1	4.1	0.00
EA/ED: Physical and Aggregate Properties (QC Lot: 1996758)								
HK1852461-025	CC13/S/MID-EBB	EA025: Suspended Solids (SS)	----	0.5	mg/L	3.7	3.9	4.59
HK1852461-037	C3/S/MID-EBB	EA025: Suspended Solids (SS)	----	0.5	mg/L	3.5	3.4	5.09
EA/ED: Physical and Aggregate Properties (QC Lot: 1996759)								
HK1852461-047	C4/B/MID-EBB	EA025: Suspended Solids (SS)	----	0.5	mg/L	3.8	4.5	15.6
HK1852461-057	CC1/M/MID-FLOOD	EA025: Suspended Solids (SS)	----	0.5	mg/L	2.8	3.2	12.6
EA/ED: Physical and Aggregate Properties (QC Lot: 1996760)								
HK1852461-067	CC3/S/MID-FLOOD	EA025: Suspended Solids (SS)	----	0.5	mg/L	4.0	4.6	14.6
HK1852461-081	CC13/M/MID-FLOOD	EA025: Suspended Solids (SS)	----	0.5	mg/L	4.4	4.6	3.88
EA/ED: Physical and Aggregate Properties (QC Lot: 1996761)								
HK1852461-093	C3/M/MID-FLOOD	EA025: Suspended Solids (SS)	----	0.5	mg/L	2.7	3.0	7.93
HK1852461-103	I1/S/MID-FLOOD	EA025: Suspended Solids (SS)	----	0.5	mg/L	2.3	2.4	7.41

Method Blank (MB), Laboratory Control Spike (LCS) and Laboratory Control Spike Duplicate (DCS) Report

Matrix: **WATER**

Method: Compound	CAS Number	Method Blank (MB) Report LOR	Unit	Result	Laboratory Control Spike (LCS) and Laboratory Control Spike Duplicate (DCS) Report Spike Concentration	Spike Recovery (%) LCS	DCS	Recovery Limits (%) Low	High	RPDs (%) Value	Control Limit
EA/ED: Physical and Aggregate Properties (QCLot: 1996757)											
EA025: Suspended Solids (SS)	----	0.5	mg/L	<0.5	20 mg/L	90.0	----	85	115	----	----
EA/ED: Physical and Aggregate Properties (QCLot: 1996758)											
EA025: Suspended Solids (SS)	----	0.5	mg/L	<0.5	20 mg/L	102	----	85	115	----	----
EA/ED: Physical and Aggregate Properties (QCLot: 1996759)											
EA025: Suspended Solids (SS)	----	0.5	mg/L	<0.5	20 mg/L	106	----	85	115	----	----
EA/ED: Physical and Aggregate Properties (QCLot: 1996760)											
EA025: Suspended Solids (SS)	----	0.5	mg/L	<0.5	20 mg/L	98.5	----	85	115	----	----
EA/ED: Physical and Aggregate Properties (QCLot: 1996761)											
EA025: Suspended Solids (SS)	----	0.5	mg/L	<0.5	20 mg/L	102	----	85	115	----	----

Matrix Spike (MS) and Matrix Spike Duplicate (MSD) Report

- **No Matrix Spike (MS) or Matrix Spike Duplicate (MSD) Results are required to be reported.**

ALS Technichem (HK) Pty Ltd

ALS Laboratory Group

ANALYICAL CHEMISTRY & TESTING SERVICES

CERTIFICATE OF ANALYSIS

Client	: ACTION UNITED ENVIRONMENT SERVICES AND CONSULTING	*Laboratory*	: ALS Technichem (HK) Pty Ltd	*Page*	: 1 of 6
Contact	: MR T W TAM	*Contact*	: Richard Fung	*Work Order*	: **HK1853836**
Address	: RM A 20/F., GOLD KING IND BLDG, NO. 35-41 TAI LIN PAI ROAD, KWAI CHUNG, N.T. HONG KONG	*Address*	: 11/F., Chung Shun Knitting Centre, 1 - 3 Wing Yip Street, Kwai Chung, N.T., Hong Kong		
E-mail	: Twtam@fordbusiness.com	*E-mail*	: richard.fung@alsglobal.com		
Telephone	: +852 2959 6059	*Telephone*	: +852 2610 1044		
Facsimile	: +852 2959 6079	*Facsimile*	: +852 2610 2021		
Project	: TCS00975/18 – TSEUNG KWAN O, CROSS BAY LINK	*Quote number*	: HKE/2445/18	*Date received*	: 14-Oct-2018
Order number	: —			*Date of issue*	: 25-Oct-2018
C-O-C number	: —			*No. of samples*	- *Received* : 96
Site	: —				- *Analysed* : 96

This report may not be reproduced except with prior written approval from the testing laboratory.

This document has been signed by those names that appear on this report and are the authorised signatories.

Signatory	*Position*	*Authorised results for:*
Fung Lim Chee, Richard	**General Manager**	**Inorganics**

Report Comments

This report for ALS Technichem (HK) Pty Ltd work order reference HK1853836 supersedes any previous reports with this reference. Testing period is from 14-Oct-2018 to 25-Oct-2018. Results apply to sample(s) as submitted. All pages of this report have been checked and approved for release. When date(s) and/or time(s) are shown bracketed, these have been assumed by the laboratory for process purposes. Abbreviations: CAS number = Chemical Abstract Services number. LOR = Limit of reporting.

Specific Comments for Work Order HK1853836 :

Sample(s) were received in chilled condition.

Water sample(s) analysed and reported on as received basis.

Analytical Results

Sub-Matrix: WATER		Compound	EA025: Suspended Solids (SS)	----	----	----	----
		LOR Unit	1.0 mg/L	----	----	----	----
Client sample ID	Client sampling date / time	Laboratory sample ID	EA/ED: Physical and Aggregate Properties	----	----	----	----
CC1/S/MID-EBB	14-Oct-2018	HK1853836-001	9.0	----	----	----	----
CC1/S/MID-EBB - Duplicate	14-Oct-2018	HK1853836-002	6.1	----	----	----	----
CC1/M/MID-EBB	14-Oct-2018	HK1853836-003	5.9	----	----	----	----
CC1/M/MID-EBB- Duplicate	14-Oct-2018	HK1853836-004	7.4	----	----	----	----
CC1/B/MID-EBB	14-Oct-2018	HK1853836-005	7.6	----	----	----	----
CC1/B/MID-EBB- Duplicate	14-Oct-2018	HK1853836-006	7.6	----	----	----	----
CC2/S/MID-EBB	14-Oct-2018	HK1853836-007	6.8	----	----	----	----
CC2/S/MID-EBB - Duplicate	14-Oct-2018	HK1853836-008	7.1	----	----	----	----
CC2/M/MID-EBB	14-Oct-2018	HK1853836-009	6.2	----	----	----	----
CC2/M/MID-EBB- Duplicate	14-Oct-2018	HK1853836-010	5.7	----	----	----	----
CC2/B/MID-EBB	14-Oct-2018	HK1853836-011	7.1	----	----	----	----
CC2/B/MID-EBB- Duplicate	14-Oct-2018	HK1853836-012	7.4	----	----	----	----
CC3/S/MID-EBB	14-Oct-2018	HK1853836-013	5.2	----	----	----	----
CC3/S/MID-EBB - Duplicate	14-Oct-2018	HK1853836-014	4.6	----	----	----	----
CC3/M/MID-EBB	14-Oct-2018	HK1853836-015	4.2	----	----	----	----
CC3/M/MID-EBB- Duplicate	14-Oct-2018	HK1853836-016	4.8	----	----	----	----
CC3/B/MID-EBB	14-Oct-2018	HK1853836-017	6.1	----	----	----	----
CC3/B/MID-EBB- Duplicate	14-Oct-2018	HK1853836-018	7.2	----	----	----	----
CC4/M/MID-EBB	14-Oct-2018	HK1853836-021	7.9	----	----	----	----
CC4/M/MID-EBB- Duplicate	14-Oct-2018	HK1853836-022	8.1	----	----	----	----
CC13/S/MID-EBB	14-Oct-2018	HK1853836-025	6.0	----	----	----	----
CC13/S/MID-EBB - Duplicate	14-Oct-2018	HK1853836-026	6.6	----	----	----	----
CC13/M/MID-EBB	14-Oct-2018	HK1853836-027	6.8	----	----	----	----
CC13/M/MID-EBB- Duplicate	14-Oct-2018	HK1853836-028	6.1	----	----	----	----
CC13/B/MID-EBB	14-Oct-2018	HK1853836-029	5.7	----	----	----	----
CC13/B/MID-EBB- Duplicate	14-Oct-2018	HK1853836-030	5.9	----	----	----	----
SW11/S/MID-EBB	14-Oct-2018	HK1853836-031	6.5	----	----	----	----
SW11/S/MID-EBB - Duplicate	14-Oct-2018	HK1853836-032	6.9	----	----	----	----
SW11/B/MID-EBB	14-Oct-2018	HK1853836-035	5.0	----	----	----	----
SW11/B/MID-EBB- Duplicate	14-Oct-2018	HK1853836-036	5.9	----	----	----	----
C3/S/MID-EBB	14-Oct-2018	HK1853836-037	10.3	----	----	----	----

Sub-Matrix: WATER		Compound	EA025: Suspended Solids (SS)	----	----	----	----
		LOR Unit	1.0 mg/L	----	----	----	----
Client sample ID	Client sampling date / time	Laboratory sample ID	EA/ED: Physical and Aggregate Properties	----	----	----	----
C3/S/MID-EBB - Duplicate	14-Oct-2018	HK1853836-038	9.9	----	----	----	----
C3/M/MID-EBB	14-Oct-2018	HK1853836-039	7.3	----	----	----	----
C3/M/MID-EBB- Duplicate	14-Oct-2018	HK1853836-040	6.2	----	----	----	----
C3/B/MID-EBB	14-Oct-2018	HK1853836-041	5.1	----	----	----	----
C3/B/MID-EBB- Duplicate	14-Oct-2018	HK1853836-042	6.0	----	----	----	----
C4/S/MID-EBB	14-Oct-2018	HK1853836-043	5.3	----	----	----	----
C4/S/MID-EBB - Duplicate	14-Oct-2018	HK1853836-044	6.2	----	----	----	----
C4/M/MID-EBB	14-Oct-2018	HK1853836-045	4.4	----	----	----	----
C4/M/MID-EBB- Duplicate	14-Oct-2018	HK1853836-046	5.1	----	----	----	----
C4/B/MID-EBB	14-Oct-2018	HK1853836-047	5.5	----	----	----	----
C4/B/MID-EBB- Duplicate	14-Oct-2018	HK1853836-048	6.1	----	----	----	----
I1/S/MID-EBB	14-Oct-2018	HK1853836-049	7.6	----	----	----	----
I1/S/MID-EBB - Duplicate	14-Oct-2018	HK1853836-050	8.7	----	----	----	----
I1/M/MID-EBB	14-Oct-2018	HK1853836-051	9.9	----	----	----	----
I1/M/MID-EBB- Duplicate	14-Oct-2018	HK1853836-052	9.3	----	----	----	----
I1/B/MID-EBB	14-Oct-2018	HK1853836-053	4.3	----	----	----	----
I1/B/MID-EBB- Duplicate	14-Oct-2018	HK1853836-054	4.6	----	----	----	----
CC1/S/MID-FLOOD	14-Oct-2018	HK1853836-055	6.5	----	----	----	----
CC1/S/MID-FLOOD - Duplicate	14-Oct-2018	HK1853836-056	7.8	----	----	----	----
CC1/M/MID-FLOOD	14-Oct-2018	HK1853836-057	5.3	----	----	----	----
CC1/M/MID-FLOOD - Duplicate	14-Oct-2018	HK1853836-058	5.7	----	----	----	----
CC1/B/MID-FLOOD	14-Oct-2018	HK1853836-059	7.3	----	----	----	----
CC1/B/MID-FLOOD - Duplicate	14-Oct-2018	HK1853836-060	7.3	----	----	----	----
CC2/S/MID-FLOOD	14-Oct-2018	HK1853836-061	7.0	----	----	----	----
CC2/S/MID-FLOOD - Duplicate	14-Oct-2018	HK1853836-062	7.2	----	----	----	----
CC2/M/MID-FLOOD	14-Oct-2018	HK1853836-063	7.5	----	----	----	----
CC2/M/MID-FLOOD - Duplicate	14-Oct-2018	HK1853836-064	8.7	----	----	----	----
CC2/B/MID-FLOOD	14-Oct-2018	HK1853836-065	6.1	----	----	----	----
CC2/B/MID-FLOOD - Duplicate	14-Oct-2018	HK1853836-066	5.8	----	----	----	----
CC3/S/MID-FLOOD	14-Oct-2018	HK1853836-067	5.7	----	----	----	----
CC3/S/MID-FLOOD - Duplicate	14-Oct-2018	HK1853836-068	4.7	----	----	----	----
CC3/M/MID-FLOOD	14-Oct-2018	HK1853836-069	3.1	----	----	----	----
CC3/M/MID-FLOOD - Duplicate	14-Oct-2018	HK1853836-070	2.5	----	----	----	----

Sub-Matrix: WATER			Compound	EA025: Suspended Solids (SS)	----	----	----	----
			LOR Unit	1.0 mg/L	----	----	----	----
Client sample ID	Client sampling date / time	Laboratory sample ID		EA/ED: Physical and Aggregate Properties	----	----	----	----
CC3/B/MID-FLOOD	14-Oct-2018	HK1853836-071		3.7	----	----	----	----
CC3/B/MID-FLOOD - Duplicate	14-Oct-2018	HK1853836-072		4.0	----	----	----	----
CC4/M/MID-FLOOD	14-Oct-2018	HK1853836-075		6.5	----	----	----	----
CC4/M/MID-FLOOD - Duplicate	14-Oct-2018	HK1853836-076		7.5	----	----	----	----
CC13/S/MID-FLOOD	14-Oct-2018	HK1853836-079		5.7	----	----	----	----
CC13/S/MID-FLOOD - Duplicate	14-Oct-2018	HK1853836-080		6.6	----	----	----	----
CC13/M/MID-FLOOD	14-Oct-2018	HK1853836-081		4.2	----	----	----	----
CC13/M/MID-FLOOD - Duplicate	14-Oct-2018	HK1853836-082		4.9	----	----	----	----
CC13/B/MID-FLOOD	14-Oct-2018	HK1853836-083		9.8	----	----	----	----
CC13/B/MID-FLOOD - Duplicate	14-Oct-2018	HK1853836-084		10.5	----	----	----	----
SW11/S/MID-FLOOD	14-Oct-2018	HK1853836-085		4.4	----	----	----	----
SW11/S/MID-FLOOD - Duplicate	14-Oct-2018	HK1853836-086		4.4	----	----	----	----
SW11/B/MID-FLOOD	14-Oct-2018	HK1853836-089		7.5	----	----	----	----
SW11/B/MID-FLOOD - Duplicate	14-Oct-2018	HK1853836-090		6.1	----	----	----	----
C3/S/MID-FLOOD	14-Oct-2018	HK1853836-091		8.2	----	----	----	----
C3/S/MID-FLOOD - Duplicate	14-Oct-2018	HK1853836-092		8.2	----	----	----	----
C3/M/MID-FLOOD	14-Oct-2018	HK1853836-093		8.9	----	----	----	----
C3/M/MID-FLOOD - Duplicate	14-Oct-2018	HK1853836-094		8.0	----	----	----	----
C3/B/MID-FLOOD	14-Oct-2018	HK1853836-095		6.2	----	----	----	----
C3/B/MID-FLOOD - Duplicate	14-Oct-2018	HK1853836-096		6.7	----	----	----	----
C4/S/MID-FLOOD	14-Oct-2018	HK1853836-097		5.8	----	----	----	----
C4/S/MID-FLOOD - Duplicate	14-Oct-2018	HK1853836-098		6.8	----	----	----	----
C4/M/MID-FLOOD	14-Oct-2018	HK1853836-099		8.0	----	----	----	----
C4/M/MID-FLOOD - Duplicate	14-Oct-2018	HK1853836-100		8.1	----	----	----	----
C4/B/MID-FLOOD	14-Oct-2018	HK1853836-101		9.3	----	----	----	----
C4/B/MID-FLOOD - Duplicate	14-Oct-2018	HK1853836-102		9.2	----	----	----	----
I1/S/MID-FLOOD	14-Oct-2018	HK1853836-103		12.4	----	----	----	----
I1/S/MID-FLOOD - Duplicate	14-Oct-2018	HK1853836-104		14.4	----	----	----	----
I1/M/MID-FLOOD	14-Oct-2018	HK1853836-105		4.1	----	----	----	----
I1/M/MID-FLOOD - Duplicate	14-Oct-2018	HK1853836-106		4.1	----	----	----	----
I1/B/MID-FLOOD	14-Oct-2018	HK1853836-107		5.7	----	----	----	----
I1/B/MID-FLOOD - Duplicate	14-Oct-2018	HK1853836-108		6.0	----	----	----	----

Laboratory Duplicate (DUP) Report

Matrix: **WATER**

Laboratory sample ID	Client sample ID	Method: Compound	CAS Number	Laboratory Duplicate (DUP) Report LOR	Unit	Original Result	Duplicate Result	RPD (%)
EA/ED: Physical and Aggregate Properties (QC Lot: 1982477)								
HK1853836-001	CC1/S/MID-EBB	EA025: Suspended Solids (SS)	----	0.5	mg/L	9.0	8.1	11.1
HK1853836-011	CC2/B/MID-EBB	EA025: Suspended Solids (SS)	----	0.5	mg/L	7.1	6.5	9.21
EA/ED: Physical and Aggregate Properties (QC Lot: 1982478)								
HK1853836-025	CC13/S/MID-EBB	EA025: Suspended Solids (SS)	----	0.5	mg/L	6.0	6.3	5.71
HK1853836-037	C3/S/MID-EBB	EA025: Suspended Solids (SS)	----	0.5	mg/L	10.3	10.2	0.976
EA/ED: Physical and Aggregate Properties (QC Lot: 1982479)								
HK1853836-047	C4/B/MID-EBB	EA025: Suspended Solids (SS)	----	0.5	mg/L	5.5	6.0	7.86
HK1853836-057	CC1/M/MID-FLOOD	EA025: Suspended Solids (SS)	----	0.5	mg/L	5.3	5.4	0.00
EA/ED: Physical and Aggregate Properties (QC Lot: 1982480)								
HK1853836-067	CC3/S/MID-FLOOD	EA025: Suspended Solids (SS)	----	0.5	mg/L	5.7	5.3	6.83
HK1853836-081	CC13/M/MID-FLOOD	EA025: Suspended Solids (SS)	----	0.5	mg/L	4.2	5.0	15.2
EA/ED: Physical and Aggregate Properties (QC Lot: 1982481)								
HK1853836-093	C3/M/MID-FLOOD	EA025: Suspended Solids (SS)	----	0.5	mg/L	8.9	8.8	1.41
HK1853836-103	I1/S/MID-FLOOD	EA025: Suspended Solids (SS)	----	0.5	mg/L	12.4	14.4	15.5

Method Blank (MB), Laboratory Control Spike (LCS) and Laboratory Control Spike Duplicate (DCS) Report

Matrix: **WATER**

Method: Compound	CAS Number	Method Blank (MB) Report LOR	Unit	Result	Laboratory Control Spike (LCS) and Laboratory Control Spike Duplicate (DCS) Report Spike Concentration	Spike Recovery (%) LCS	DCS	Recovery Limits (%) Low	High	RPDs (%) Value	Control Limit
EA/ED: Physical and Aggregate Properties (QCLot: 1982477)											
EA025: Suspended Solids (SS)	----	0.5	mg/L	<0.5	20 mg/L	101	----	85	115	----	----
EA/ED: Physical and Aggregate Properties (QCLot: 1982478)											
EA025: Suspended Solids (SS)	----	0.5	mg/L	<0.5	20 mg/L	92.0	----	85	115	----	----
EA/ED: Physical and Aggregate Properties (QCLot: 1982479)											
EA025: Suspended Solids (SS)	----	0.5	mg/L	<0.5	20 mg/L	108	----	85	115	----	----
EA/ED: Physical and Aggregate Properties (QCLot: 1982480)											
EA025: Suspended Solids (SS)	----	0.5	mg/L	<0.5	20 mg/L	102	----	85	115	----	----
EA/ED: Physical and Aggregate Properties (QCLot: 1982481)											
EA025: Suspended Solids (SS)	----	0.5	mg/L	<0.5	20 mg/L	99.5	----	85	115	----	----

Matrix Spike (MS) and Matrix Spike Duplicate (MSD) Report

- **No Matrix Spike (MS) or Matrix Spike Duplicate (MSD) Results are required to be reported.**

ALS Technichem (HK) Pty Ltd

ALS Laboratory Group

ANALYICAL CHEMISTRY & TESTING SERVICES

CERTIFICATE OF ANALYSIS

Client	: ACTION UNITED ENVIRONMENT SERVICES AND CONSULTING	*Laboratory*	: ALS Technichem (HK) Pty Ltd	*Page*	: 1 of 6
Contact	: MR T W TAM	*Contact*	: Richard Fung	*Work Order*	: **HK1853837**
Address	: RM A 20/F., GOLD KING IND BLDG, NO. 35-41 TAI LIN PAI ROAD, KWAI CHUNG, N.T. HONG KONG	*Address*	: 11/F., Chung Shun Knitting Centre, 1 - 3 Wing Yip Street, Kwai Chung, N.T., Hong Kong		
E-mail	: Twtam@fordbusiness.com	*E-mail*	: richard.fung@alsglobal.com		
Telephone	: +852 2959 6059	*Telephone*	: +852 2610 1044		
Facsimile	: +852 2959 6079	*Facsimile*	: +852 2610 2021		
Project	: TCS00975/18 – TSEUNG KWAN O, CROSS BAY LINK	*Quote number*	: HKE/2445/18	*Date received*	: 19-Oct-2018
Order number	: —			*Date of issue*	: 30-Oct-2018
C-O-C number	: —			*No. of samples*	- *Received* : 96
Site	: —				- *Analysed* : 96

This report may not be reproduced except with prior written approval from the testing laboratory.

This document has been signed by those names that appear on this report and are the authorised signatories.

Signatory	*Position*	*Authorised results for:*
Fung Lim Chee, Richard	**General Manager**	**Inorganics**

Report Comments

This report for ALS Technichem (HK) Pty Ltd work order reference HK1853837 supersedes any previous reports with this reference. Testing period is from 19-Oct-2018 to 29-Oct-2018. Results apply to sample(s) as submitted. All pages of this report have been checked and approved for release. When date(s) and/or time(s) are shown bracketed, these have been assumed by the laboratory for process purposes. Abbreviations: CAS number = Chemical Abstract Services number. LOR = Limit of reporting.

Specific Comments for Work Order HK1853837 :

Sample(s) were received in chilled condition.

Water sample(s) analysed and reported on as received basis.

Analytical Results

Sub-Matrix: WATER		Compound	EA025: Suspended Solids (SS)	----	----	----	----
		LOR Unit	1.0 mg/L	----	----	----	----
Client sample ID	Client sampling date / time	Laboratory sample ID	EA/ED: Physical and Aggregate Properties	----	----	----	----
CC1/S/MID-EBB	19-Oct-2018	HK1853837-001	4.3	----	----	----	----
CC1/S/MID-EBB - Duplicate	19-Oct-2018	HK1853837-002	4.2	----	----	----	----
CC1/M/MID-EBB	19-Oct-2018	HK1853837-003	5.4	----	----	----	----
CC1/M/MID-EBB- Duplicate	19-Oct-2018	HK1853837-004	5.1	----	----	----	----
CC1/B/MID-EBB	19-Oct-2018	HK1853837-005	5.4	----	----	----	----
CC1/B/MID-EBB- Duplicate	19-Oct-2018	HK1853837-006	5.7	----	----	----	----
CC2/S/MID-EBB	19-Oct-2018	HK1853837-007	5.5	----	----	----	----
CC2/S/MID-EBB - Duplicate	19-Oct-2018	HK1853837-008	4.7	----	----	----	----
CC2/M/MID-EBB	19-Oct-2018	HK1853837-009	4.6	----	----	----	----
CC2/M/MID-EBB- Duplicate	19-Oct-2018	HK1853837-010	4.5	----	----	----	----
CC2/B/MID-EBB	19-Oct-2018	HK1853837-011	4.6	----	----	----	----
CC2/B/MID-EBB- Duplicate	19-Oct-2018	HK1853837-012	4.6	----	----	----	----
CC3/S/MID-EBB	19-Oct-2018	HK1853837-013	8.6	----	----	----	----
CC3/S/MID-EBB - Duplicate	19-Oct-2018	HK1853837-014	9.5	----	----	----	----
CC3/M/MID-EBB	19-Oct-2018	HK1853837-015	6.3	----	----	----	----
CC3/M/MID-EBB- Duplicate	19-Oct-2018	HK1853837-016	5.7	----	----	----	----
CC3/B/MID-EBB	19-Oct-2018	HK1853837-017	4.9	----	----	----	----
CC3/B/MID-EBB- Duplicate	19-Oct-2018	HK1853837-018	5.3	----	----	----	----
CC4/M/MID-EBB	19-Oct-2018	HK1853837-021	3.4	----	----	----	----
CC4/M/MID-EBB- Duplicate	19-Oct-2018	HK1853837-022	4.9	----	----	----	----
CC13/S/MID-EBB	19-Oct-2018	HK1853837-025	6.2	----	----	----	----
CC13/S/MID-EBB - Duplicate	19-Oct-2018	HK1853837-026	6.8	----	----	----	----
CC13/M/MID-EBB	19-Oct-2018	HK1853837-027	8.3	----	----	----	----
CC13/M/MID-EBB- Duplicate	19-Oct-2018	HK1853837-028	9.2	----	----	----	----
CC13/B/MID-EBB	19-Oct-2018	HK1853837-029	8.3	----	----	----	----
CC13/B/MID-EBB- Duplicate	19-Oct-2018	HK1853837-030	9.1	----	----	----	----
SW11/S/MID-EBB	19-Oct-2018	HK1853837-031	8.2	----	----	----	----
SW11/S/MID-EBB - Duplicate	19-Oct-2018	HK1853837-032	8.8	----	----	----	----
SW11/B/MID-EBB	19-Oct-2018	HK1853837-035	8.3	----	----	----	----
SW11/B/MID-EBB- Duplicate	19-Oct-2018	HK1853837-036	7.2	----	----	----	----
C3/S/MID-EBB	19-Oct-2018	HK1853837-037	4.4	----	----	----	----

Sub-Matrix: WATER		Compound	EA025: Suspended Solids (SS)	----	----	----	----
		LOR Unit	1.0 mg/L	----	----	----	----
Client sample ID	Client sampling date / time	Laboratory sample ID	EA/ED: Physical and Aggregate Properties	----	----	----	----
C3/S/MID-EBB - Duplicate	19-Oct-2018	HK1853837-038	4.5	----	----	----	----
C3/M/MID-EBB	19-Oct-2018	HK1853837-039	5.9	----	----	----	----
C3/M/MID-EBB- Duplicate	19-Oct-2018	HK1853837-040	5.4	----	----	----	----
C3/B/MID-EBB	19-Oct-2018	HK1853837-041	6.8	----	----	----	----
C3/B/MID-EBB- Duplicate	19-Oct-2018	HK1853837-042	6.7	----	----	----	----
C4/S/MID-EBB	19-Oct-2018	HK1853837-043	8.0	----	----	----	----
C4/S/MID-EBB - Duplicate	19-Oct-2018	HK1853837-044	7.2	----	----	----	----
C4/M/MID-EBB	19-Oct-2018	HK1853837-045	6.5	----	----	----	----
C4/M/MID-EBB- Duplicate	19-Oct-2018	HK1853837-046	6.9	----	----	----	----
C4/B/MID-EBB	19-Oct-2018	HK1853837-047	5.9	----	----	----	----
C4/B/MID-EBB- Duplicate	19-Oct-2018	HK1853837-048	7.0	----	----	----	----
I1/S/MID-EBB	19-Oct-2018	HK1853837-049	3.3	----	----	----	----
I1/S/MID-EBB - Duplicate	19-Oct-2018	HK1853837-050	3.2	----	----	----	----
I1/M/MID-EBB	19-Oct-2018	HK1853837-051	5.7	----	----	----	----
I1/M/MID-EBB- Duplicate	19-Oct-2018	HK1853837-052	5.3	----	----	----	----
I1/B/MID-EBB	19-Oct-2018	HK1853837-053	5.8	----	----	----	----
I1/B/MID-EBB- Duplicate	19-Oct-2018	HK1853837-054	5.9	----	----	----	----
CC1/S/MID-FLOOD	19-Oct-2018	HK1853837-055	4.2	----	----	----	----
CC1/S/MID-FLOOD - Duplicate	19-Oct-2018	HK1853837-056	4.1	----	----	----	----
CC1/M/MID-FLOOD	19-Oct-2018	HK1853837-057	7.7	----	----	----	----
CC1/M/MID-FLOOD - Duplicate	19-Oct-2018	HK1853837-058	7.0	----	----	----	----
CC1/B/MID-FLOOD	19-Oct-2018	HK1853837-059	7.7	----	----	----	----
CC1/B/MID-FLOOD - Duplicate	19-Oct-2018	HK1853837-060	8.3	----	----	----	----
CC2/S/MID-FLOOD	19-Oct-2018	HK1853837-061	6.3	----	----	----	----
CC2/S/MID-FLOOD - Duplicate	19-Oct-2018	HK1853837-062	7.0	----	----	----	----
CC2/M/MID-FLOOD	19-Oct-2018	HK1853837-063	5.5	----	----	----	----
CC2/M/MID-FLOOD - Duplicate	19-Oct-2018	HK1853837-064	5.6	----	----	----	----
CC2/B/MID-FLOOD	19-Oct-2018	HK1853837-065	5.2	----	----	----	----
CC2/B/MID-FLOOD - Duplicate	19-Oct-2018	HK1853837-066	5.2	----	----	----	----
CC3/S/MID-FLOOD	19-Oct-2018	HK1853837-067	4.8	----	----	----	----
CC3/S/MID-FLOOD - Duplicate	19-Oct-2018	HK1853837-068	4.3	----	----	----	----
CC3/M/MID-FLOOD	19-Oct-2018	HK1853837-069	4.6	----	----	----	----
CC3/M/MID-FLOOD - Duplicate	19-Oct-2018	HK1853837-070	4.5	----	----	----	----

Sub-Matrix: WATER			Compound	EA025: Suspended Solids (SS)	----	----	----	----
			LOR Unit	1.0 mg/L	----	----	----	----
Client sample ID	Client sampling date / time	Laboratory sample ID		EA/ED: Physical and Aggregate Properties	----	----	----	----
CC3/B/MID-FLOOD	19-Oct-2018	HK1853837-071		5.3	----	----	----	----
CC3/B/MID-FLOOD - Duplicate	19-Oct-2018	HK1853837-072		4.9	----	----	----	----
CC4/M/MID-FLOOD	19-Oct-2018	HK1853837-075		13.8	----	----	----	----
CC4/M/MID-FLOOD - Duplicate	19-Oct-2018	HK1853837-076		14.1	----	----	----	----
CC13/S/MID-FLOOD	19-Oct-2018	HK1853837-079		4.8	----	----	----	----
CC13/S/MID-FLOOD - Duplicate	19-Oct-2018	HK1853837-080		5.0	----	----	----	----
CC13/M/MID-FLOOD	19-Oct-2018	HK1853837-081		4.4	----	----	----	----
CC13/M/MID-FLOOD - Duplicate	19-Oct-2018	HK1853837-082		5.1	----	----	----	----
CC13/B/MID-FLOOD	19-Oct-2018	HK1853837-083		2.6	----	----	----	----
CC13/B/MID-FLOOD - Duplicate	19-Oct-2018	HK1853837-084		2.9	----	----	----	----
SW11/S/MID-FLOOD	19-Oct-2018	HK1853837-085		7.0	----	----	----	----
SW11/S/MID-FLOOD - Duplicate	19-Oct-2018	HK1853837-086		7.1	----	----	----	----
SW11/B/MID-FLOOD	19-Oct-2018	HK1853837-089		7.3	----	----	----	----
SW11/B/MID-FLOOD - Duplicate	19-Oct-2018	HK1853837-090		7.3	----	----	----	----
C3/S/MID-FLOOD	19-Oct-2018	HK1853837-091		5.6	----	----	----	----
C3/S/MID-FLOOD - Duplicate	19-Oct-2018	HK1853837-092		5.9	----	----	----	----
C3/M/MID-FLOOD	19-Oct-2018	HK1853837-093		5.3	----	----	----	----
C3/M/MID-FLOOD - Duplicate	19-Oct-2018	HK1853837-094		5.1	----	----	----	----
C3/B/MID-FLOOD	19-Oct-2018	HK1853837-095		6.2	----	----	----	----
C3/B/MID-FLOOD - Duplicate	19-Oct-2018	HK1853837-096		6.3	----	----	----	----
C4/S/MID-FLOOD	19-Oct-2018	HK1853837-097		6.3	----	----	----	----
C4/S/MID-FLOOD - Duplicate	19-Oct-2018	HK1853837-098		5.6	----	----	----	----
C4/M/MID-FLOOD	19-Oct-2018	HK1853837-099		5.6	----	----	----	----
C4/M/MID-FLOOD - Duplicate	19-Oct-2018	HK1853837-100		6.0	----	----	----	----
C4/B/MID-FLOOD	19-Oct-2018	HK1853837-101		6.2	----	----	----	----
C4/B/MID-FLOOD - Duplicate	19-Oct-2018	HK1853837-102		6.3	----	----	----	----
I1/S/MID-FLOOD	19-Oct-2018	HK1853837-103		6.3	----	----	----	----
I1/S/MID-FLOOD - Duplicate	19-Oct-2018	HK1853837-104		6.5	----	----	----	----
I1/M/MID-FLOOD	19-Oct-2018	HK1853837-105		7.6	----	----	----	----
I1/M/MID-FLOOD - Duplicate	19-Oct-2018	HK1853837-106		8.4	----	----	----	----
I1/B/MID-FLOOD	19-Oct-2018	HK1853837-107		11.9	----	----	----	----
I1/B/MID-FLOOD - Duplicate	19-Oct-2018	HK1853837-108		11.7	----	----	----	----

Laboratory Duplicate (DUP) Report

Matrix: **WATER**

Laboratory sample ID	Client sample ID	Method: Compound	CAS Number	Laboratory Duplicate (DUP) Report LOR	Unit	Original Result	Duplicate Result	RPD (%)
EA/ED: Physical and Aggregate Properties (QC Lot: 1992889)								
HK1853837-001	CC1/S/MID-EBB	EA025: Suspended Solids (SS)	----	0.5	mg/L	4.3	4.2	3.55
HK1853837-011	CC2/B/MID-EBB	EA025: Suspended Solids (SS)	----	0.5	mg/L	4.6	4.6	0.00
EA/ED: Physical and Aggregate Properties (QC Lot: 1992890)								
HK1853837-025	CC13/S/MID-EBB	EA025: Suspended Solids (SS)	----	0.5	mg/L	6.2	6.8	10.0
HK1853837-037	C3/S/MID-EBB	EA025: Suspended Solids (SS)	----	0.5	mg/L	4.4	4.4	0.00
EA/ED: Physical and Aggregate Properties (QC Lot: 1992891)								
HK1853837-047	C4/B/MID-EBB	EA025: Suspended Solids (SS)	----	0.5	mg/L	5.9	6.0	0.00
HK1853837-057	CC1/M/MID-FLOOD	EA025: Suspended Solids (SS)	----	0.5	mg/L	7.7	7.8	0.00
EA/ED: Physical and Aggregate Properties (QC Lot: 1992892)								
HK1853837-067	CC3/S/MID-FLOOD	EA025: Suspended Solids (SS)	----	0.5	mg/L	4.8	5.0	4.12
HK1853837-081	CC13/M/MID-FLOOD	EA025: Suspended Solids (SS)	----	0.5	mg/L	4.4	4.6	3.90
EA/ED: Physical and Aggregate Properties (QC Lot: 1992893)								
HK1853837-093	C3/M/MID-FLOOD	EA025: Suspended Solids (SS)	----	0.5	mg/L	5.3	5.0	6.33
HK1853837-103	I1/S/MID-FLOOD	EA025: Suspended Solids (SS)	----	0.5	mg/L	6.3	6.0	6.11

Method Blank (MB), Laboratory Control Spike (LCS) and Laboratory Control Spike Duplicate (DCS) Report

Matrix: **WATER**

Method: Compound	CAS Number	Method Blank (MB) Report LOR	Unit	Result	Laboratory Control Spike (LCS) and Laboratory Control Spike Duplicate (DCS) Report Spike Concentration	Spike Recovery (%) LCS	DCS	Recovery Limits (%) Low	High	RPDs (%) Value	Control Limit
EA/ED: Physical and Aggregate Properties (QCLot: 1992889)											
EA025: Suspended Solids (SS)	----	0.5	mg/L	<0.5	20 mg/L	106	----	85	115	----	----
EA/ED: Physical and Aggregate Properties (QCLot: 1992890)											
EA025: Suspended Solids (SS)	----	0.5	mg/L	<0.5	20 mg/L	101	----	85	115	----	----
EA/ED: Physical and Aggregate Properties (QCLot: 1992891)											
EA025: Suspended Solids (SS)	----	0.5	mg/L	<0.5	20 mg/L	104	----	85	115	----	----
EA/ED: Physical and Aggregate Properties (QCLot: 1992892)											
EA025: Suspended Solids (SS)	----	0.5	mg/L	<0.5	20 mg/L	102	----	85	115	----	----
EA/ED: Physical and Aggregate Properties (QCLot: 1992893)											
EA025: Suspended Solids (SS)	----	0.5	mg/L	<0.5	20 mg/L	95.0	----	85	115	----	----

Matrix Spike (MS) and Matrix Spike Duplicate (MSD) Report

- **No Matrix Spike (MS) or Matrix Spike Duplicate (MSD) Results are required to be reported.**

ALS Technichem (HK) Pty Ltd

ALS Laboratory Group

ANALYICAL CHEMISTRY & TESTING SERVICES

CERTIFICATE OF ANALYSIS

Client	: ACTION UNITED ENVIRONMENT SERVICES AND CONSULTING	*Laboratory*	: ALS Technichem (HK) Pty Ltd	*Page*	: 1 of 6
Contact	: MR T W TAM	*Contact*	: Richard Fung	*Work Order*	: **HK1853840**
Address	: RM A 20/F., GOLD KING IND BLDG, NO. 35-41 TAI LIN PAI ROAD, KWAI CHUNG, N.T. HONG KONG	*Address*	: 11/F., Chung Shun Knitting Centre, 1 - 3 Wing Yip Street, Kwai Chung, N.T., Hong Kong		
E-mail	: Twtam@fordbusiness.com	*E-mail*	: richard.fung@alsglobal.com		
Telephone	: +852 2959 6059	*Telephone*	: +852 2610 1044		
Facsimile	: +852 2959 6079	*Facsimile*	: +852 2610 2021		
Project	: TCS00975/18 – TSEUNG KWAN O, CROSS BAY LINK	*Quote number*	: HKE/2445/18	*Date received*	: 22-Oct-2018
Order number	: —			*Date of issue*	: 31-Oct-2018
C-O-C number	: —			*No. of samples*	- *Received* : 96
Site	: —				- *Analysed* : 96

This report may not be reproduced except with prior written approval from the testing laboratory.

This document has been signed by those names that appear on this report and are the authorised signatories.

Signatory	*Position*	*Authorised results for:*
Fung Lim Chee, Richard	**General Manager**	**Inorganics**

Report Comments

This report for ALS Technichem (HK) Pty Ltd work order reference HK1853840 supersedes any previous reports with this reference. Testing period is from 22-Oct-2018 to 31-Oct-2018. Results apply to sample(s) as submitted. All pages of this report have been checked and approved for release. When date(s) and/or time(s) are shown bracketed, these have been assumed by the laboratory for process purposes. Abbreviations: CAS number = Chemical Abstract Services number. LOR = Limit of reporting.

Specific Comments for Work Order HK1853840 :

Sample(s) were received in chilled condition.

Water sample(s) analysed and reported on as received basis.

Analytical Results

Sub-Matrix: WATER		Compound	EA025: Suspended Solids (SS)	----	----	----	----
		LOR Unit	1.0 mg/L	----	----	----	----
Client sample ID	Client sampling date / time	Laboratory sample ID	EA/ED: Physical and Aggregate Properties	----	----	----	----
CC1/S/MID-EBB	22-Oct-2018	HK1853840-001	2.6	----	----	----	----
CC1/S/MID-EBB - Duplicate	22-Oct-2018	HK1853840-002	2.2	----	----	----	----
CC1/M/MID-EBB	22-Oct-2018	HK1853840-003	1.8	----	----	----	----
CC1/M/MID-EBB- Duplicate	22-Oct-2018	HK1853840-004	1.7	----	----	----	----
CC1/B/MID-EBB	22-Oct-2018	HK1853840-005	2.1	----	----	----	----
CC1/B/MID-EBB- Duplicate	22-Oct-2018	HK1853840-006	1.6	----	----	----	----
CC2/S/MID-EBB	22-Oct-2018	HK1853840-007	1.4	----	----	----	----
CC2/S/MID-EBB - Duplicate	22-Oct-2018	HK1853840-008	<1.0	----	----	----	----
CC2/M/MID-EBB	22-Oct-2018	HK1853840-009	1.3	----	----	----	----
CC2/M/MID-EBB- Duplicate	22-Oct-2018	HK1853840-010	<1.0	----	----	----	----
CC2/B/MID-EBB	22-Oct-2018	HK1853840-011	1.8	----	----	----	----
CC2/B/MID-EBB- Duplicate	22-Oct-2018	HK1853840-012	1.2	----	----	----	----
CC3/S/MID-EBB	22-Oct-2018	HK1853840-013	<1.0	----	----	----	----
CC3/S/MID-EBB - Duplicate	22-Oct-2018	HK1853840-014	<1.0	----	----	----	----
CC3/M/MID-EBB	22-Oct-2018	HK1853840-015	1.0	----	----	----	----
CC3/M/MID-EBB- Duplicate	22-Oct-2018	HK1853840-016	<1.0	----	----	----	----
CC3/B/MID-EBB	22-Oct-2018	HK1853840-017	<1.0	----	----	----	----
CC3/B/MID-EBB- Duplicate	22-Oct-2018	HK1853840-018	1.1	----	----	----	----
CC4/M/MID-EBB	22-Oct-2018	HK1853840-021	4.2	----	----	----	----
CC4/M/MID-EBB- Duplicate	22-Oct-2018	HK1853840-022	3.0	----	----	----	----
CC13/S/MID-EBB	22-Oct-2018	HK1853840-025	5.7	----	----	----	----
CC13/S/MID-EBB - Duplicate	22-Oct-2018	HK1853840-026	5.9	----	----	----	----
CC13/M/MID-EBB	22-Oct-2018	HK1853840-027	3.4	----	----	----	----
CC13/M/MID-EBB- Duplicate	22-Oct-2018	HK1853840-028	3.4	----	----	----	----
CC13/B/MID-EBB	22-Oct-2018	HK1853840-029	29.1	----	----	----	----
CC13/B/MID-EBB- Duplicate	22-Oct-2018	HK1853840-030	184	----	----	----	----
SW11/S/MID-EBB	22-Oct-2018	HK1853840-031	2.4	----	----	----	----
SW11/S/MID-EBB - Duplicate	22-Oct-2018	HK1853840-032	2.0	----	----	----	----
SW11/B/MID-EBB	22-Oct-2018	HK1853840-035	2.3	----	----	----	----
SW11/B/MID-EBB- Duplicate	22-Oct-2018	HK1853840-036	2.1	----	----	----	----
C3/S/MID-EBB	22-Oct-2018	HK1853840-037	4.9	----	----	----	----

Sub-Matrix: WATER			Compound	EA025: Suspended Solids (SS)	----	----	----	----
			LOR Unit	1.0 mg/L	----	----	----	----
Client sample ID	Client sampling date / time	Laboratory sample ID		EA/ED: Physical and Aggregate Properties	----	----	----	----
C3/S/MID-EBB - Duplicate	22-Oct-2018	HK1853840-038		4.6	----	----	----	----
C3/M/MID-EBB	22-Oct-2018	HK1853840-039		5.4	----	----	----	----
C3/M/MID-EBB- Duplicate	22-Oct-2018	HK1853840-040		4.7	----	----	----	----
C3/B/MID-EBB	22-Oct-2018	HK1853840-041		6.3	----	----	----	----
C3/B/MID-EBB- Duplicate	22-Oct-2018	HK1853840-042		6.8	----	----	----	----
C4/S/MID-EBB	22-Oct-2018	HK1853840-043		3.7	----	----	----	----
C4/S/MID-EBB - Duplicate	22-Oct-2018	HK1853840-044		2.7	----	----	----	----
C4/M/MID-EBB	22-Oct-2018	HK1853840-045		2.4	----	----	----	----
C4/M/MID-EBB- Duplicate	22-Oct-2018	HK1853840-046		3.8	----	----	----	----
C4/B/MID-EBB	22-Oct-2018	HK1853840-047		1.8	----	----	----	----
C4/B/MID-EBB- Duplicate	22-Oct-2018	HK1853840-048		2.1	----	----	----	----
I1/S/MID-EBB	22-Oct-2018	HK1853840-049		1.4	----	----	----	----
I1/S/MID-EBB - Duplicate	22-Oct-2018	HK1853840-050		<1.0	----	----	----	----
I1/M/MID-EBB	22-Oct-2018	HK1853840-051		1.8	----	----	----	----
I1/M/MID-EBB- Duplicate	22-Oct-2018	HK1853840-052		1.2	----	----	----	----
I1/B/MID-EBB	22-Oct-2018	HK1853840-053		1.8	----	----	----	----
I1/B/MID-EBB- Duplicate	22-Oct-2018	HK1853840-054		1.3	----	----	----	----
CC1/S/MID-FLOOD	22-Oct-2018	HK1853840-055		1.7	----	----	----	----
CC1/S/MID-FLOOD - Duplicate	22-Oct-2018	HK1853840-056		1.7	----	----	----	----
CC1/M/MID-FLOOD	22-Oct-2018	HK1853840-057		1.8	----	----	----	----
CC1/M/MID-FLOOD - Duplicate	22-Oct-2018	HK1853840-058		1.8	----	----	----	----
CC1/B/MID-FLOOD	22-Oct-2018	HK1853840-059		1.5	----	----	----	----
CC1/B/MID-FLOOD - Duplicate	22-Oct-2018	HK1853840-060		1.7	----	----	----	----
CC2/S/MID-FLOOD	22-Oct-2018	HK1853840-061		1.1	----	----	----	----
CC2/S/MID-FLOOD - Duplicate	22-Oct-2018	HK1853840-062		1.7	----	----	----	----
CC2/M/MID-FLOOD	22-Oct-2018	HK1853840-063		1.1	----	----	----	----
CC2/M/MID-FLOOD - Duplicate	22-Oct-2018	HK1853840-064		1.4	----	----	----	----
CC2/B/MID-FLOOD	22-Oct-2018	HK1853840-065		1.3	----	----	----	----
CC2/B/MID-FLOOD - Duplicate	22-Oct-2018	HK1853840-066		1.5	----	----	----	----
CC3/S/MID-FLOOD	22-Oct-2018	HK1853840-067		<1.0	----	----	----	----
CC3/S/MID-FLOOD - Duplicate	22-Oct-2018	HK1853840-068		<1.0	----	----	----	----
CC3/M/MID-FLOOD	22-Oct-2018	HK1853840-069		<1.0	----	----	----	----
CC3/M/MID-FLOOD - Duplicate	22-Oct-2018	HK1853840-070		<1.0	----	----	----	----

Sub-Matrix: **WATER**

		Compound	EA025: Suspended Solids (SS)	----	----	----	----
		LOR Unit	1.0 mg/L	----	----	----	----
Client sample ID	Client sampling date / time	Laboratory sample ID	EA/ED: Physical and Aggregate Properties	----	----	----	----
CC3/B/MID-FLOOD	22-Oct-2018	HK1853840-071	<1.0	----	----	----	----
CC3/B/MID-FLOOD - Duplicate	22-Oct-2018	HK1853840-072	<1.0	----	----	----	----
CC4/M/MID-FLOOD	22-Oct-2018	HK1853840-075	**4.0**	----	----	----	----
CC4/M/MID-FLOOD - Duplicate	22-Oct-2018	HK1853840-076	**3.7**	----	----	----	----
CC13/S/MID-FLOOD	22-Oct-2018	HK1853840-079	**1.1**	----	----	----	----
CC13/S/MID-FLOOD - Duplicate	22-Oct-2018	HK1853840-080	**1.9**	----	----	----	----
CC13/M/MID-FLOOD	22-Oct-2018	HK1853840-081	**2.6**	----	----	----	----
CC13/M/MID-FLOOD - Duplicate	22-Oct-2018	HK1853840-082	**2.3**	----	----	----	----
CC13/B/MID-FLOOD	22-Oct-2018	HK1853840-083	**1.5**	----	----	----	----
CC13/B/MID-FLOOD - Duplicate	22-Oct-2018	HK1853840-084	**2.0**	----	----	----	----
SW11/S/MID-FLOOD	22-Oct-2018	HK1853840-085	**2.7**	----	----	----	----
SW11/S/MID-FLOOD - Duplicate	22-Oct-2018	HK1853840-086	**2.2**	----	----	----	----
SW11/B/MID-FLOOD	22-Oct-2018	HK1853840-089	**1.8**	----	----	----	----
SW11/B/MID-FLOOD - Duplicate	22-Oct-2018	HK1853840-090	**1.4**	----	----	----	----
C3/S/MID-FLOOD	22-Oct-2018	HK1853840-091	**2.5**	----	----	----	----
C3/S/MID-FLOOD - Duplicate	22-Oct-2018	HK1853840-092	**2.5**	----	----	----	----
C3/M/MID-FLOOD	22-Oct-2018	HK1853840-093	**2.9**	----	----	----	----
C3/M/MID-FLOOD - Duplicate	22-Oct-2018	HK1853840-094	**3.1**	----	----	----	----
C3/B/MID-FLOOD	22-Oct-2018	HK1853840-095	**3.5**	----	----	----	----
C3/B/MID-FLOOD - Duplicate	22-Oct-2018	HK1853840-096	**2.9**	----	----	----	----
C4/S/MID-FLOOD	22-Oct-2018	HK1853840-097	**3.2**	----	----	----	----
C4/S/MID-FLOOD - Duplicate	22-Oct-2018	HK1853840-098	**3.0**	----	----	----	----
C4/M/MID-FLOOD	22-Oct-2018	HK1853840-099	**2.5**	----	----	----	----
C4/M/MID-FLOOD - Duplicate	22-Oct-2018	HK1853840-100	**2.1**	----	----	----	----
C4/B/MID-FLOOD	22-Oct-2018	HK1853840-101	**4.5**	----	----	----	----
C4/B/MID-FLOOD - Duplicate	22-Oct-2018	HK1853840-102	**3.3**	----	----	----	----
I1/S/MID-FLOOD	22-Oct-2018	HK1853840-103	<1.0	----	----	----	----
I1/S/MID-FLOOD - Duplicate	22-Oct-2018	HK1853840-104	<1.0	----	----	----	----
I1/M/MID-FLOOD	22-Oct-2018	HK1853840-105	<1.0	----	----	----	----
I1/M/MID-FLOOD - Duplicate	22-Oct-2018	HK1853840-106	<1.0	----	----	----	----
I1/B/MID-FLOOD	22-Oct-2018	HK1853840-107	<1.0	----	----	----	----
I1/B/MID-FLOOD - Duplicate	22-Oct-2018	HK1853840-108	<1.0	----	----	----	----

Laboratory Duplicate (DUP) Report

Matrix: **WATER**

Laboratory sample ID	Client sample ID	Method: Compound	CAS Number	LOR	Unit	Original Result	Duplicate Result	RPD (%)
				Laboratory Duplicate (DUP) Report				
EA/ED: Physical and Aggregate Properties (QC Lot: 1997258)								
HK1853840-001	CC1/S/MID-EBB	EA025: Suspended Solids (SS)	----	0.5	mg/L	2.6	2.8	7.55
HK1853840-011	CC2/B/MID-EBB	EA025: Suspended Solids (SS)	----	0.5	mg/L	1.8	1.6	7.30
EA/ED: Physical and Aggregate Properties (QC Lot: 1997259)								
HK1853840-025	CC13/S/MID-EBB	EA025: Suspended Solids (SS)	----	0.5	mg/L	5.7	5.8	2.17
HK1853840-037	C3/S/MID-EBB	EA025: Suspended Solids (SS)	----	0.5	mg/L	4.9	4.3	13.0
EA/ED: Physical and Aggregate Properties (QC Lot: 1997260)								
HK1853840-047	C4/B/MID-EBB	EA025: Suspended Solids (SS)	----	0.5	mg/L	1.8	2.4	24.8
HK1853840-057	CC1/M/MID-FLOOD	EA025: Suspended Solids (SS)	----	0.5	mg/L	1.8	1.2	44.1
EA/ED: Physical and Aggregate Properties (QC Lot: 1997261)								
HK1853840-067	CC3/S/MID-FLOOD	EA025: Suspended Solids (SS)	----	0.5	mg/L	<1.0	<1.0	0.00
HK1853840-081	CC13/M/MID-FLOOD	EA025: Suspended Solids (SS)	----	0.5	mg/L	2.6	2.6	0.00
EA/ED: Physical and Aggregate Properties (QC Lot: 1997262)								
HK1853840-093	C3/M/MID-FLOOD	EA025: Suspended Solids (SS)	----	0.5	mg/L	2.9	2.6	9.01
HK1853840-103	I1/S/MID-FLOOD	EA025: Suspended Solids (SS)	----	0.5	mg/L	<1.0	<1.0	0.00

Method Blank (MB), Laboratory Control Spike (LCS) and Laboratory Control Spike Duplicate (DCS) Report

Matrix: **WATER**

Method: Compound	CAS Number	LOR	Unit	Result	Spike Concentration	Spike Recovery (%) LCS	Spike Recovery (%) DCS	Recovery Limits (%) Low	Recovery Limits (%) High	RPDs (%) Value	RPDs (%) Control Limit
		Method Blank (MB) Report			Laboratory Control Spike (LCS) and Laboratory Control Spike Duplicate (DCS) Report						
EA/ED: Physical and Aggregate Properties (QCLot: 1997258)											
EA025: Suspended Solids (SS)	----	0.5	mg/L	<0.5	20 mg/L	95.0	----	85	115	----	----
EA/ED: Physical and Aggregate Properties (QCLot: 1997259)											
EA025: Suspended Solids (SS)	----	0.5	mg/L	<0.5	20 mg/L	90.5	----	85	115	----	----
EA/ED: Physical and Aggregate Properties (QCLot: 1997260)											
EA025: Suspended Solids (SS)	----	0.5	mg/L	<0.5	20 mg/L	95.5	----	85	115	----	----
EA/ED: Physical and Aggregate Properties (QCLot: 1997261)											
EA025: Suspended Solids (SS)	----	0.5	mg/L	<0.5	20 mg/L	102	----	85	115	----	----
EA/ED: Physical and Aggregate Properties (QCLot: 1997262)											
EA025: Suspended Solids (SS)	----	0.5	mg/L	<0.5	20 mg/L	107	----	85	115	----	----

Matrix Spike (MS) and Matrix Spike Duplicate (MSD) Report

- **No Matrix Spike (MS) or Matrix Spike Duplicate (MSD) Results are required to be reported.**

Appendix H

Meteorological Data during Baseline Monitoring Period

Meteorological Data during Baseline Marine Water Quality Monitoring

Date		Weather	Total Rainfall (mm)	Tseung Kwan O Station			
				Mean Air Temp. (°C)	Wind Speed (km/h)	Wind Direction	Mean Relative Humidity (%)
21-Sep-18	Fri	Fine. Very hot in the afternoon. Light winds.	Trace	27.8	3.5	S/SE	79
26-Sep-18	Wed	Mainly cloudy with one or two showers. Sunny periods tomorrow.	9.7	25.7	3.1	S/SE	86
28-Sep-18	Fri	Mainly fine. Dry in the afternoon. Moderate northerly winds.	0	26.7	6.3	N/NW	73
1-Oct-18	Mon	Mainly fine and dry. Moderate east to northeasterly winds.	2.9	25.2	3.9	NW	78
4-Oct-18	Thu	Fine. Very dry in the afternoon. Light to moderate northerly winds.	0	24.9	5.4	NE	62
6-Oct-18	Sat	Sunny and very dry. Moderate northerly winds, occasionally fresh.	0	25.1	4.9	E/NE	52
8-Oct-18	Mon	Sunny periods during the day. Moderate easterly winds.	2	26.5	7.5	SE	72
10-Oct-18	Wed	Cloudy and slightly cooler.Moderate north to northeasterly winds	42.8	23.5	4.2	NE	89
12-Oct-18	Fri	Mainly cloudy. Sunny intervals in the afternoon.	0.3	22.9	6.1	NE	76
14-Oct-18	Sun	Moderate easterly winds, becoming northeasterlies tomorrow.	0.6	24.2	4	SE	82
19-Oct-18	Fri	Sunny intervals in the afternoon. Mainly cloudy tonight.	0.2	23.7	8.1	NE	78
22-Oct-18	Mon	Mainly cloudy. Moderate northeasterly winds.	Trace	23.8	3.5	N/NE	87

Meteorological Data during Baseline Air Quality and Noise Monitoring

Date		Weather	Total Rainfall (mm)	Tseung Kwan O Station			
				Mean Air Temp. (°C)	Wind Speed (km/h)	Wind Direction	Mean Relative Humidity (%)
30-Oct-18	Tue	Mainly cloudy tonight. Moderate to fresh northerly winds	0	24.3	9.1	NE	35
31-Oct-18	Wed	Very dry with sunny periods in the afternoon.	0	24.1	11.2	NE	37
1-Nov-18	Thu	Mainly cloudy. Very dry with sunny intervals at first.	0	23.7	15.7	N	37.5
2-Nov-18	Fri	Mainly cloudy with one or two showers and bright periods.	0.1	21.4	12.5	N	65.7
3-Nov-18	Sat	Sunny periods. Moderate easterly winds, occasionally fresh offshore.	8.3	21.1	6.7	E	73
4-Nov-18	Sun	Moderate easterly winds, occasionally fresh offshore.	Trace	22.9	8.7	E	78
5-Nov-18	Mon	Mainly fine. Moderate east to northeasterly winds.	Trace	24.5	15.1	E	72.7
6-Nov-18	Tue	Moderate east to northeasterly winds	0	24.4	15.1	E/NE	74.2
7-Nov-18	Wed	Mainly fine. Moderate east to northeasterly winds.	0	24.9	12	E/NE	76.2
8-Nov-18	Thu	Mainly fine and dry. Moderate north to northeasterly winds.	Trace	25.7	11.1	N/NE	71.5
9-Nov-18	Fri	Sunny periods. Moderate northeasterly winds	0	24.1	13.6	E/NE	67.5
10-Nov-18	Sat	Mainly cloudy with sunny periods. Moderate east to northeasterly winds.	Trace	23.8	11	E/NE	67.5
11-Nov-18	Sun	Mainly cloudy. Moderate to fresh easterly winds	0	23.4	3	N/NW	77.5
12-Nov-18	Mon	Moderate to fresh easterly winds	Trace	25.3	5.9	E/NE	74.7
13-Nov-18	Tue	Moderate to fresh easterly winds	Trace	23.8	8.3	E/NE	79

Appendix I

Event and Action Plan
(Air Quality, Construction Noise and Marine Water Quality)

EVENT	ACTION			
	Environmental Team (ET)	**Independent Environmental Checker (IEC)**	**Supervising Officer's Representative (SOR)**	**Contractor**
ACTION LEVEL				
Exceedance for one sample	1. Identify source, investigate the causes of exceedance and propose remedial measures; 2. Inform IEC and SOR; 3. Repeat measurement to confirm finding; 4. Increase monitoring frequency to daily.	1. Check monitoring data submitted by ET; 2. Check Contractor's working method.	1. Notify Contractor.	1. Rectify any unacceptable practice; 2. Amend working methods if appropriate.
Exceedance for two or more consecutive samples	1. Identify source; 2. Inform IEC and SOR; 3. Advise the SOR on the effectiveness of the proposed remedial measures; 4. Repeat measurements to confirm findings; 5. Increase monitoring frequency to daily; 6. Discuss with IEC and Contractor on remedial actions required; 7. If exceedance continues, arrange meeting with IEC and SOR; 8. If exceedance stops, cease additional monitoring.	1. Check monitoring data submitted by ET; 2. Check Contractor's working method; 3. Discuss with ET and Contractor on possible remedial measures; 4. Advise the ET on the effectiveness of the proposed remedial measures; 5. Supervise Implementation of remedial measures.	1. Confirm receipt of notification of exceedance in writing; 2. Notify Contractor; 3. Ensure remedial measures properly implemented.	1. Submit proposals for remedial actions to IEC within 3 working days of notification; 2. Implement the agreed proposals; 3. Amend proposal if appropriate.

EVENT	ACTION			
	Environmental Team (ET)	**Independent Environmental Checker (IEC)**	**Supervising Officer's Representative (SOR)**	**Contractor**
LIMIT LEVEL				
Exceedance for one sample	1. Identify source, investigate the causes of exceedance and propose remedial measures; 2. Inform SOR, Contractor, IEC and EPD; 3. Repeat measurement to confirm finding; 4. Increase monitoring frequency to daily; 5. Assess effectiveness of Contractor's remedial actions and keep IEC, EPD and SOR informed of the results.	1. Check monitoring data submitted by ET; 2. Check Contractor's working method; 3. Discuss with ET and Contractor on possible remedial measures; 4. Advise the SOR on the effectiveness of the proposed remedial measures; 5. Supervise implementation of remedial measures.	1. Confirm receipt of notification of failure in writing; 2. Notify Contractor; 3. Ensure remedial measures properly implemented.	1. Take immediate action to avoid further exceedance; 2. Submit proposals for remedial actions to IEC within 3 working days of notification; Implement the agreed proposals; 4. Amend proposal if appropriate.
Exceedance for two or more consecutive samples	1. Notify IEC, SOR, Contractor and EPD; 2. Identify source; 3. Repeat measurement to confirm findings; 4. Increase monitoring frequency to daily; 5. Carry out analysis of Contractor's working procedures to determine possible mitigation to be implemented; 6. Arrange meeting with IEC and SOR to discuss the remedial actions to be taken; 7. Assess effectiveness of Contractor's remedial actions and keep IEC, EPD and SOR informed of the results; 8. If exceedance stops, cease additional monitoring.	1. Discuss amongst SOR, ET, and Contractor on the potential remedial actions; 2. Review Contractor's remedial actions whenever necessary to assure their effectiveness and advise the SOR accordingly; 3. Supervise the implementation of remedial measures.	1. Confirm receipt of notification of exceedance in writing; 2. Notify Contractor; 3. In consultation with the IEC, agree with the Contractor on the remedial measures to be implemented; 4. Ensure remedial measures properly implemented; 5. If exceedance continues, consider what portion of the work is responsible and instruct the Contractor to stop that portion of work until the exceedance is abated.	1. Take immediate action to avoid further exceedance; 2. Submit proposals for remedial actions to IEC within 3 working days of notification; 3. Implement the agreed proposals; 4. Resubmit proposals if problem still not under control; 5. Stop the relevant portion of works as determined by the SOR until the exceedance is abated.

EVENT	ACTION			
	Environmental Team (ET)	**Independent Environmental Checker (IEC)**	**Supervising Officer's Representative (SOR)**	**Contractor**
Action Level	1. Notify IEC and contractor; 2. Carry out investigation; 3. Report the results of investigation to the IEC, SOR and Contractor; 4. Discuss with the Contractor and formulate remedial measures; 5. Increase monitoring frequency to check mitigation effectiveness.	1. Review the analysed results submitted by the ET; 2. Review the proposed remedial measures by the Contractor and advise the SOR accordingly; 3. Supervise the implementation of remedial measures.	1. Confirm receipt of notification of exceedance in writing; 2. Notify Contractor; 3. Require Contractor to propose remedial measures for the analysed noise problem; 4. Ensure remedial measures are properly implemented	1. Submit noise mitigation proposals to IEC; 2. Implement noise mitigation proposals.
Limit Level	1. Identify source; 2. Inform IEC, SOR, EPD and Contractor; 3. Repeat measurements to confirm findings; 4. Increase monitoring frequency; 5. Carry out analysis of Contractor's working procedures to determine possible mitigation to be implemented; 6. Inform IEC, SOR and EPD the causes and actions taken for the exceedances; 7. Assess effectiveness of Contractor's remedial actions and keep IEC, EPD and SOR informed of the results; 8. If exceedance stops, cease additional monitoring.	1. Discuss amongst SOR, ET, and Contractor on the potential remedial actions; 2. Review Contractors remedial actions whenever necessary to assure their effectiveness and advise the SOR accordingly; 3. Supervise the implementation of remedial measures.	1. Confirm receipt of notification of exceedance in writing; 2. Notify Contractor; 3. Require Contractor to propose remedial measures for the analysed noise problem; 4. Ensure remedial measures properly implemented; 5. If exceedance continues, consider what portion of the work is responsible and instruct the Contractor to stop that portion of work until the exceedance is abated.	1. Take immediate action to avoid further exceedance; 2. Submit proposals for remedial actions to IEC within 3 working days of notification; 3. Implement the agreed proposals; 4. Resubmit proposals if problem still not under control; 5. Stop the relevant portion of works as determined by the SOR until the exceedance is abated.

EVENT	ACTION			
	Environmental Team (ET)	**Independent Environmental Checker (IEC)**	**Supervising Officer's Representative (SOR)**	**Contractor**
Action level being exceeded by one sampling day at water sensitive receiver(s)	1. Identify the source(s) of impact by comparing the results with those collected at the gradient stations and the control stations as appropriate; 2. If exceedance is found to be caused by the marine works, repeat *in-situ* measurement to confirm findings; 3. Inform IEC and contractor; 4. Check monitoring data, all plant, equipment and Contractor's working methods; 5. If exceedance occurs at WSD salt water intake, inform WSD; 6. Discuss mitigation measures with IEC and Contractor; 7. Repeat measurement on next day of exceedance.	1. Discuss mitigation measures with ET and Contractor; 2. Review proposal on mitigation measures submitted by Contractor and advise the SOR accordingly; 3. Assess the effectiveness of the implemented mitigation measures.	1. Discuss proposed mitigation measures with IEC; 2. Make agreement on the mitigation proposal.	1. Inform the SOR and confirm notification of the noncompliance in writing; 2. Rectify unacceptable practice; 3. Check all plant and equipment; 4. Amend working methods if appropriate; 5. Discuss with ET and IEC and propose mitigation measures to IEC and SOR; 6. Implement the agree mitigation measures.
Action level being exceeded by two or more consecutive sampling days at water sensitive receiver(s)	1. Identify the source(s) of impact by comparing the results with those collected at the gradient stations and the control stations as appropriate; 2. If exceedance is found to be caused by the marine works, repeat *in-situ* measurement to confirm findings; 3. Inform IEC and contractor; 4. Check monitoring data, all plant, equipment and Contractor's working methods; 5. Discuss mitigation measures with IEC, and Contractor; 6. Ensure mitigation measures are	1. Discuss mitigation measures with ET and Contractor; 2. Review proposal on mitigation measures submitted by Contractor and advise the SOR accordingly; 3. Assess the effectiveness of the implemented mitigation measures.	1. Discuss proposed mitigation measures with IEC; 2. Make agreement on the mitigation proposal; 3. Assess the effectiveness of the implemented mitigation measures.	1. Inform the SOR and confirm notification of the noncompliance in writing; 2. Rectify unacceptable practice; 3. Check all plant and equipment and consider changes of working methods; 4. Discuss with ET, IEC and SOR and propose mitigation measures to IEC and SOR within 3 working days; 5. Implement the agreed mitigation measures.

EVENT	ACTION			
	Environmental Team (ET)	**Independent Environmental Checker (IEC)**	**Supervising Officer's Representative (SOR)**	**Contractor**
	implemented; 7. Prepare to increase the monitoring frequency to daily; 8. If exceedance occurs at WSD salt water intake, inform WSD; 9. Repeat measurement on next day of exceedance.			
Action level being exceeded by two or more consecutive sampling days at water sensitive receiver(s)	1. Identify the source(s) of impact by comparing the results with those collected at the gradient stations and the control stations as appropriate; 2. If exceedance is found to be caused by the marine works, repeat *in-situ* measurement to confirm findings; 3. Inform IEC and contractor; 4. Check monitoring data, all plant, equipment and Contractor's working methods; 5. Discuss mitigation measures with IEC, and Contractor; 6. Ensure mitigation measures are implemented; 7. Prepare to increase the monitoring frequency to daily; 8. If exceedance occurs at WSD salt water intake, inform WSD; 9. Repeat measurement on next day of exceedance.	1. Discuss mitigation measures with ET and Contractor; 2. Review proposal on mitigation measures submitted by Contractor and advise the SOR accordingly; 3. Assess the effectiveness of the implemented mitigation measures.	1. Discuss proposed mitigation measures with IEC; 2. Make agreement on the mitigation proposal; 3. Assess the effectiveness of the implemented mitigation measures.	1. Inform the SOR and confirm notification of the noncompliance in writing; 2. Rectify unacceptable practice; 3. Check all plant and equipment and consider changes of working methods; 4. Discuss with ET, IEC and SOR and propose mitigation measures to IEC and SOR within 3 working days; 5. Implement the agreed mitigation measures.
Limit level being exceeded by one sampling	1. Identify the source(s) of impact by comparing the results with those collected at the gradient stations and the	1.Discuss mitigation measures with ET and Contractor;	1. Discuss proposed mitigation measures with IEC, ET and Contractor;	1. Inform the SOR and confirm notification of the

EVENT	ACTION			
	Environmental Team (ET)	**Independent Environmental Checker (IEC)**	**Supervising Officer's Representative (SOR)**	**Contractor**
day at water sensitive receiver(s)	control stations as appropriate; 2. If exceedance is found to be caused by the marine works, repeat *in-situ* measurement to confirm findings; 3. Inform IEC, contractor and EPD 4. Check monitoring data, all plant, equipment and Contractor's working methods; 5. Discuss mitigation measures with IEC, ER and Contractor; 6. Ensure mitigation measures are implemented; 7. If exceedance occurs at WSD salt water intake, inform WSD.	2. Review proposal on mitigation measures submitted by Contractor and advise the SOR accordingly; 3. Assess the effectiveness of the implemented mitigation measures.	2. Request Contractor to critically review the working methods; 3. Make agreement on the mitigation measures to be implemented; 4. Assess the effectiveness of the implemented mitigation measures.	noncompliance in writing; 2. Rectify unacceptable practice; 3. Check all plant and equipment and consider changes of working methods; 4. Discuss with ET, IEC and SOR and submit proposal of mitigation measures to IEC and SOR within 3 working days of notification; 5. Implement the agreed mitigation measures.
Limit level being exceeded by two or more consecutive sampling days at water sensitive receiver(s)	1. ET should contact AFCD if the limit level is exceeded by one sampling day or two or more consecutive sampling days at water sensitive receiver(s).	1. Discuss mitigation measures with ET and Contractor; 2. Review proposal on mitigation measures submitted by Contractor and advise the SOR accordingly; 3. Assess the effectiveness of the implemented mitigation measures.	1. Discuss proposed mitigation measures with IEC, ET and Contractor; 2. Request Contractor to critically review the working methods; 3. Make agreement on the mitigation measures to be implemented; 4. Assess the effectiveness of the implemented mitigation measures; 5. Consider and instruct, if necessary, the Contractor to slow down or to stop all or part of the marine work until no exceedance of	1. Inform the SOR and confirm notification of the noncompliance in writing; 2. Rectify unacceptable practice; 3. Check all plant and equipment and consider changes of working methods; 4. Discuss with ET, IEC and SOR and submit proposal of mitigation measures to IEC and SOR within 3 working days of notification; 5. Implement the agreed mitigation measures; 6. As directed by the

EVENT	ACTION			
	Environmental Team (ET)	Independent Environmental Checker (IEC)	Supervising Officer's Representative (SOR)	Contractor
			Limit level.	Engineer, to slow down or to stop all or part of the construction activities.

Appendix J

Tidal Pattern of Junk Bay from Hong Kong Tidal Stream Prediction System

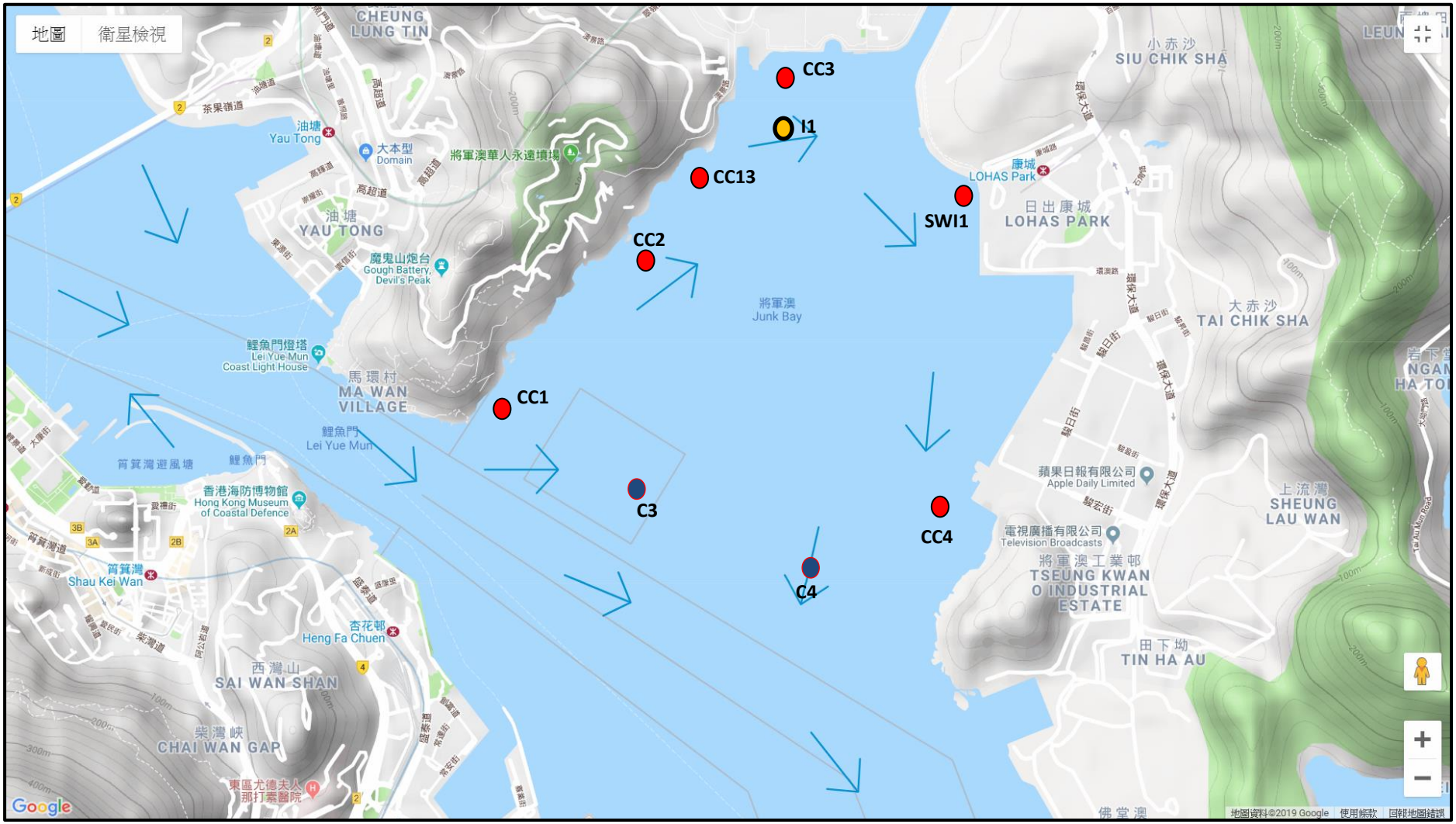
地圖
衛星檢視
CC3
I1
CC13
SWI1
CC2
CC1
C3
C4
CC4
CHEUNG LUNG TIN
小赤沙
SIU CHIK SHA
油塘
Yau Tong
大本型
Domain
將軍澳華人永遠墳場
高超道
油塘
YAU TONG
魔鬼山炮台
Gough Battery, Devil's Peak
康城
LOHAS Park
日出康城
LOHAS PARK
將軍澳
Junk Bay
大赤沙
TAI CHIK SHA
鯉魚門燈塔
Lei Yue Mun Coast Light House
馬環村
MA WAN VILLAGE
鯉魚門
Lei Yue Mun
筲箕灣避風塘
鯉魚門
香港海防博物館
Hong Kong Museum of Coastal Defence
筲箕灣
Shau Kei Wan
蘋果日報有限公司
Apple Daily Limited
電視廣播有限公司
Television Broadcasts
將軍澳工業邨
TSEUNG KWAN O INDUSTRIAL ESTATE
上流灣
SHEUNG LAU WAN
杏花邨
Heng Fa Chuen
西灣山
SAI WAN SHAN
柴灣峽
CHAI WAN GAP
東區尤德夫人那打素醫院
田下坳
TIN HA AU
佛堂澳
Google
地圖資料 ©2019 Google
使用條款
回報地圖錯誤

Ebb Tide

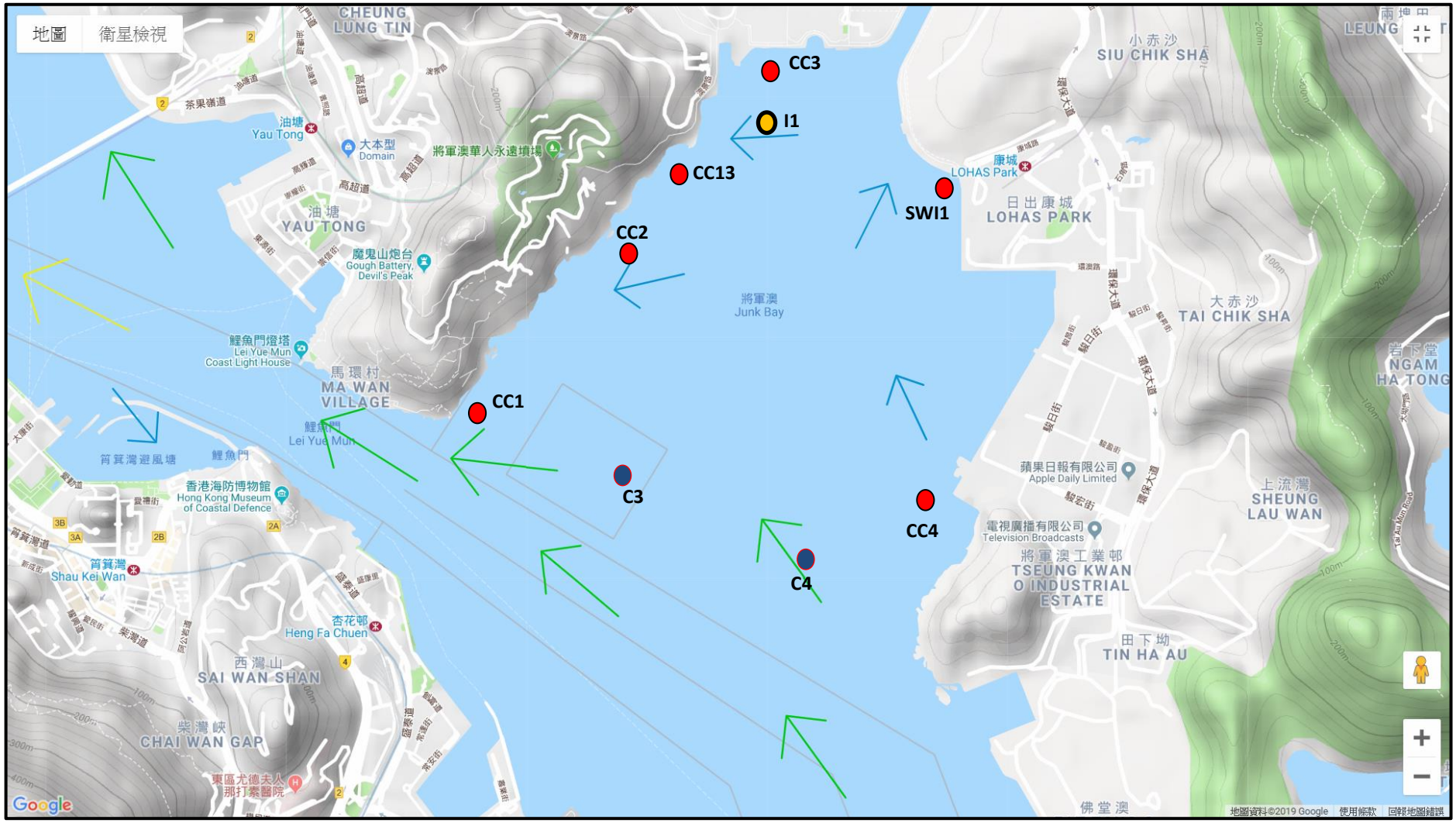
地圖
衛星檢視
CC3
I1
CC13
SWI1
CC2
CC1
C3
C4
CC4
CHEUNG LUNG TIN
SIU CHIK SHA
LEUNG
油塘
Yau Tong
大本型
Domain
將軍澳華人永遠墳場
高超道
油塘
YAU TONG
魔鬼山炮台
Gough Battery, Devil's Peak
康城
LOHAS Park
日出康城
LOHAS PARK
將軍澳
Junk Bay
大赤沙
TAI CHIK SHA
鯉魚門燈塔
Lei Yue Mun Coast Light House
馬環村
MA WAN VILLAGE
鯉魚門
Lei Yue Mun
筲箕灣避風塘
鯉魚門
香港海防博物館
Hong Kong Museum of Coastal Defence
筲箕灣
Shau Kei Wan
杏花邨
Heng Fa Chuen
西灣山
SAI WAN SHAN
柴灣峽
CHAI WAN GAP
東區尤德夫人那打素醫院
蘋果日報有限公司
Apple Daily Limited
電視廣播有限公司
Television Broadcasts
將軍澳工業邨
TSEUNG KWAN O INDUSTRIAL ESTATE
上流灣
SHEUNG LAU WAN
岩下堂
NGAM HA TONG
田下坳
TIN HA AU
佛堂澳
Google
地圖資料©2019 Google
使用條款
回報地圖錯誤

Flood Tide